



US00D628832S

(12) **United States Design Patent**
Schmitz et al.

(10) **Patent No.:** **US D628,832 S**
(45) **Date of Patent:** **** Dec. 14, 2010**

(54) **BODY SUPPORT STRUCTURE**

(75) Inventors: **Johann Burkhard Schmitz**, Berlin (DE); **Claudia Plikat**, Berlin (DE); **Carola Eva Marianne Zwick**, Berlin (DE); **Roland Rolf Otto Zwick**, Berlin (DE)

(73) Assignee: **Herman Miller, Inc.**, Zeeland, MI (US)

(**) Term: **14 Years**

(21) Appl. No.: **29/363,351**

(22) Filed: **Jun. 8, 2010**

Related U.S. Application Data

(62) Division of application No. 29/336,956, filed on May 12, 2009, now abandoned, which is a division of application No. 29/291,968, filed on Sep. 21, 2007, now Pat. No. Des. 591,986.

(51) **LOC (9) Cl.** **06-04**

(52) **U.S. Cl.** **D6/502**

(58) **Field of Classification Search** D6/323, D6/328, 334, 370-371, 373-374, 376, 379-380, D6/500-502; 297/446

See application file for complete search history.

(56) **References Cited**

U.S. PATENT DOCUMENTS

946,225 A 1/1910 Irwin
D169,299 S * 4/1953 Willemin D6/375
2,771,122 A 11/1956 Straub
3,041,109 A 6/1962 Eames et al.

(Continued)

FOREIGN PATENT DOCUMENTS

AU 6563380 A1 1/1983

(Continued)

OTHER PUBLICATIONS

Faraday, "Exploring Biomimetrics for Products & Packaging", Sep. 27, 2007, 3 pages.

Herman Miller for Business, "Eames Aluminum Group & Soft Pad Chairs," [online][retrieved from internet: URL <http://www.hermanmiller.com/CDA/SSA/Product/1,1592,a10-c440-p39,00.html>], [retrieved—date unknown], 2 pages.

(Continued)

Primary Examiner—Elizabeth A Albert

Assistant Examiner—Kelley A Donnelly

(74) *Attorney, Agent, or Firm*—Brinks Hofer Gilson & Lione

(57) **CLAIM**

The ornamental design for a body support structure, as shown and described.

DESCRIPTION

FIG. 1 is a perspective view of a first embodiment of a body support structure;

FIG. 2 is a front view of the body support structure shown in FIG. 1;

FIG. 3 is a rear view of the body support structure shown in FIG. 1;

FIG. 4 is a right side view of the body support structure shown in FIG. 1;

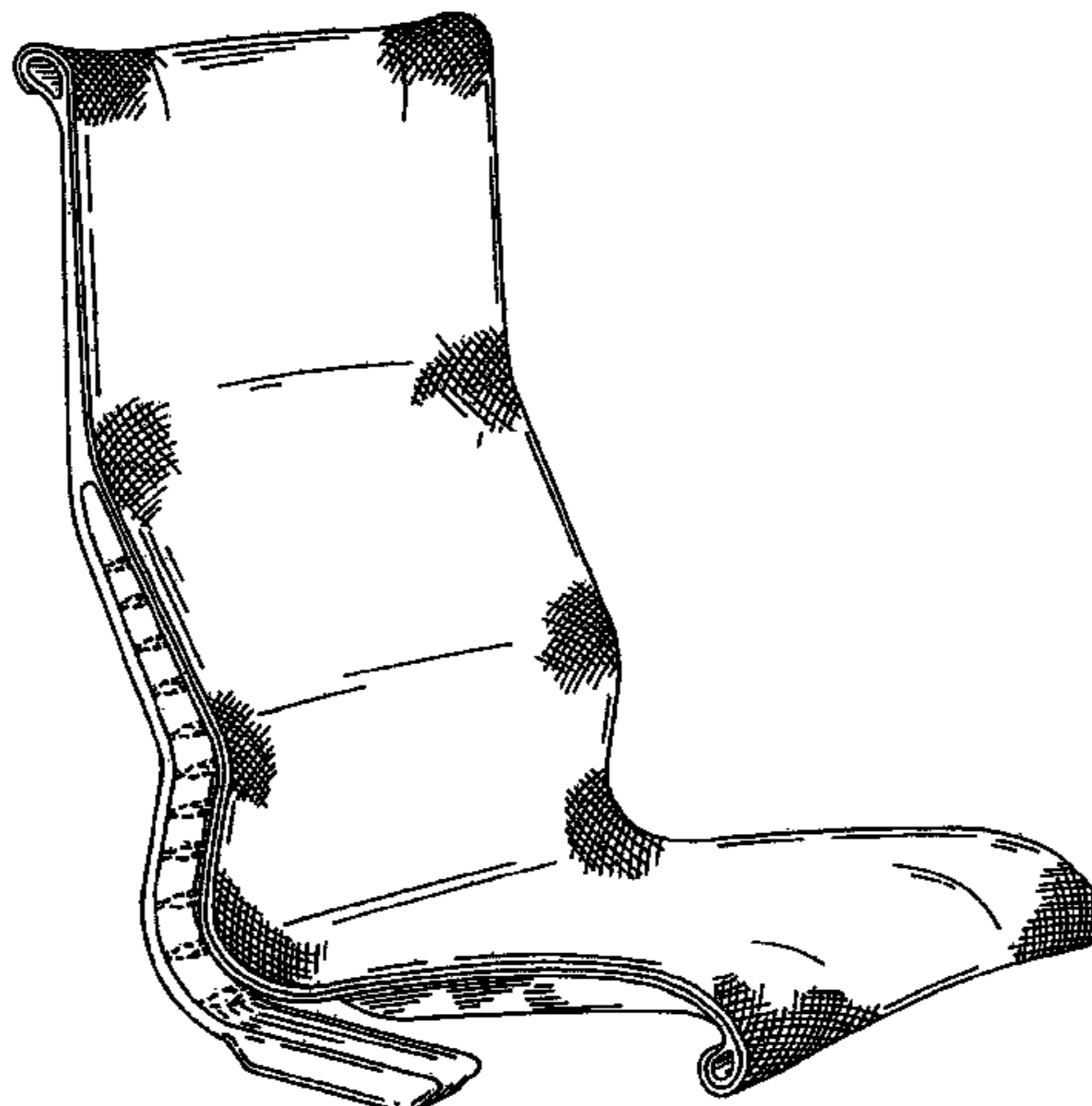
FIG. 5 is a left side view of the body support structure shown in FIG. 1;

FIG. 6 is a top view of the body support structure shown in FIG. 1; and,

FIG. 7 is a bottom view of the body support structure shown in FIG. 1.

The broken lines showing ribs, openings and/or cross-bars in FIGS. 1, 3, 4, 5, and 7 are for environmental purposes only and do not form any part of the claimed design.

1 Claim, 7 Drawing Sheets



U.S. PATENT DOCUMENTS

3,120,407 A 2/1964 Propst
 3,230,011 A 1/1966 Propst
 3,586,370 A * 6/1971 Barecki et al. 297/228.11
 3,640,576 A 2/1972 Morrison et al.
 D227,633 S * 7/1973 Kellman D6/375
 3,844,612 A 10/1974 Borggren et al.
 D235,298 S 6/1975 Schuyler
 4,036,527 A 7/1977 Faul
 4,062,590 A 12/1977 Polsky et al.
 4,230,365 A 10/1980 Messinger
 4,522,444 A 6/1985 Pollock
 4,592,126 A 6/1986 Bottemiller
 4,889,385 A 12/1989 Chadwick
 D320,034 S 9/1991 Brooks et al.
 5,352,022 A 10/1994 Knoblock
 5,518,294 A 5/1996 Ligon, Sr. et al.
 D377,431 S 1/1997 Stumpf et al.
 5,649,743 A 7/1997 Skalka
 D386,023 S 11/1997 Stumpf et al.
 5,695,244 A * 12/1997 Gillern et al. 297/271.6
 D390,026 S 2/1998 Biecher
 5,954,399 A 9/1999 Hong
 5,975,634 A 11/1999 Knoblock et al.
 6,015,187 A 1/2000 Roslund et al.
 D436,259 S 1/2001 Nagamitsu
 D436,260 S 1/2001 Nagamitsu
 D437,132 S 2/2001 Nagamitsu
 D441,977 S 5/2001 Vaaler
 D442,383 S 5/2001 Bell
 D444,309 S 7/2001 Nagamitsu
 6,257,665 B1 7/2001 Nagamitsu et al.
 D465,347 S 11/2002 Bell
 6,505,890 B2 1/2003 Riley et al.
 D469,618 S 2/2003 Nagamitsu
 D469,970 S 2/2003 Molteni
 6,517,161 B2 * 2/2003 Lo 297/440.11
 D476,493 S 7/2003 Nagamitsu
 D476,820 S 7/2003 Nagamitsu
 D481,560 S 11/2003 Vidmar et al.
 D482,542 S 11/2003 Plier
 D487,359 S 3/2004 Giugiaro
 D489,542 S 5/2004 Giugiaro
 6,749,261 B2 6/2004 Knoblock et al.
 D509,969 S 9/2005 Loew et al.
 D511,629 S 11/2005 Caldwell
 D512,578 S 12/2005 Igarashi
 D512,579 S 12/2005 Igarashi
 D513,910 S 1/2006 Gehry
 6,986,549 B2 1/2006 Kniese
 6,991,291 B2 1/2006 Knoblock et al.
 D514,345 S 2/2006 Igarashi
 D514,838 S 2/2006 Igarashi
 D526,495 S 8/2006 Albin
 7,097,249 B2 8/2006 Igarashi et al.
 D527,920 S 9/2006 Giugiaro

D528,810 S 9/2006 Giugiaro
 D528,811 S 9/2006 Giugiaro
 D528,812 S 9/2006 Giugiaro
 D540,557 S 4/2007 Doughty
 D542,549 S 5/2007 Hara
 D542,580 S 5/2007 Loew et al.
 D543,039 S 5/2007 Hara
 D543,040 S 5/2007 Hara
 D543,041 S 5/2007 Hara
 D543,042 S 5/2007 Hara
 D543,369 S 5/2007 Hara
 D543,371 S 5/2007 Wang
 D543,385 S 5/2007 Loew et al.
 D543,397 S 5/2007 Loew et al.
 D543,736 S 6/2007 Shields
 7,243,993 B2 7/2007 Igarashi et al.
 D550,471 S 9/2007 Igarashi
 D550,977 S 9/2007 Igarashi
 D552,368 S 10/2007 Scheper et al.
 D552,882 S 10/2007 Saotome
 D554,384 S 11/2007 Scheper et al.
 D555,924 S 11/2007 Igarashi
 D557,921 S 12/2007 Kane
 D559,000 S 1/2008 Vanderminden
 D572,915 S 7/2008 Doughty
 D573,816 S 7/2008 Muller
 D581,686 S * 12/2008 Miller et al. D6/360
 D591,986 S * 5/2009 Schmitz et al. D6/502
 D605,880 S * 12/2009 Muller D6/500
 D606,779 S * 12/2009 Muller D6/500
 D611,276 S * 3/2010 Kubryk D6/500
 D611,740 S * 3/2010 Koh D6/500
 D612,175 S * 3/2010 Kubryk D6/500
 D618,005 S * 6/2010 Heltemes et al. D6/375
 2006/0238009 A1 10/2006 Igarashi et al.
 2006/0244295 A1 11/2006 Igarashi et al.

FOREIGN PATENT DOCUMENTS

DE 4433663 A1 3/1996
 DE 19916411 A1 11/2000
 EP 049310 B1 3/1985
 EP 860355 A1 8/1998
 EP 1040999 A2 10/2000
 FR 2715124 A1 7/1995
 JP D1284784 10/2006
 LU 88528 A 3/1996

OTHER PUBLICATIONS

United States patent and Trademark Office, Trademark, Principal Register, Reg. No. 3,105,591, registered Jun. 20, 2006, 1 page.
 Okamura Corporation, "Baron Ergonomic Mesh Chair," copyright 2005, [online][retrieved from internet: URL <http://www.okamura.co.jp/english/product/office/baron/index.html>], [retrieved on Mar. 31, 2008], 1 page.

* cited by examiner

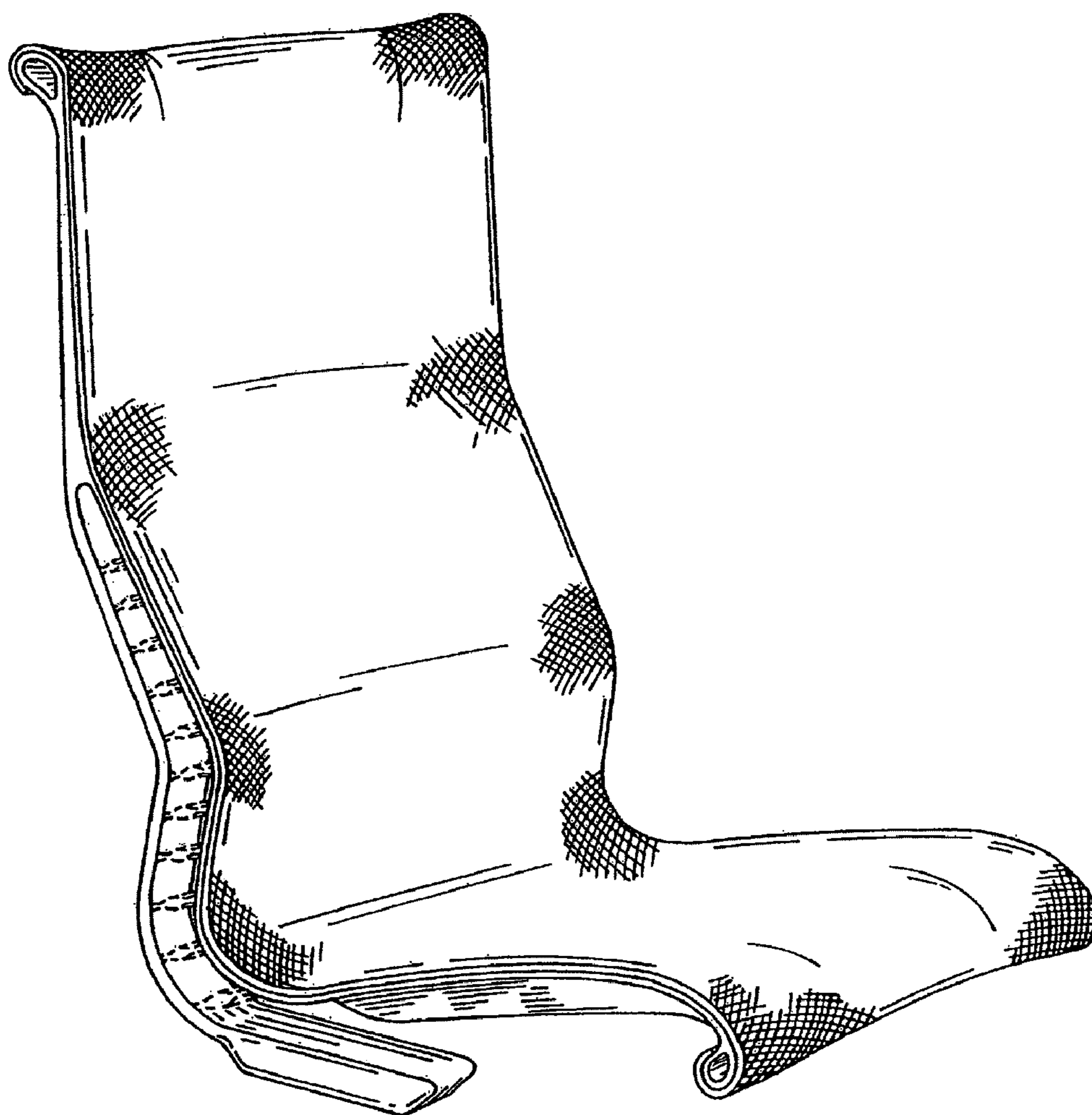


Fig. 1




Fig. 2

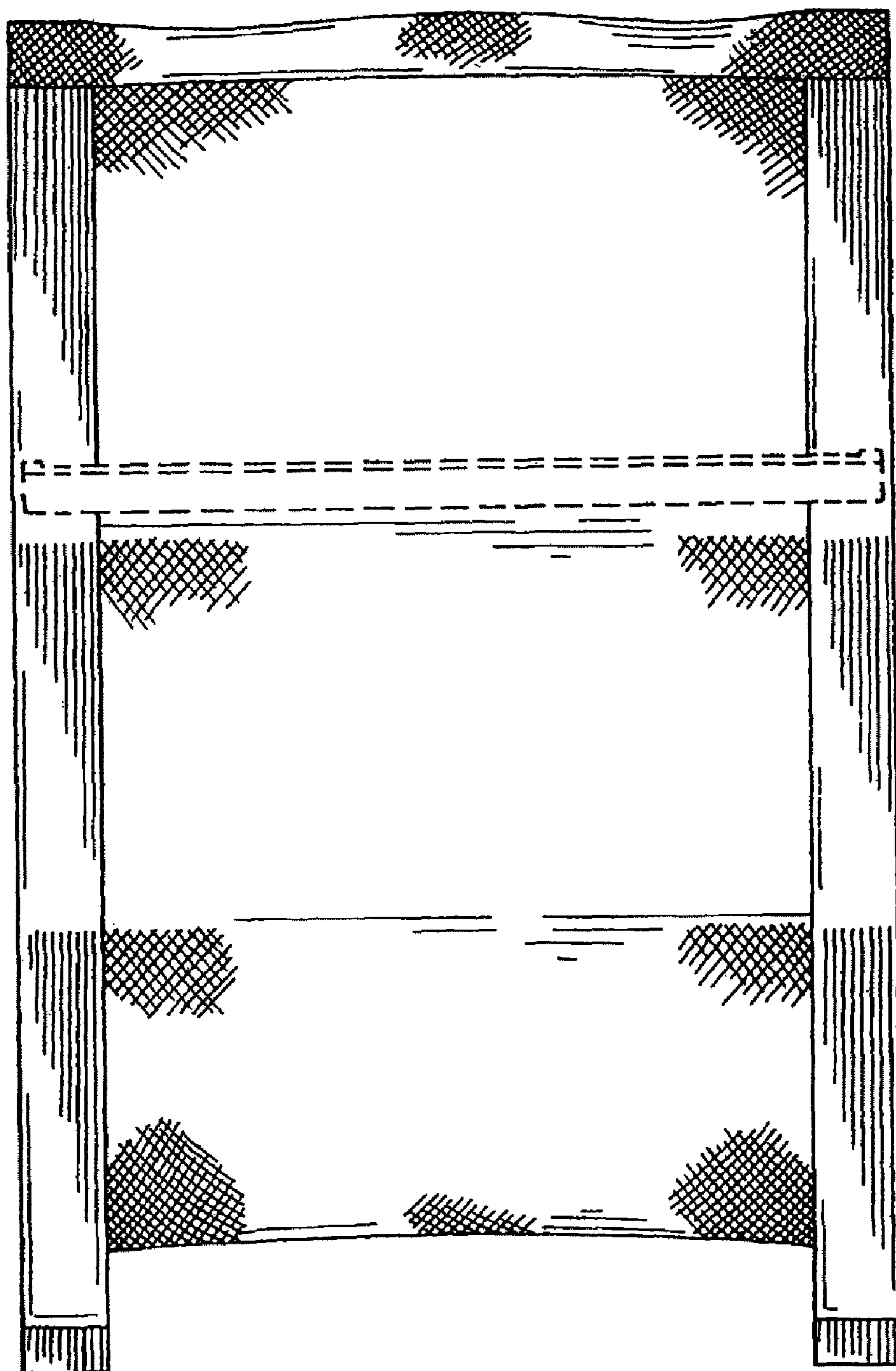


Fig. 3

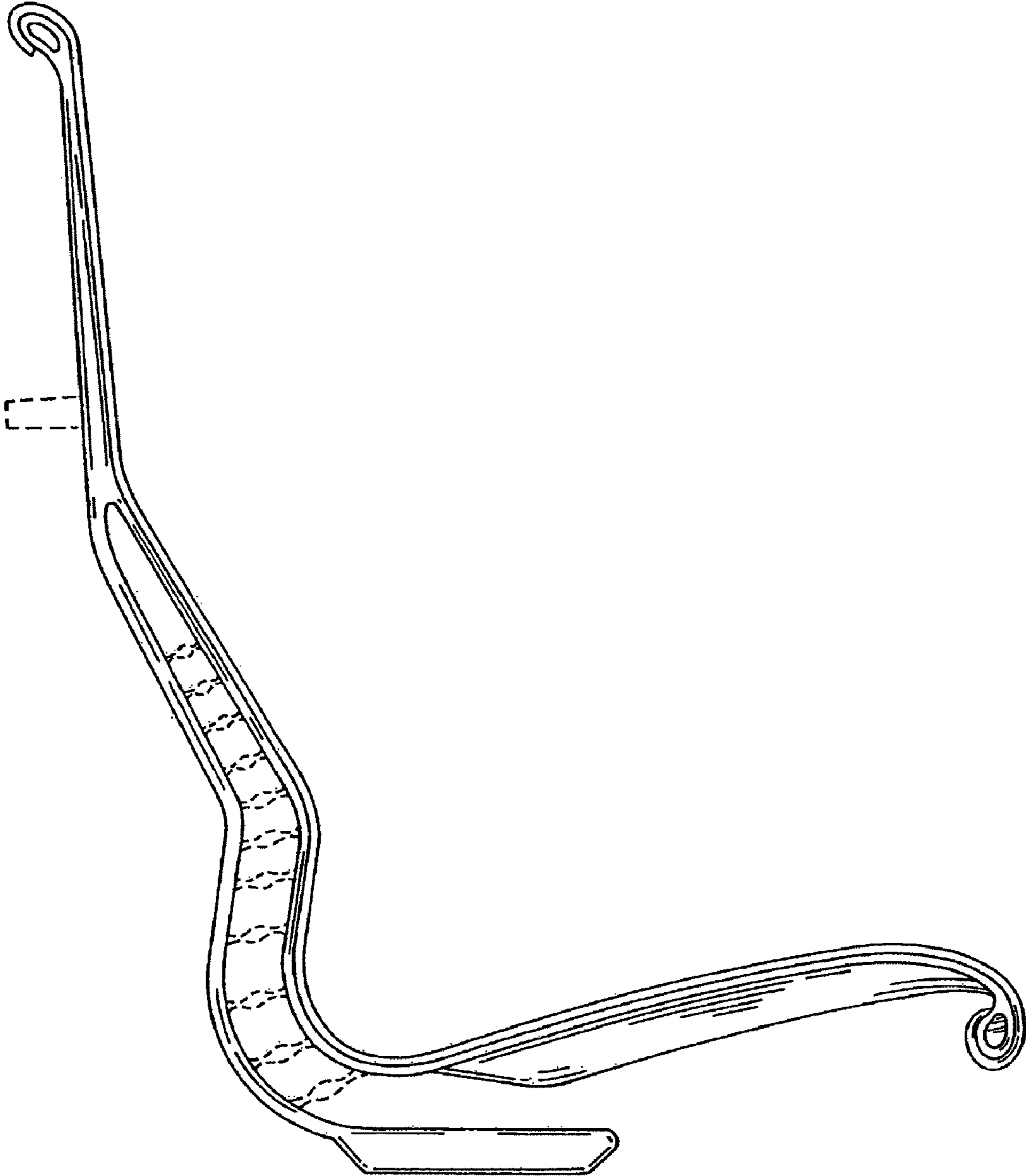


Fig. 4

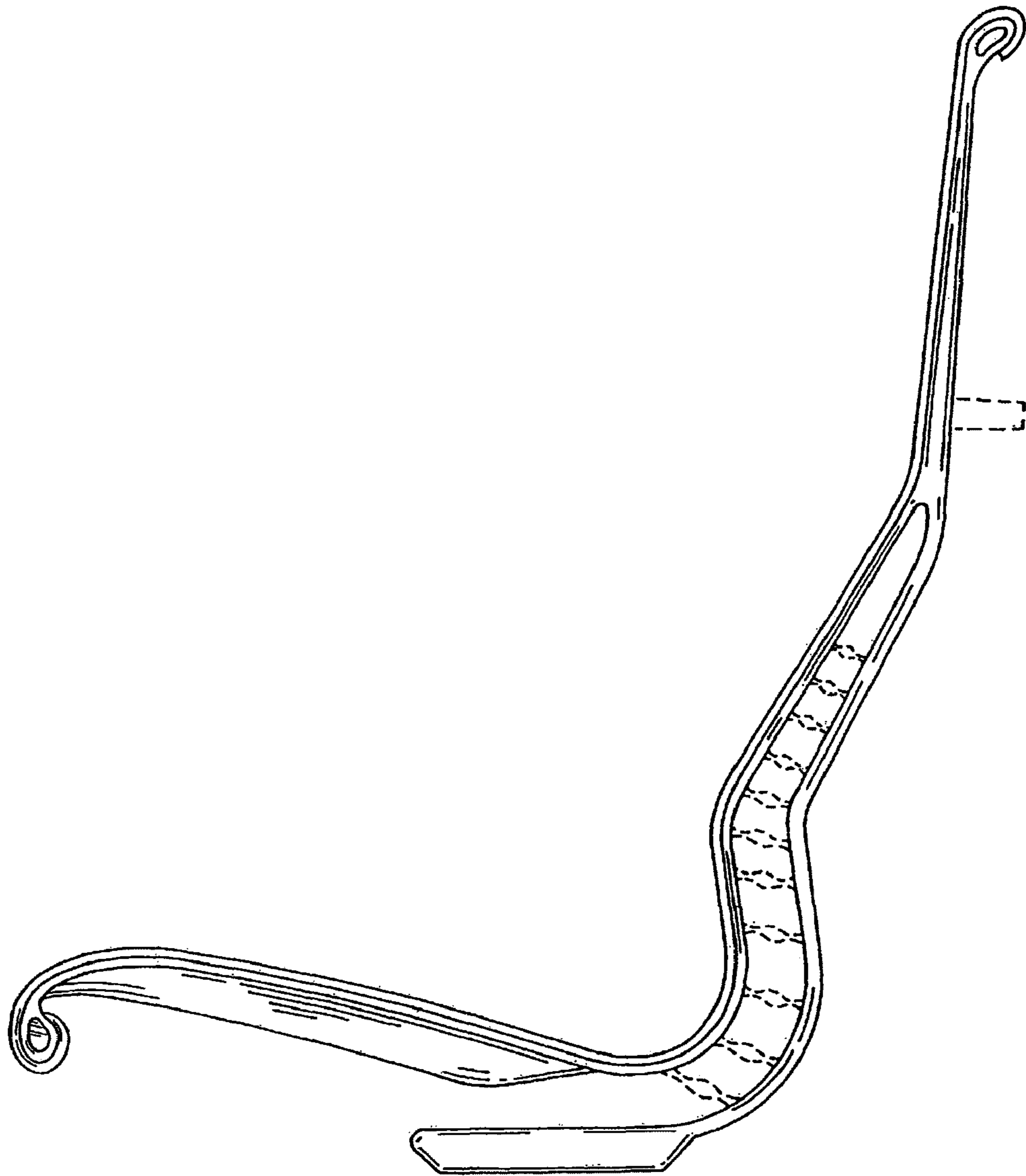


Fig. 5




Fig. 6




Fig. 7