

US00D628823S

(12) **United States Design Patent**
Warren

(10) **Patent No.:** **US D628,823 S**
(45) **Date of Patent:** **** Dec. 14, 2010**

(54) **CLOTHES HANGER**

(75) Inventor: **Michael James Warren**, London (GB)

(73) Assignee: **Braitrim (UK) Limited**, London (GB)

(**) Term: **14 Years**

(21) Appl. No.: **29/361,738**

(22) Filed: **May 14, 2010**

(30) **Foreign Application Priority Data**

Nov. 16, 2009 (EM) 001179600-0006

(51) **LOC (9) Cl.** **06-08**

(52) **U.S. Cl.** **D6/328**

(58) **Field of Classification Search** D6/315,
D6/323, 328; 211/1, 13.1, 85.3, 113; 223/85-98;
D8/349, 367

See application file for complete search history.

(56) **References Cited**

U.S. PATENT DOCUMENTS

D170,544 S * 10/1953 Nalle, Jr. D6/326
D175,169 S * 7/1955 Jacobson D6/326
3,270,892 A * 9/1966 Dennis et al. 211/113
6,865,832 B1 * 3/2005 Goldman 223/85

D506,078 S * 6/2005 Leung et al. D6/328
D509,073 S * 9/2005 Leung et al. D6/328
D533,362 S * 12/2006 Giampavolo D6/328
D535,111 S * 1/2007 Giampavolo D6/328
D579,215 S * 10/2008 Gandur et al. D6/328

* cited by examiner

Primary Examiner—Shanda C Hill

(74) *Attorney, Agent, or Firm*—Scully, Scott, Murphy & Presser, P.C.

(57) **CLAIM**

The ornamental design for a clothes hanger, as shown and described.

DESCRIPTION

FIG. 1 is a front perspective view of the clothes hanger showing my new and ornamental design;

FIG. 2 is a front view thereof;

FIG. 3 is a rear view thereof;

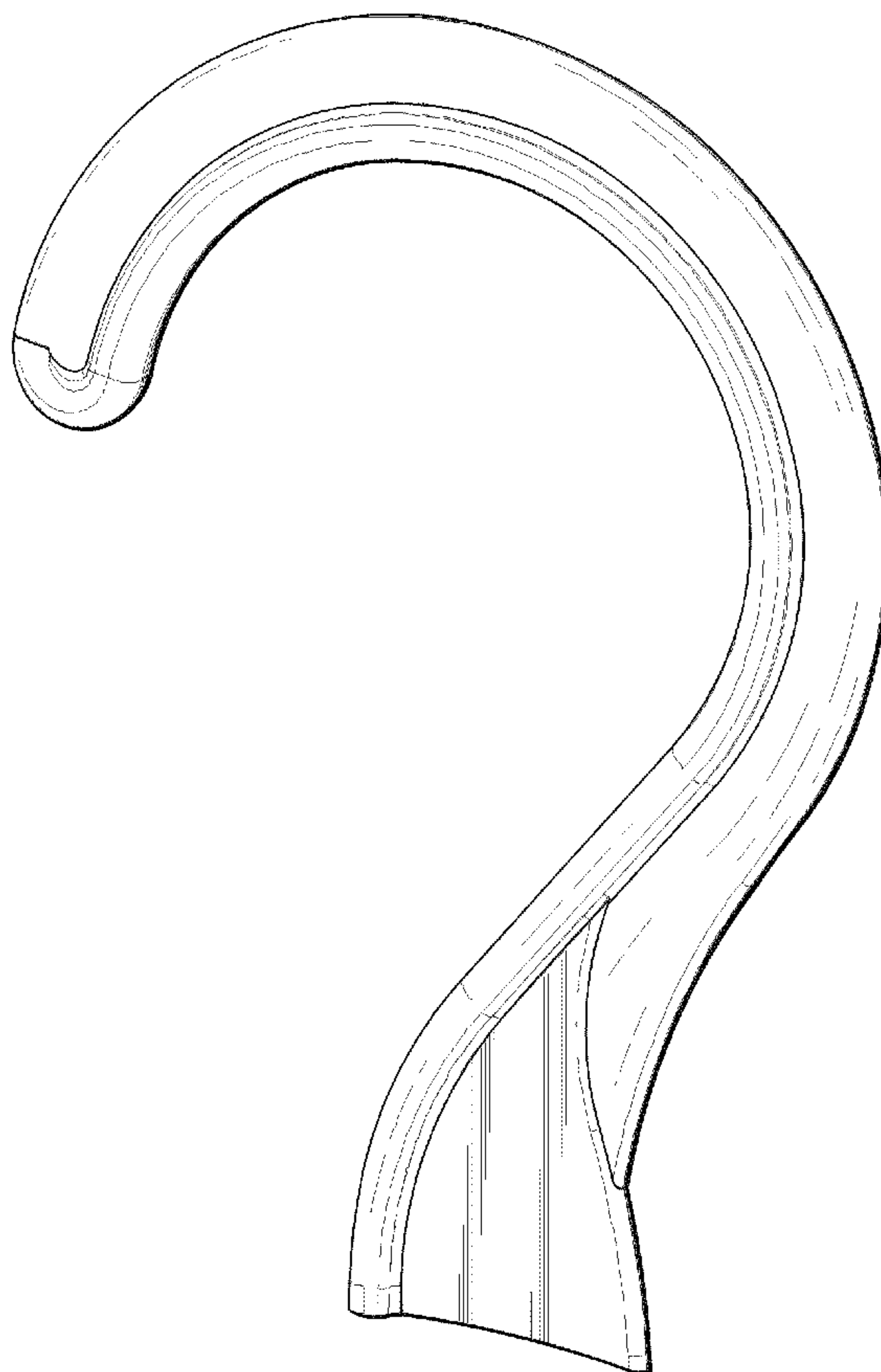
FIG. 4 is a left side view thereof;

FIG. 5 is a right side view thereof;

FIG. 6 is a top plan view thereof; and,

FIG. 7 is a bottom plan view thereof.

1 Claim, 5 Drawing Sheets



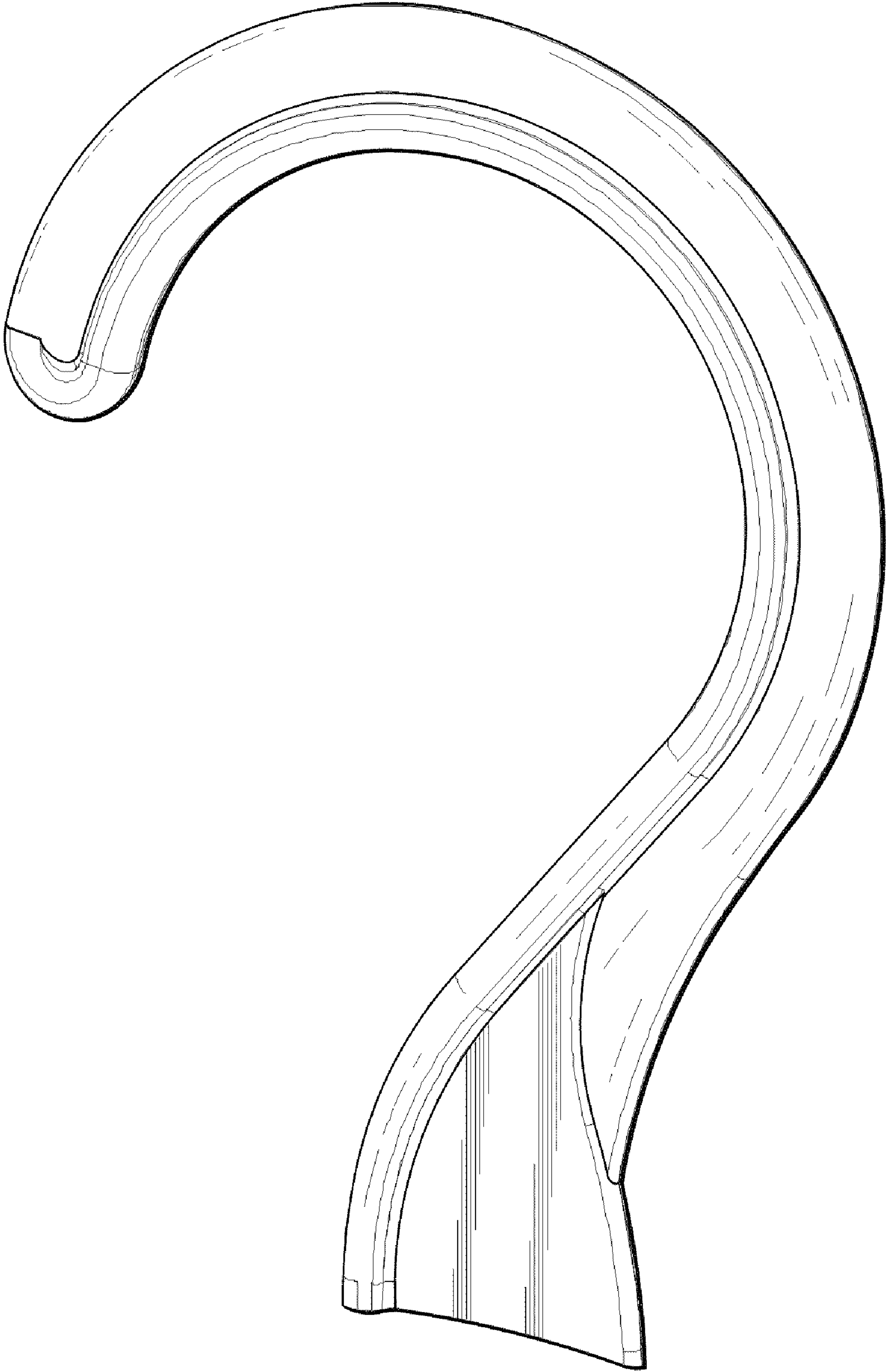


FIG. 1

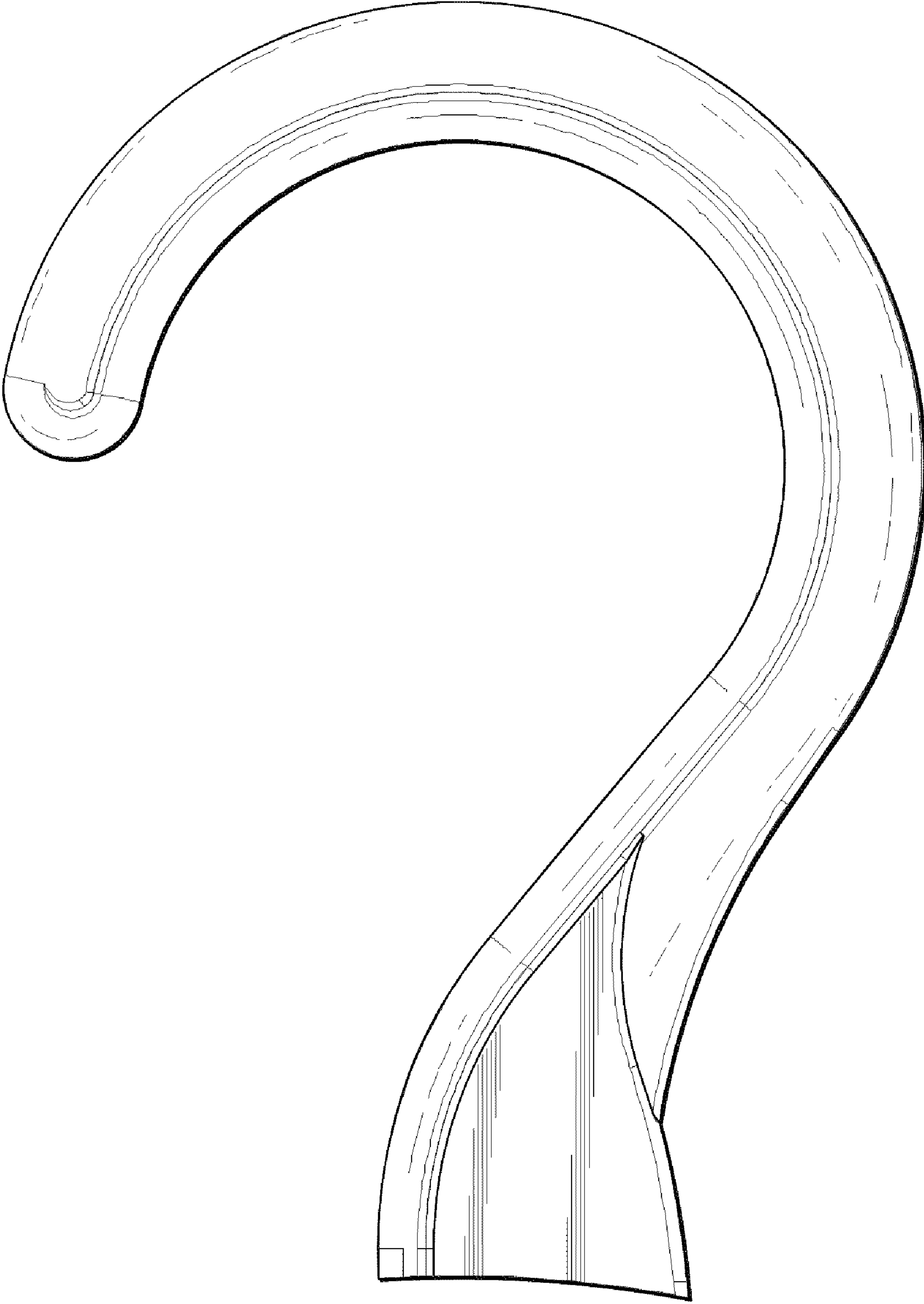


FIG. 2



FIG. 3




FIG. 4

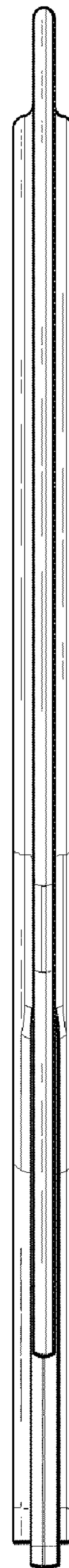


FIG. 5



FIG. 6

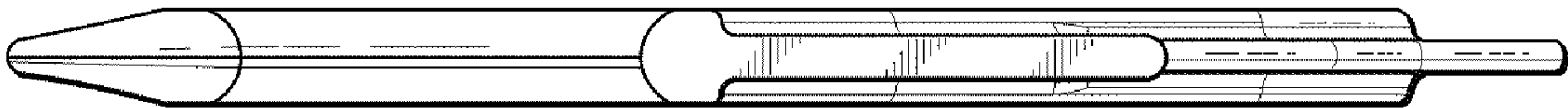


FIG. 7