



US00D628815S

(12) **United States Design Patent**
Song et al.

(10) **Patent No.:** **US D628,815 S**

(45) **Date of Patent:** **** Dec. 14, 2010**

(54) **HANGER**

(75) Inventors: **Seung Hyun Song**, Seoul (KR); **Ki Hyuk Kim**, Incheon (KR); **Eun Young Jee**, Seoul (KR); **Min Jung You**, Seoul (KR)

(73) Assignee: **LG Electronics Inc.**, Seoul (KR)

(**) Term: **14 Years**

(21) Appl. No.: **29/359,211**

(22) Filed: **Apr. 7, 2010**

(30) **Foreign Application Priority Data**

Dec. 11, 2009 (KR) 30-2009-0054646

(51) **LOC (9) Cl.** **06-08**

(52) **U.S. Cl.** **D6/315**

(58) **Field of Classification Search** D6/315,
D6/318, 326; 223/85-98; 211/1, 13.1, 85.3,
211/113

See application file for complete search history.

(56) **References Cited**

U.S. PATENT DOCUMENTS

D240,989 S * 8/1976 Bernstein D6/318

D270,884 S * 10/1983 Tavela D6/318
D438,391 S * 3/2001 Zdun D6/318
D440,054 S * 4/2001 Richter D6/318
D471,721 S * 3/2003 Zdun D6/318
D499,257 S * 12/2004 Schultz et al. D6/326
D563,681 S * 3/2008 Barker D6/318

* cited by examiner

Primary Examiner—Shanda C Hill

(74) *Attorney, Agent, or Firm*—Birch, Stewart, Kolasch & Birch, LLP

(57) **CLAIM**

We claim the ornamental design for a hanger, as shown and described.

DESCRIPTION

FIG. 1 is a perspective view of a hanger showing our new design:

FIG. 2 is a front elevation view thereof;

FIG. 3 is a rear elevation view thereof;

FIG. 4 is a left-side elevation view thereof;

FIG. 5 is a right-side elevation view thereof;

FIG. 6 is a top plan view thereof; and,

FIG. 7 is a bottom plan view thereof.

1 Claim, 4 Drawing Sheets

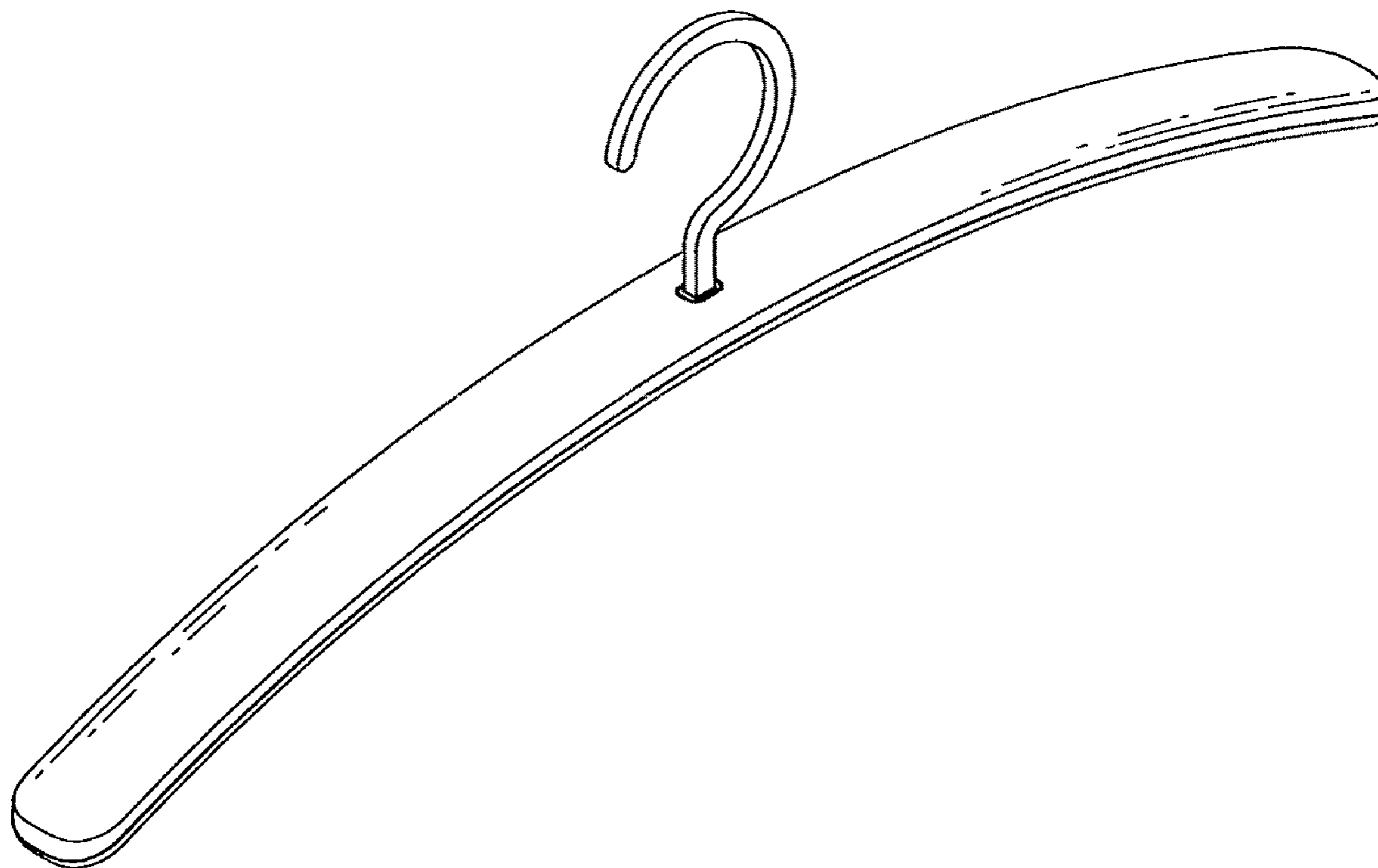


FIG. 1

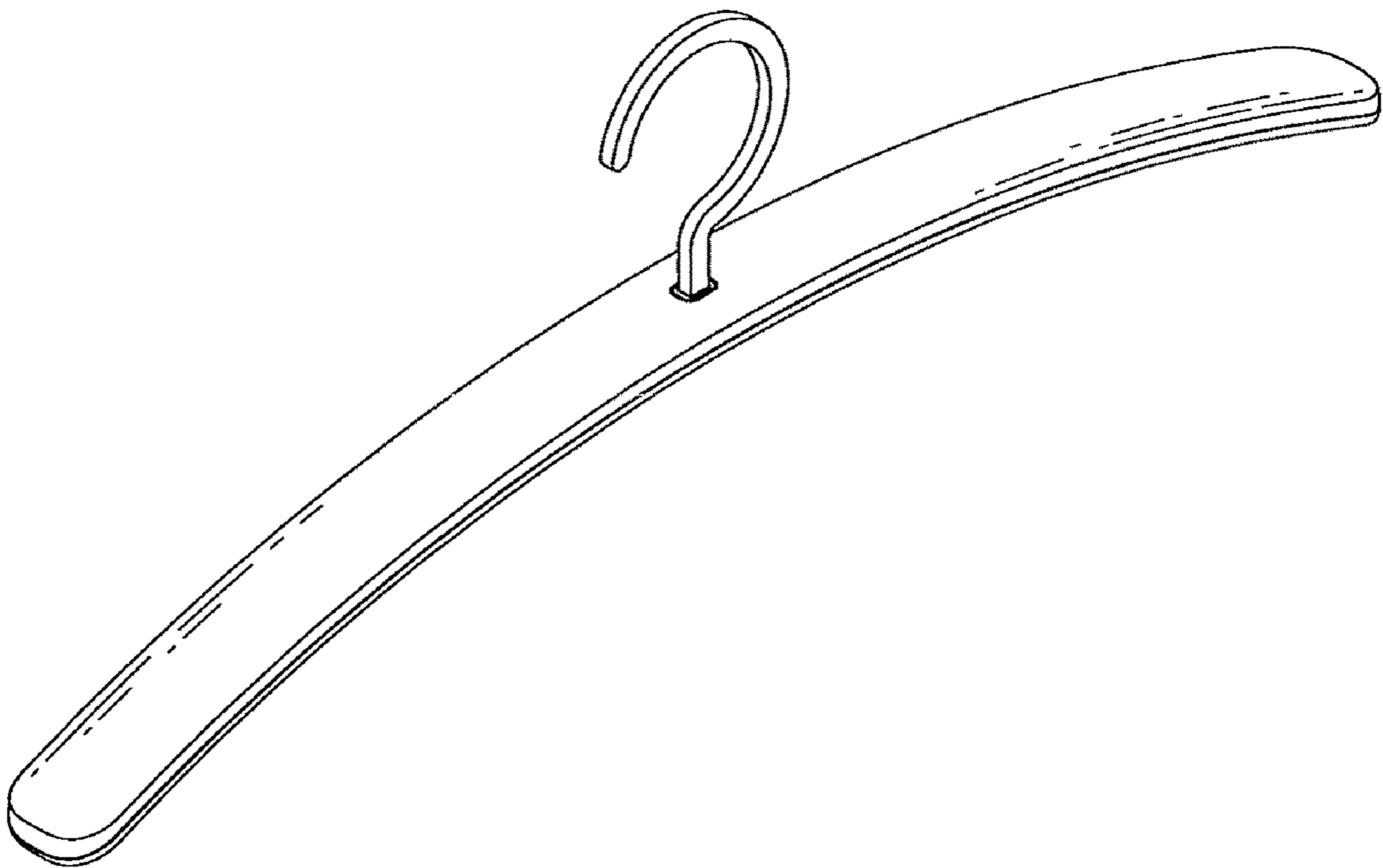


FIG. 2




FIG. 3

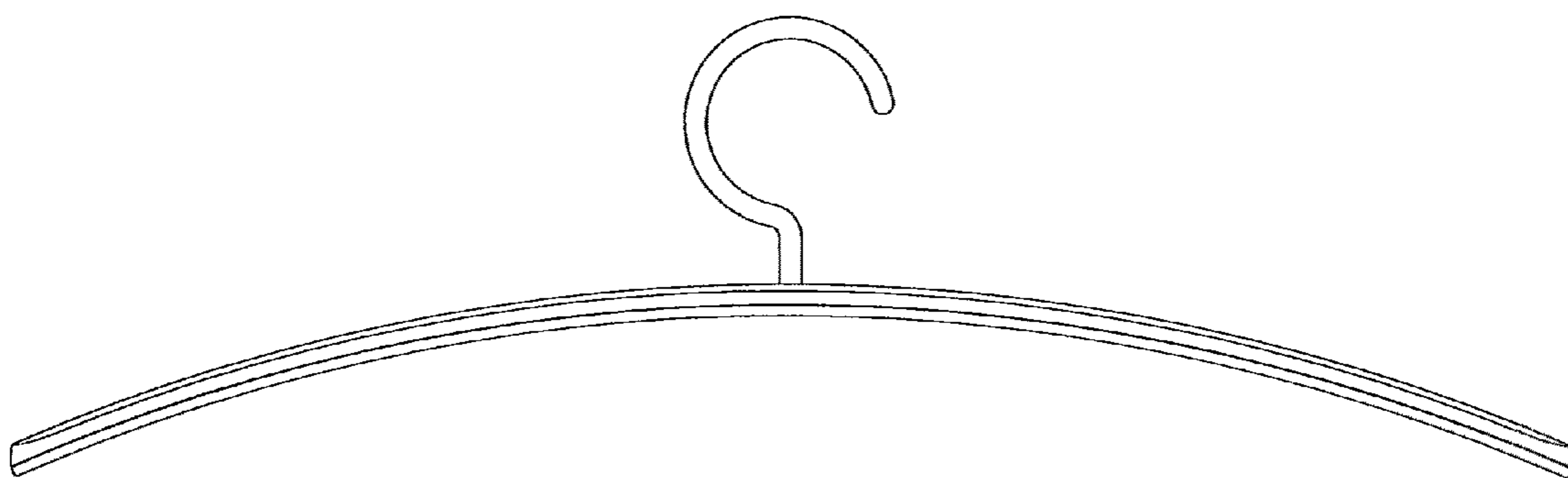


FIG. 4

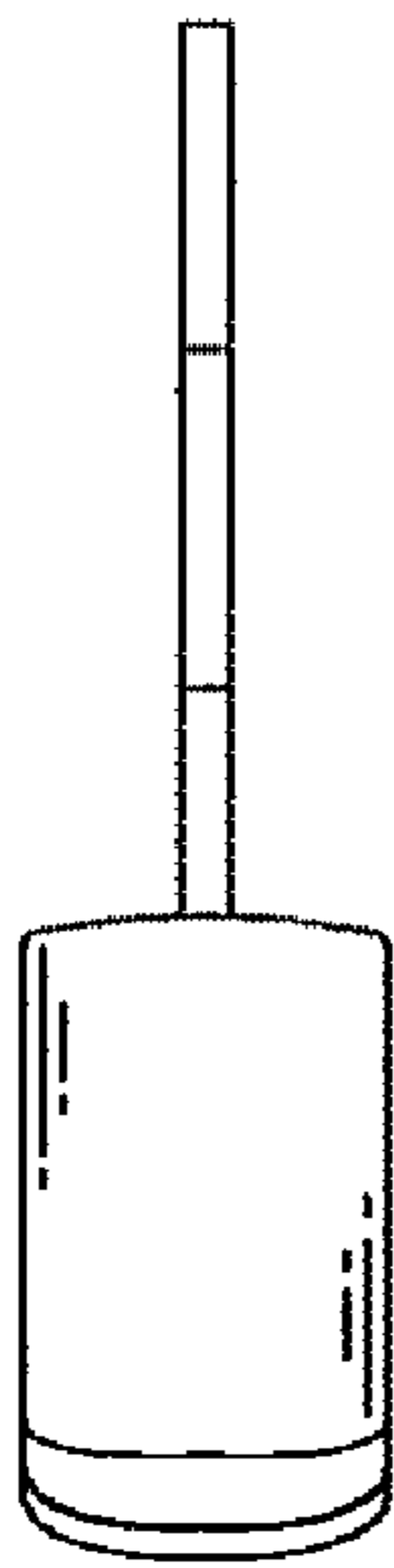


FIG. 5

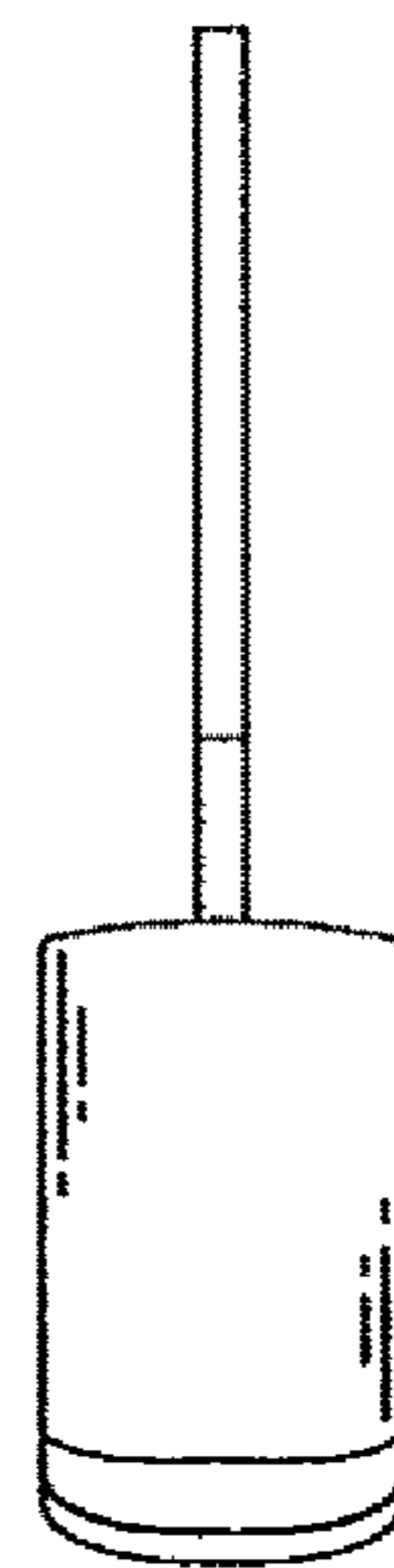


FIG.6

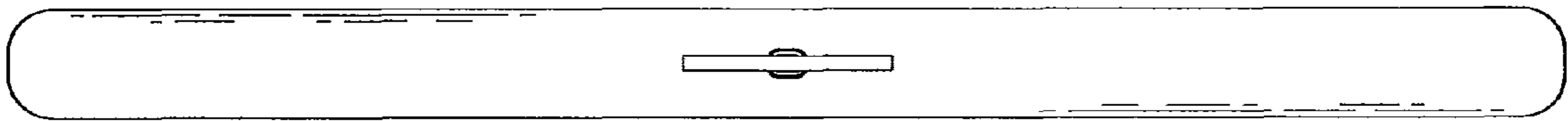


FIG.7

