



US00D628814S

(12) **United States Design Patent**
Dugas

(10) **Patent No.:** **US D628,814 S**

(45) **Date of Patent:** **** Dec. 14, 2010**

(54) **PICTURE FRAME**

(76) Inventor: **Kurt L. Dugas**, 24471 Helena Blvd.,
New Prague, MN (US) 56071

(**) Term: **14 Years**

(21) Appl. No.: **29/349,874**

(22) Filed: **May 14, 2010**

(51) **LOC (9) Cl.** **06-07**

(52) **U.S. Cl.** **D6/300**

(58) **Field of Classification Search** D6/300-314,
D6/444, 432, 457; 40/700-702, 714, 746,
40/747, 768, 777, 778, 779, 782-784, 757;
312/204; D11/131; D14/448; 248/460;
403/382; 52/656.7

See application file for complete search history.

(56) **References Cited**

U.S. PATENT DOCUMENTS

262,148	A *	8/1882	Stuart	52/656.7
2,127,078	A *	8/1938	Zwicker	40/757
D300,285	S *	3/1989	Karklins	D6/300
D355,769	S *	2/1995	Miles	D6/300
5,603,585	A *	2/1997	Bruchu et al.	403/382
D473,877	S *	4/2003	Korpai	D14/448
D524,061	S *	7/2006	Bruce	D6/300
D579,690	S *	11/2008	O'Con	D6/457
D582,174	S *	12/2008	O'Con	D6/457

* cited by examiner

Primary Examiner—Philip S Hyder
Assistant Examiner—Sydney R Buffalow

(74) *Attorney, Agent, or Firm*—Tipton L. Randall

(57) **CLAIM**

The ornamental design for a picture frame, as shown and described.

DESCRIPTION

FIG. 1 is front view of a faith frame picture frame embodying my new design;

FIG. 2 is a rear view of the picture frame of FIG. 1,

FIG. 3 is a right side view of the picture frame of FIG. 1,

FIG. 4 is a left side view of the picture frame of FIG. 1,

FIG. 5 is a top view of the picture frame of FIG. 1,

FIG. 6 is a bottom view of the picture frame of FIG. 1,

FIG. 7 is perspective view of the picture frame of FIG. 1,

FIG. 8 is a front view of another embodiment of the picture frame embodying my new design,

FIG. 9 is a rear view of the picture frame of FIG. 8,

FIG. 10 is a right side view of the picture frame of FIG. 8,

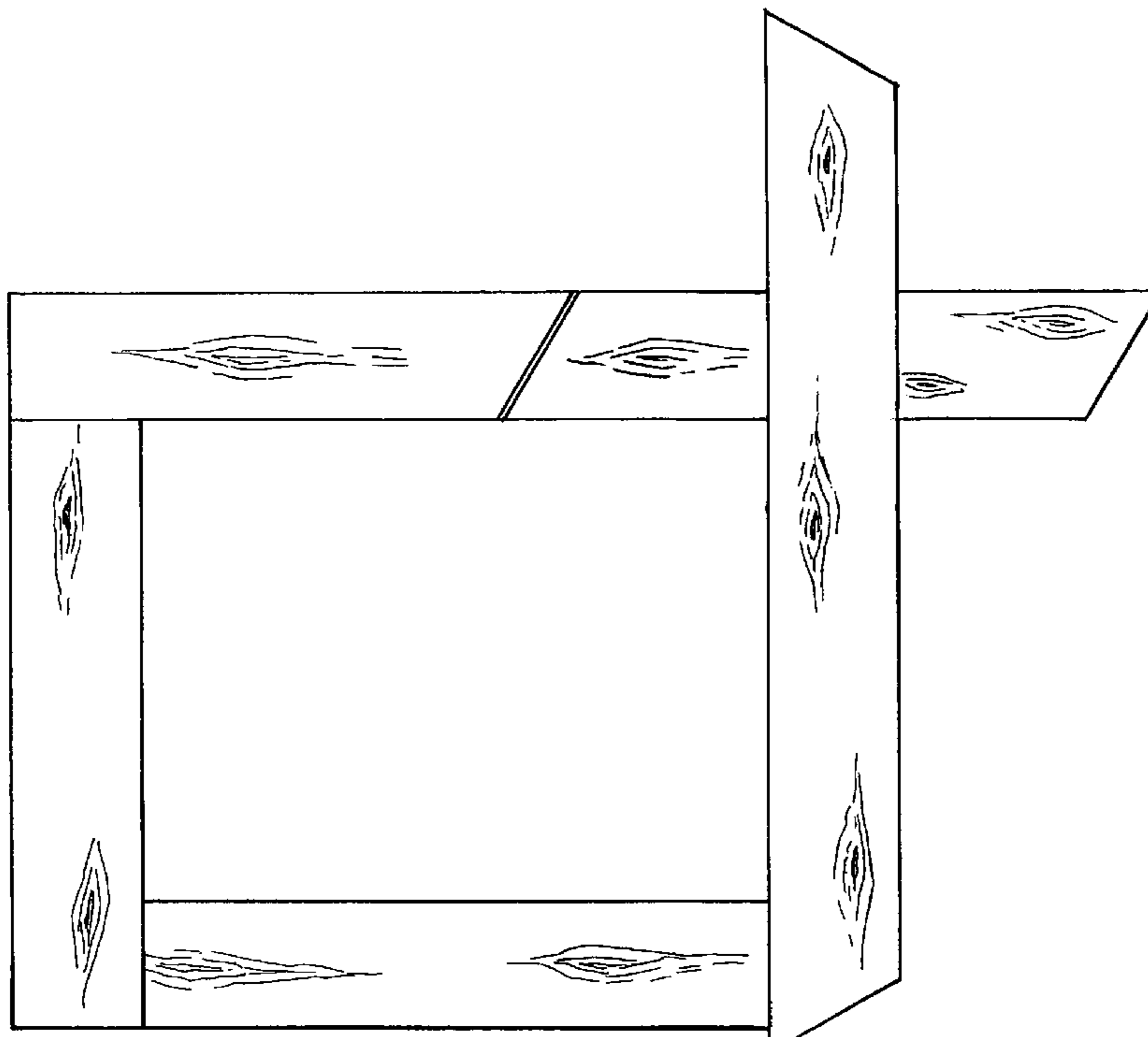
FIG. 11 is a left side view of the picture frame of FIG. 8,

FIG. 12 is a top view of the picture frame of FIG. 8,

FIG. 13 is a bottom view of the picture frame of FIG. 8, and,

FIG. 14 is perspective view of the picture frame of FIG. 8.

1 Claim, 14 Drawing Sheets



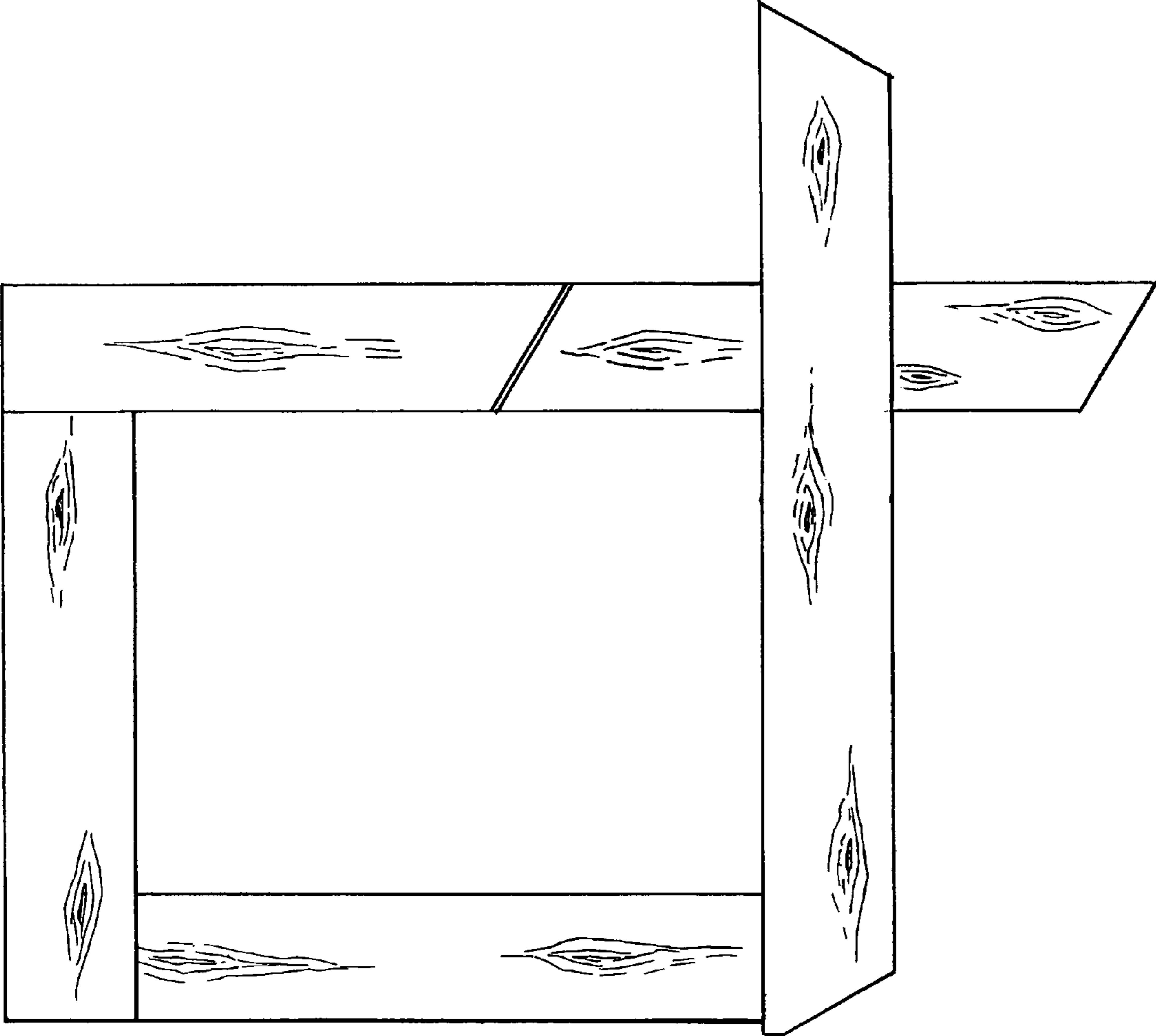


Figure 1

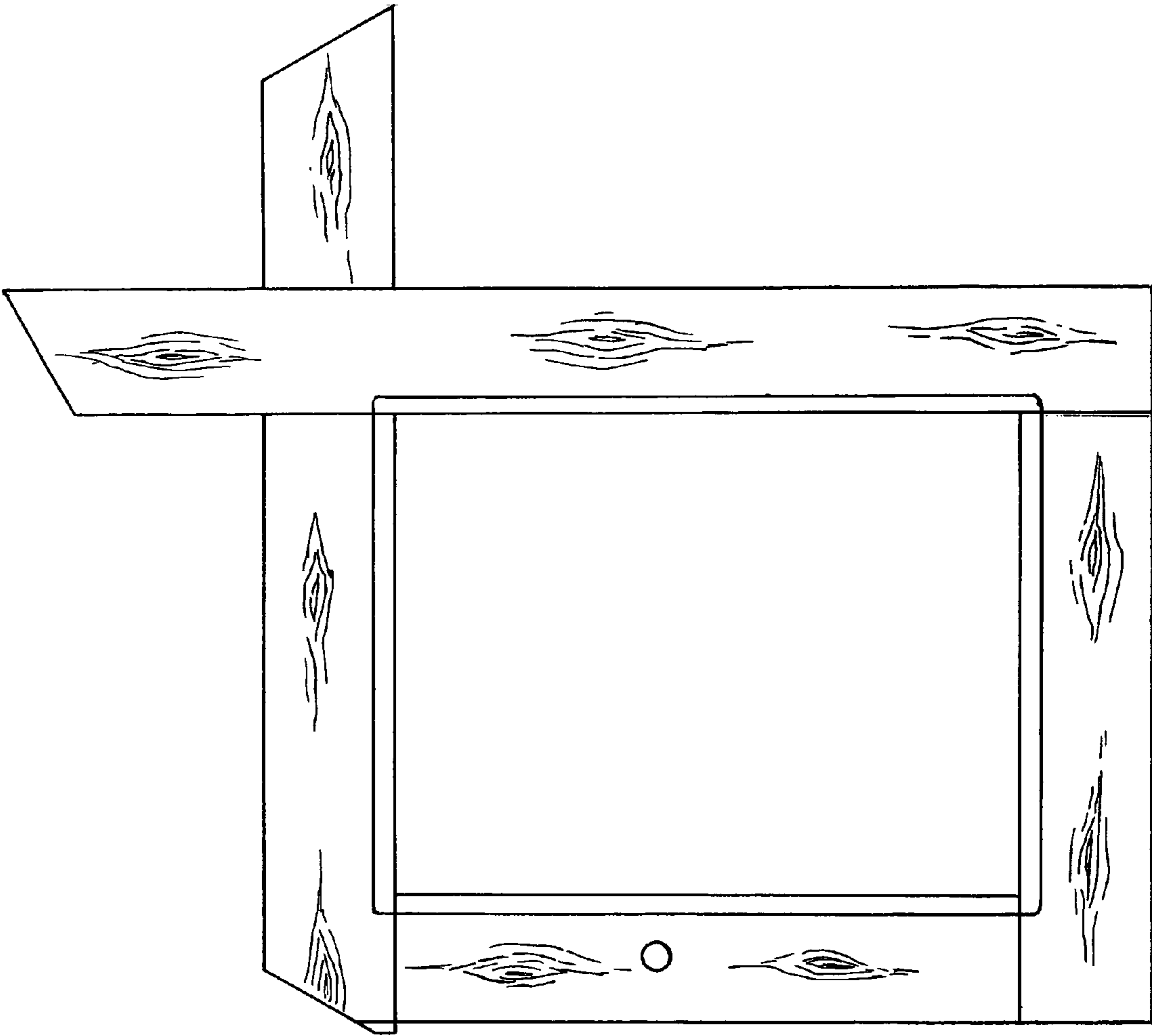


Figure 2



Figure 3



Figure 4



Figure 5



Figure 6




Figure 7

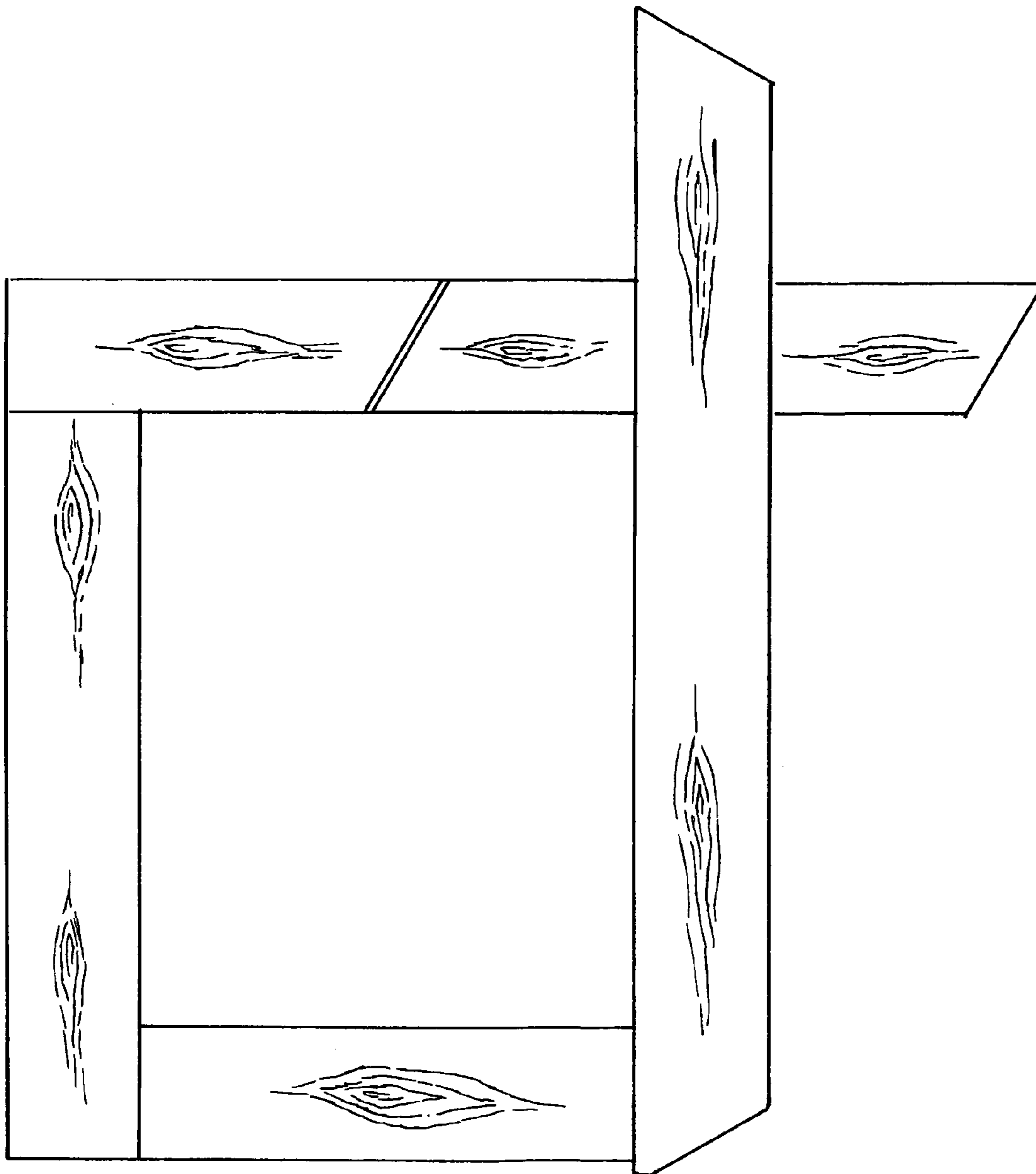


Figure 8

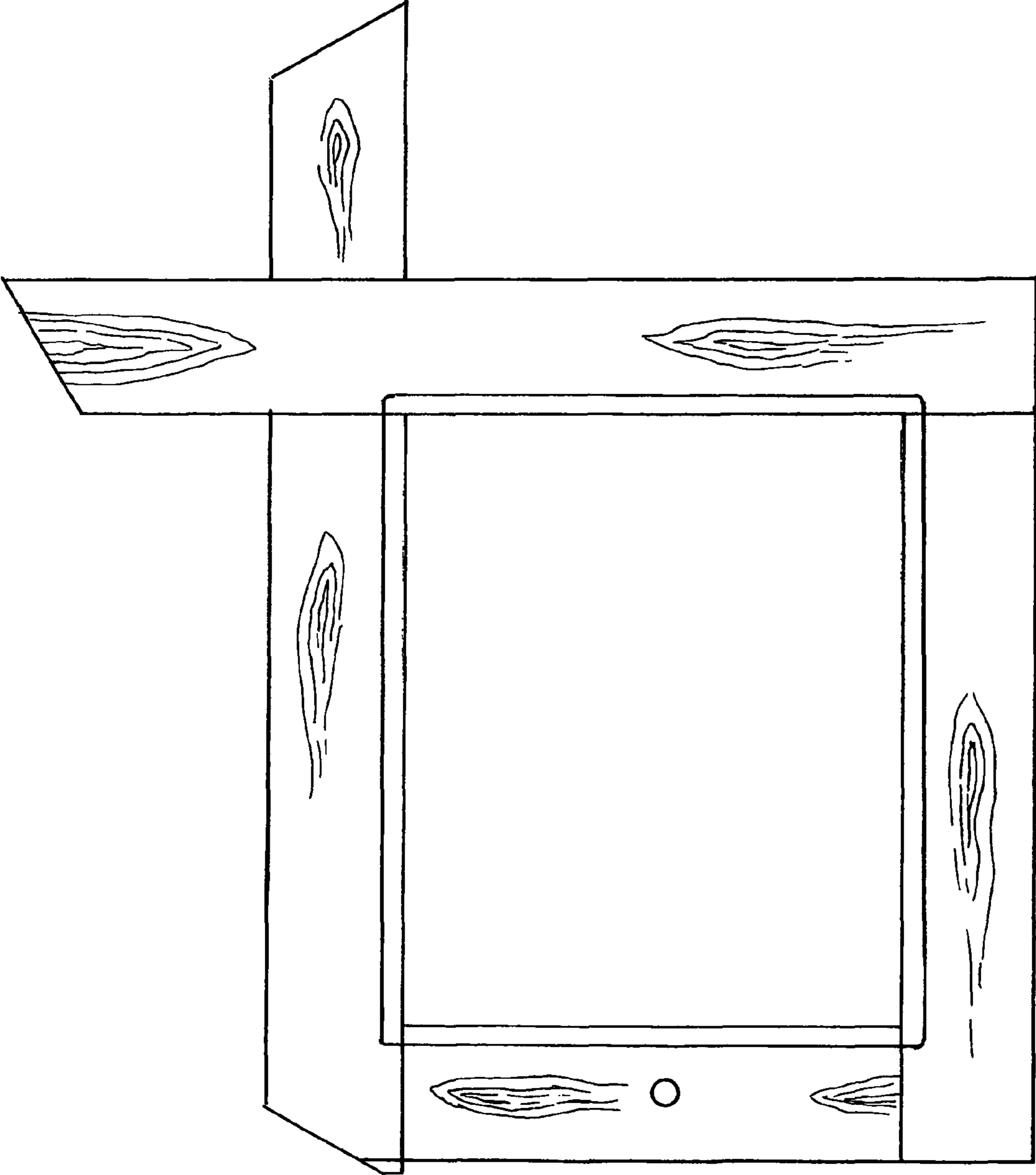


Figure 9



Figure 10



Figure 11



Figure 12




Figure 13

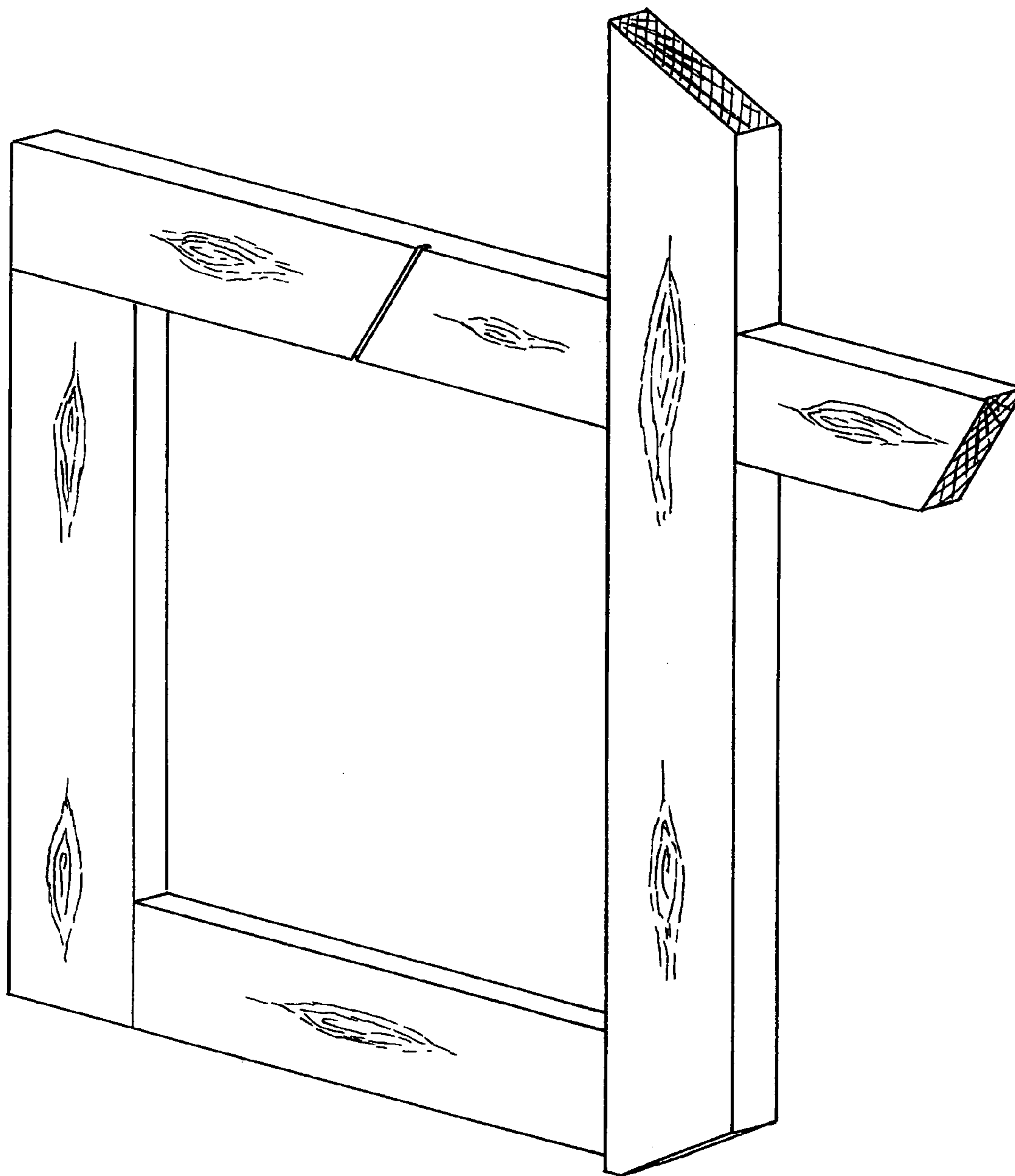


Figure 14