



US00D628800S

(12) **United States Design Patent**  
**Rees et al.**

(10) **Patent No.:** **US D628,800 S**  
(45) **Date of Patent:** **\*\* Dec. 14, 2010**

(54) **COLLAPSIBLE CRATE**

(75) Inventors: **Gary Rees**, Barnet (GB); **David John Emerson**, Berkshire (GB); **Kerry Ann Glenn**, Wimbledon (GB)

(73) Assignee: **The Not Box Co Ltd**, London (GB)

(\*\*) Term: **14 Years**

(21) Appl. No.: **29/335,651**

(22) Filed: **Apr. 17, 2009**

(30) **Foreign Application Priority Data**

Oct. 20, 2008 (EM) ..... 001025316-0001  
Oct. 20, 2008 (EM) ..... 001025316-0002

(51) **LOC (9) Cl.** ..... **03-01**

(52) **U.S. Cl.** ..... **D3/304; D3/313**

(58) **Field of Classification Search** ..... D3/242,  
D3/254, 257, 263, 273, 276, 277, 289, 301,  
D3/302, 304-314; D9/414, 418, 432, 434;  
62/372, 298, 457.2; 206/223, 278, 523; 220/500,  
220/509, 516, 592.2, 592.16, 602, 9.4; 190/106-110;  
383/6, 12, 17, 21  
See application file for complete search history.

(56) **References Cited**

**U.S. PATENT DOCUMENTS**

2,123,031 A \* 7/1938 Weiner ..... 220/592.16  
2,673,454 A \* 3/1954 Gallie et al. .... 62/298  
3,262,283 A \* 7/1966 Taylor ..... 62/372  
4,350,274 A 9/1982 Morgan  
D273,533 S 4/1984 Weinreb  
4,679,242 A \* 7/1987 Brockhaus ..... 383/4  
4,805,776 A \* 2/1989 Namgyal et al. .... 206/523  
D347,971 S 6/1994 Krugman  
D349,428 S 8/1994 Krugman  
5,421,172 A \* 6/1995 Jones ..... 62/457.5  
5,620,069 A 4/1997 Hurwitz  
D385,673 S 10/1997 Siler et al.  
5,896,962 A 4/1999 Smith et al.  
5,904,230 A 5/1999 Peterson

D428,697 S 8/2000 Nally  
6,247,328 B1 \* 6/2001 Mogil ..... 62/457.2  
D446,936 S 8/2001 Sanderson et al.  
D446,937 S 8/2001 Mogil  
D452,075 S 12/2001 Mogil  
6,582,124 B2 \* 6/2003 Mogil ..... 383/110  
6,821,019 B2 \* 11/2004 Mogil ..... 383/110  
D504,566 S \* 5/2005 Guy ..... D3/277

(Continued)

*Primary Examiner*—Robert M Spear  
*Assistant Examiner*—Rashida C McCoy  
(74) *Attorney, Agent, or Firm*—Kenyon & Kenyon LLP

(57) **CLAIM**

The ornamental design for a collapsible crate, as shown and described.

**DESCRIPTION**

FIG. 1 is a perspective view of a collapsible crate showing my new design with the inserts removed from the crate for clarity of disclosure;

FIG. 2 is a front view thereof;

FIG. 3 is a back view thereof;

FIG. 4 is a top view thereof;

FIG. 5 is a bottom view thereof;

FIG. 6 is a left-side view thereof;

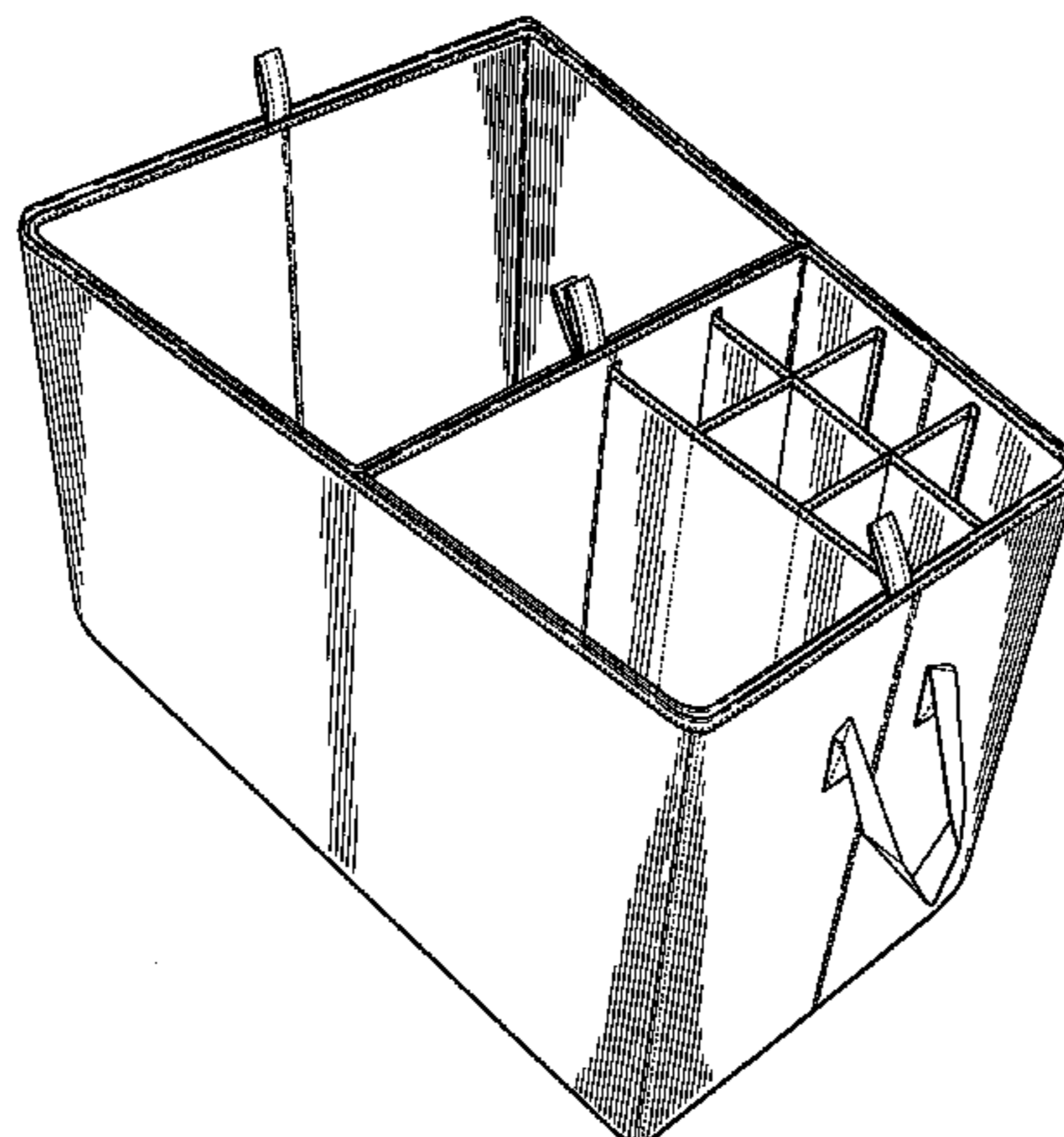
FIG. 7 is a right-side view thereof;

FIG. 8 is a perspective view of a collapsible crate with the inserts installed; and,

FIG. 9 is a top view thereof.

The dash-dot-dash lines shown on the bottom of the crate represent fold lines and the short broken lines on the surface of the crate represent stitching forming part of the claimed design.

**1 Claim, 6 Drawing Sheets**



# US D628,800 S

Page 2

---

## U.S. PATENT DOCUMENTS

D506,645 S *	6/2005	Bellofatto et al. ....	D7/607	7,147,125 B1 *	12/2006	Slovak et al. ....	220/592.2
D516,870 S *	3/2006	Martinez et al. ....	D7/607	7,201,286 B2	4/2007	Wang	
7,040,115 B1 *	5/2006	Lopez et al. ....	62/457.2	D563,105 S	3/2008	Rothschild	
7,044,277 B2	5/2006	Redzisz		7,415,794 B1 *	8/2008	Thompson .....	43/54.1
7,080,653 B2	7/2006	Zheng		D582,676 S	12/2008	Rothschild	
7,143,932 B2	12/2006	Wang		2006/0065500 A1	3/2006	Herrig	

\* cited by examiner

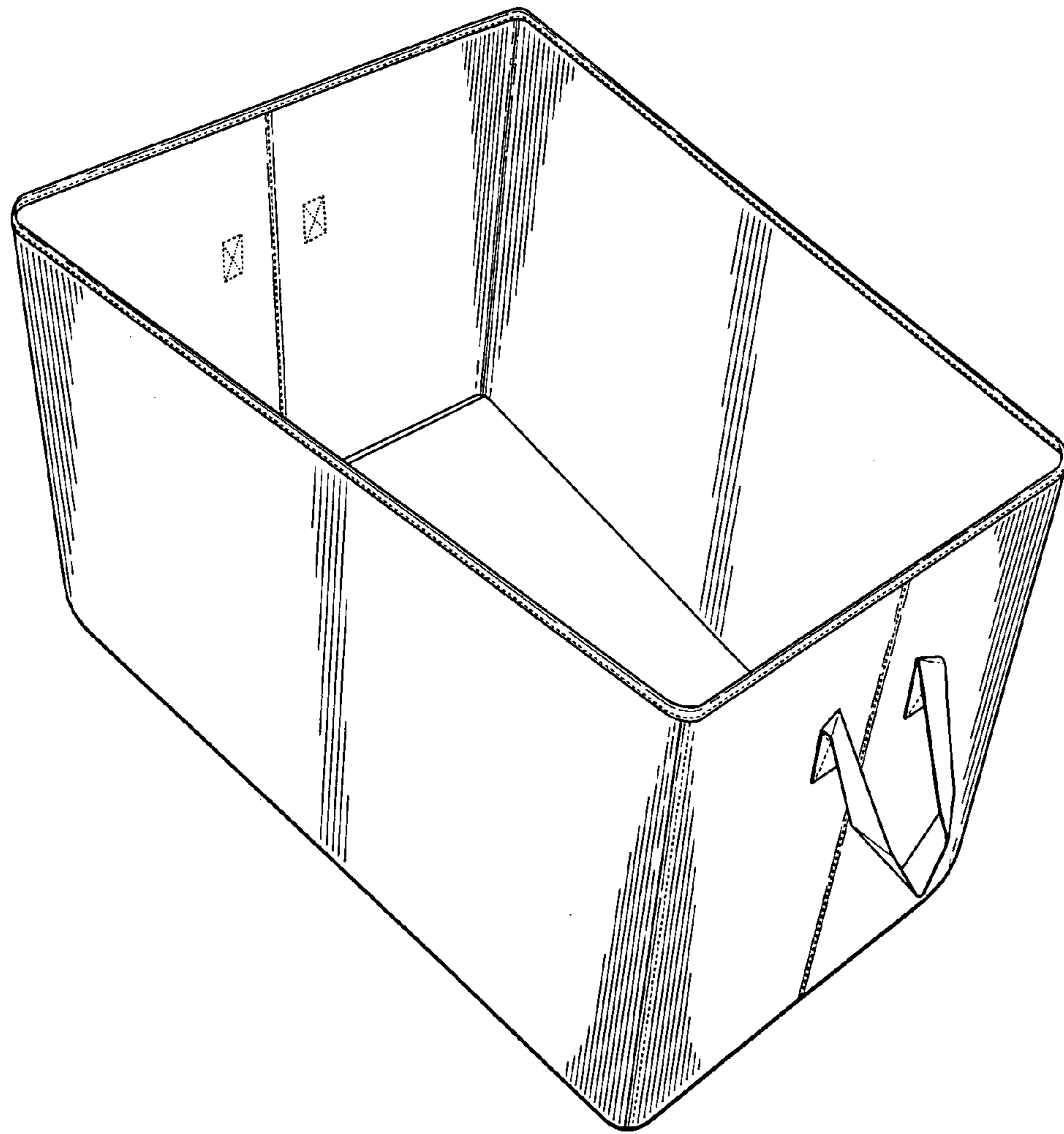


FIG. 1

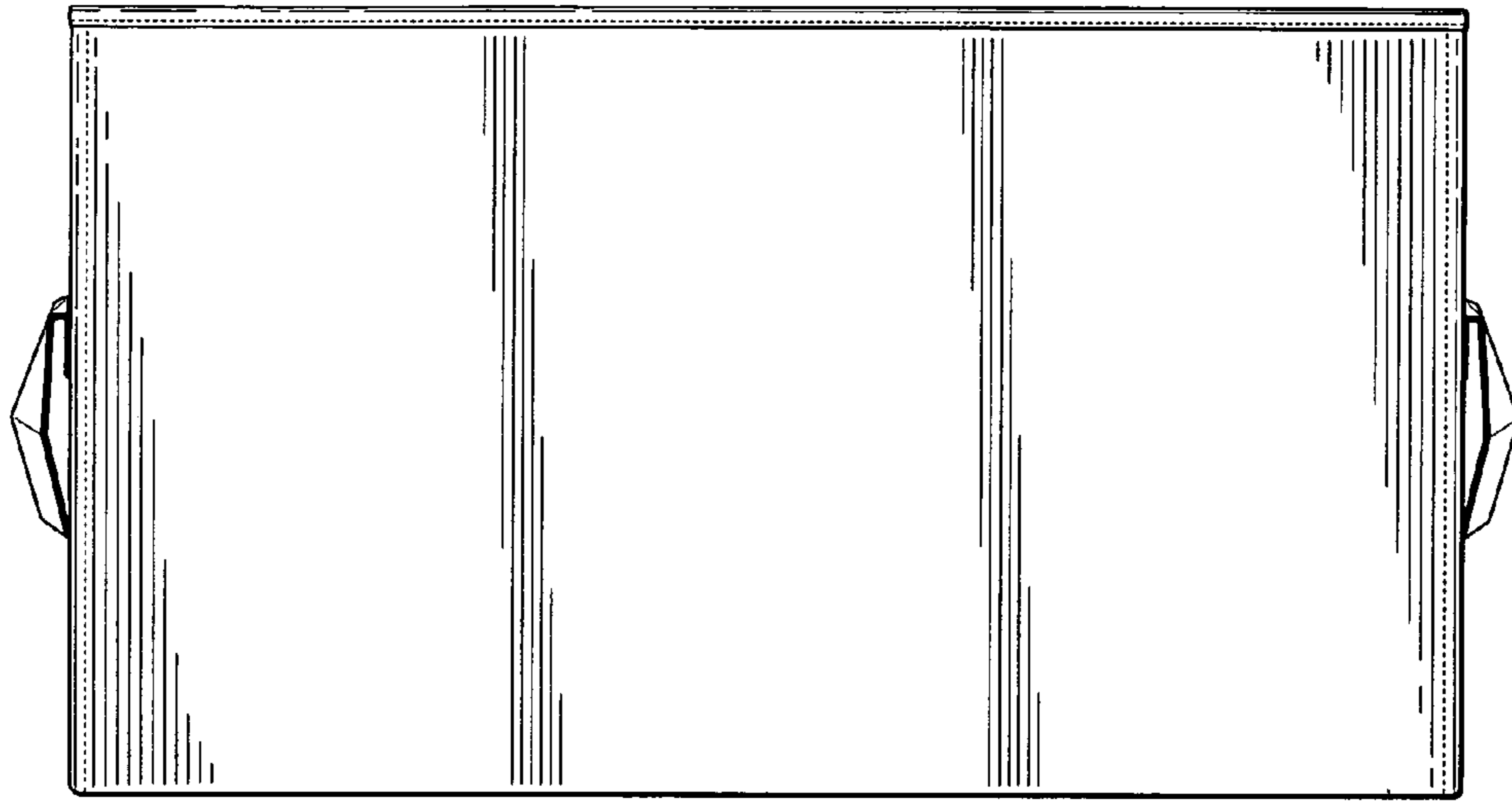


FIG. 2

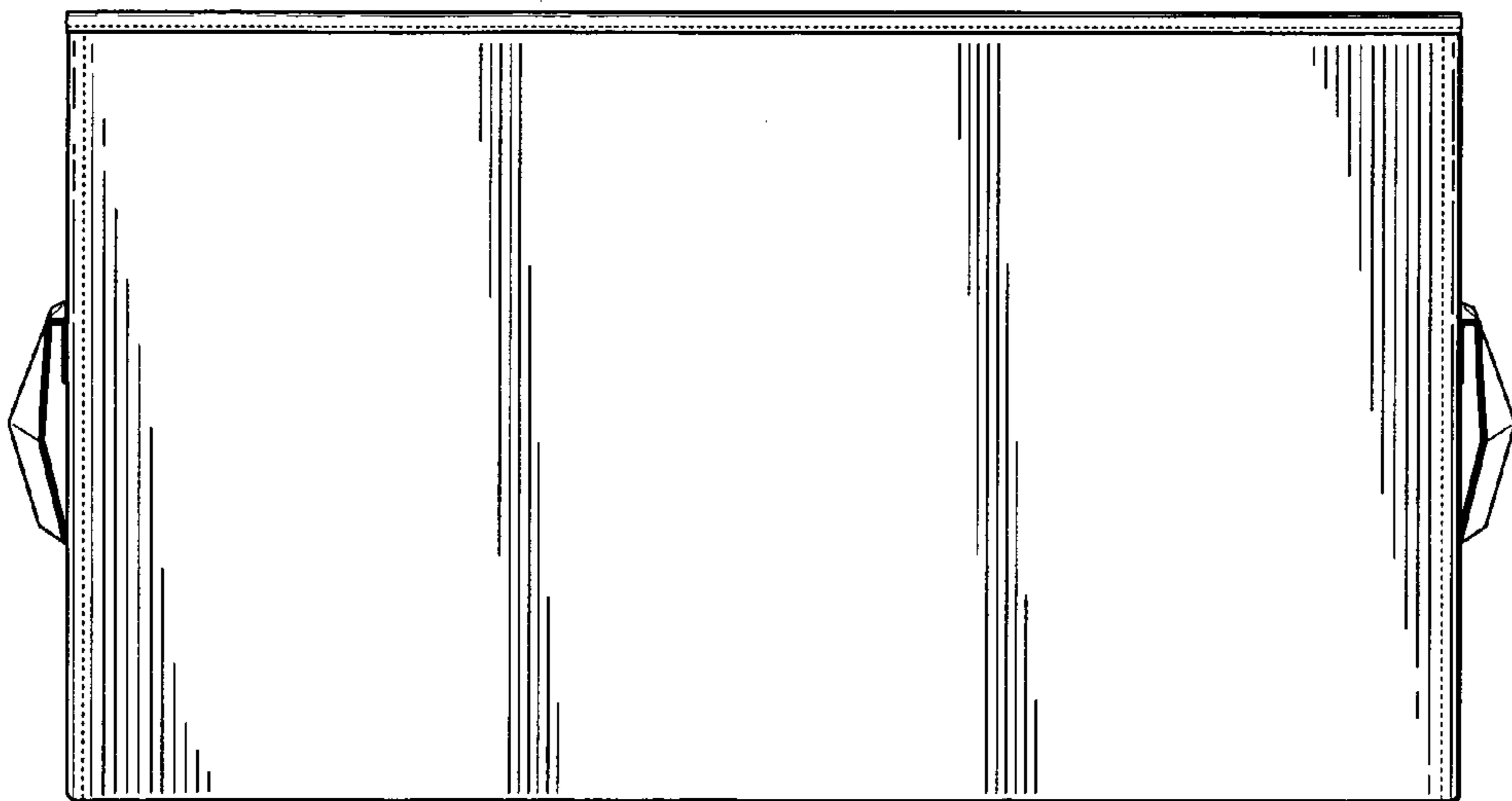


FIG. 3

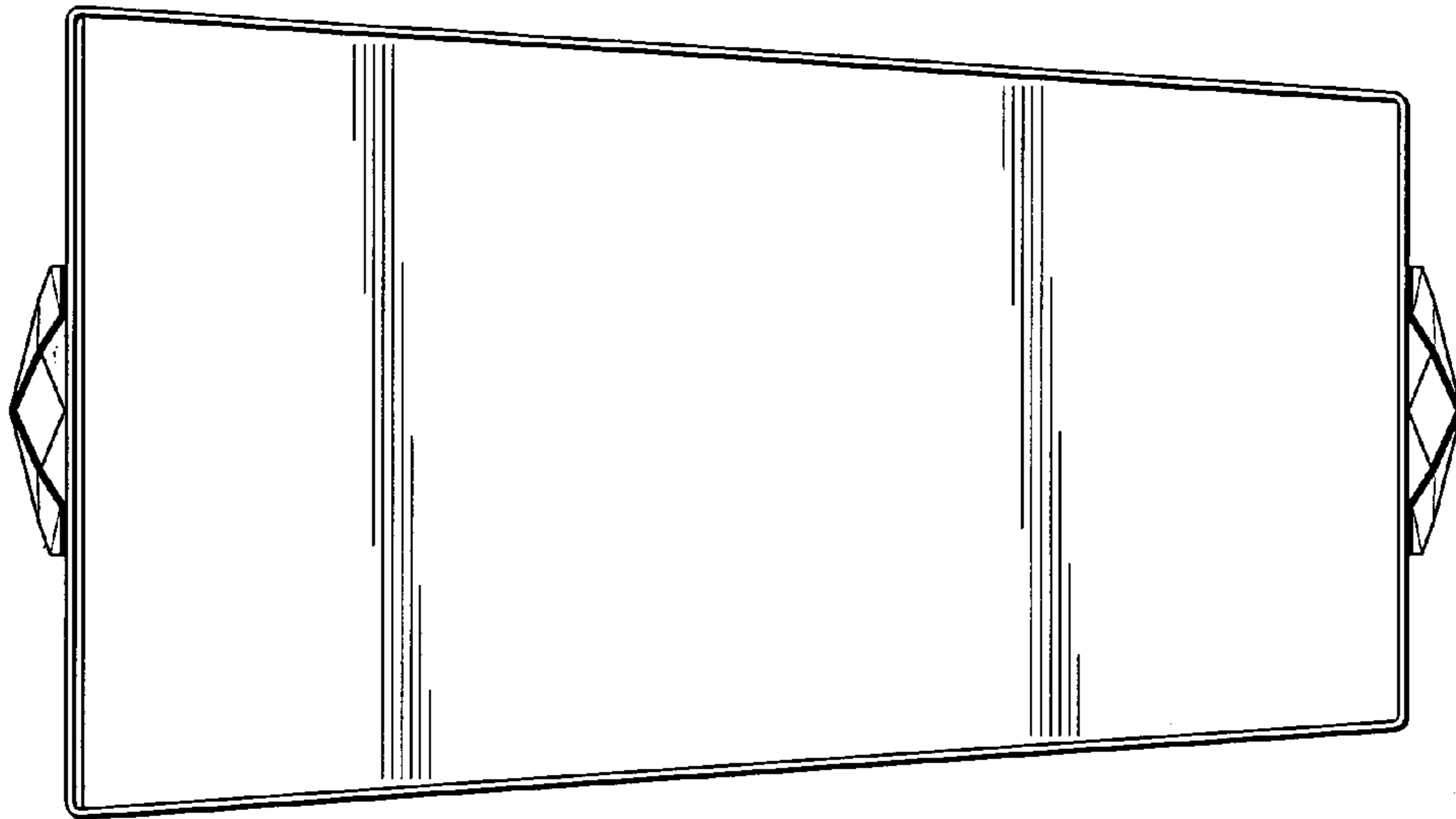


FIG. 4

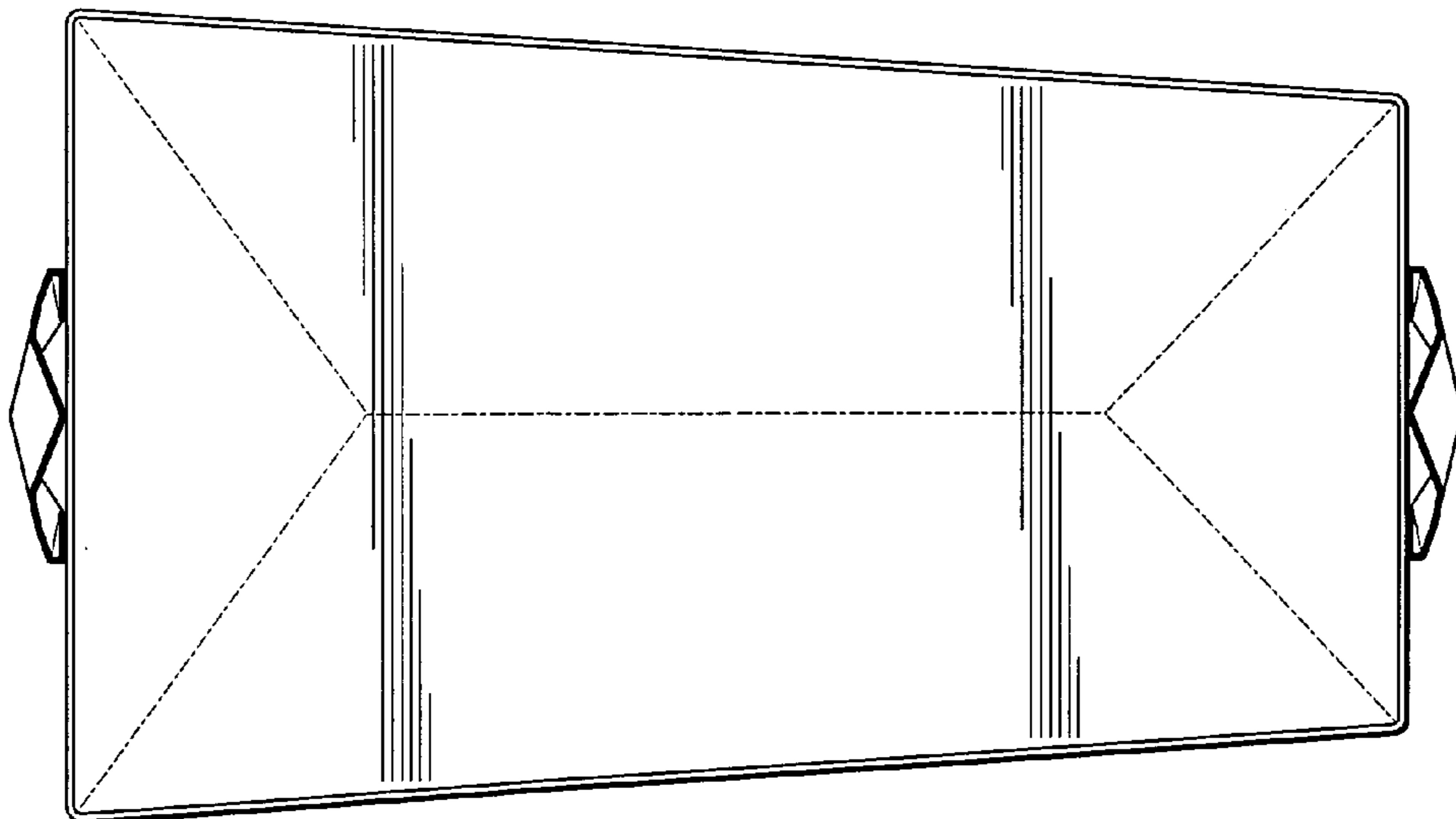
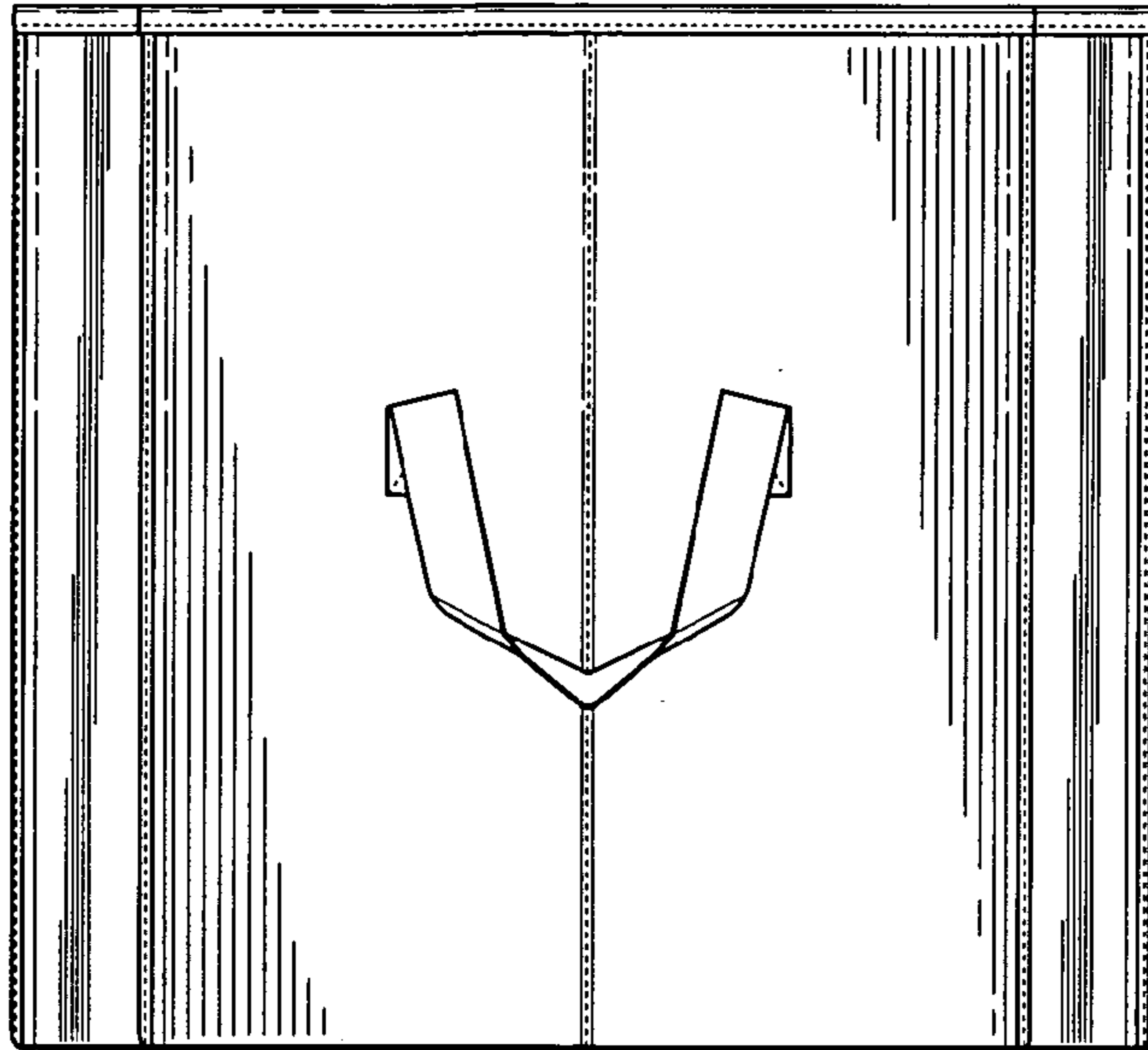
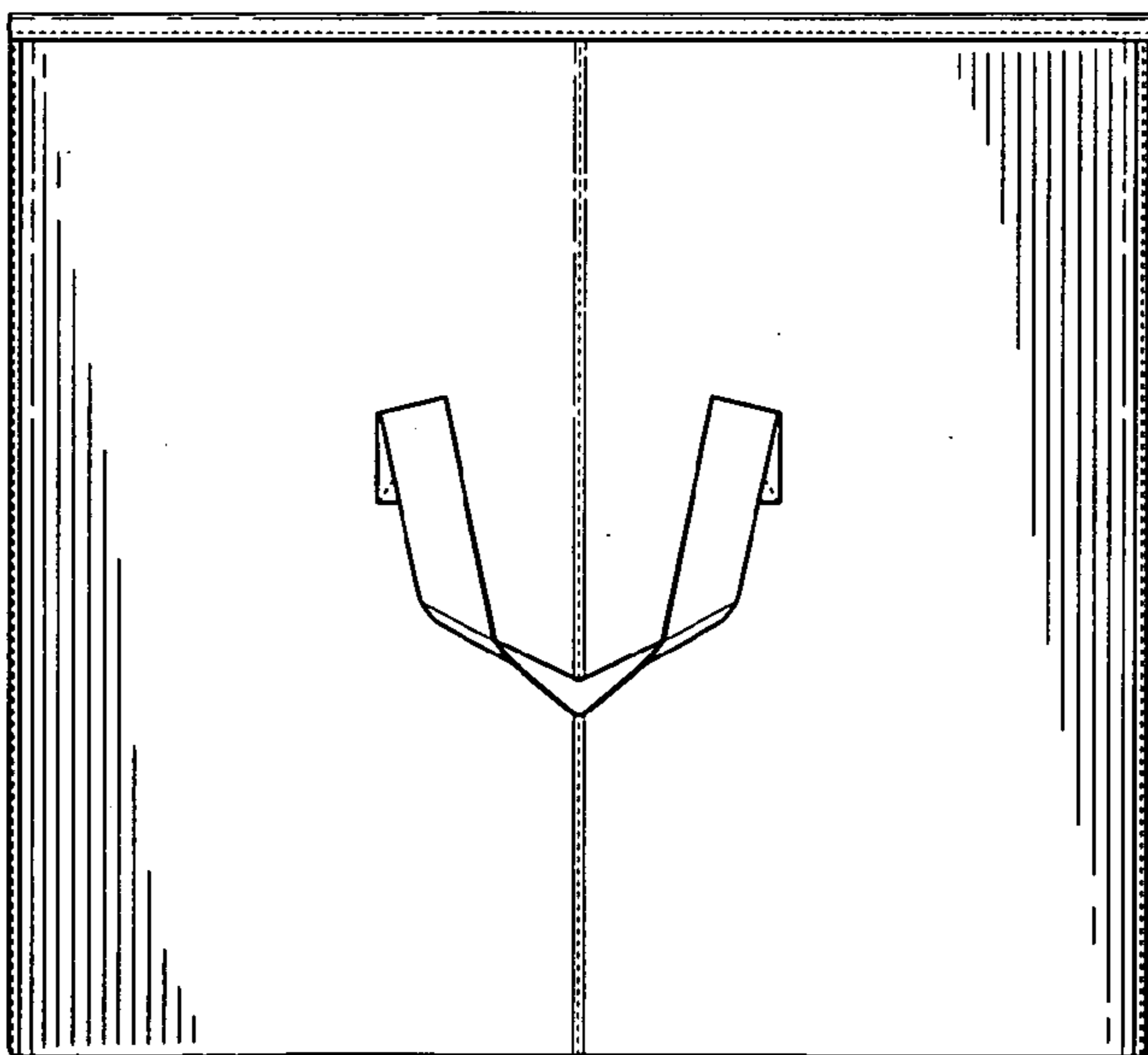


FIG. 5



*FIG. 6*



*FIG. 7*



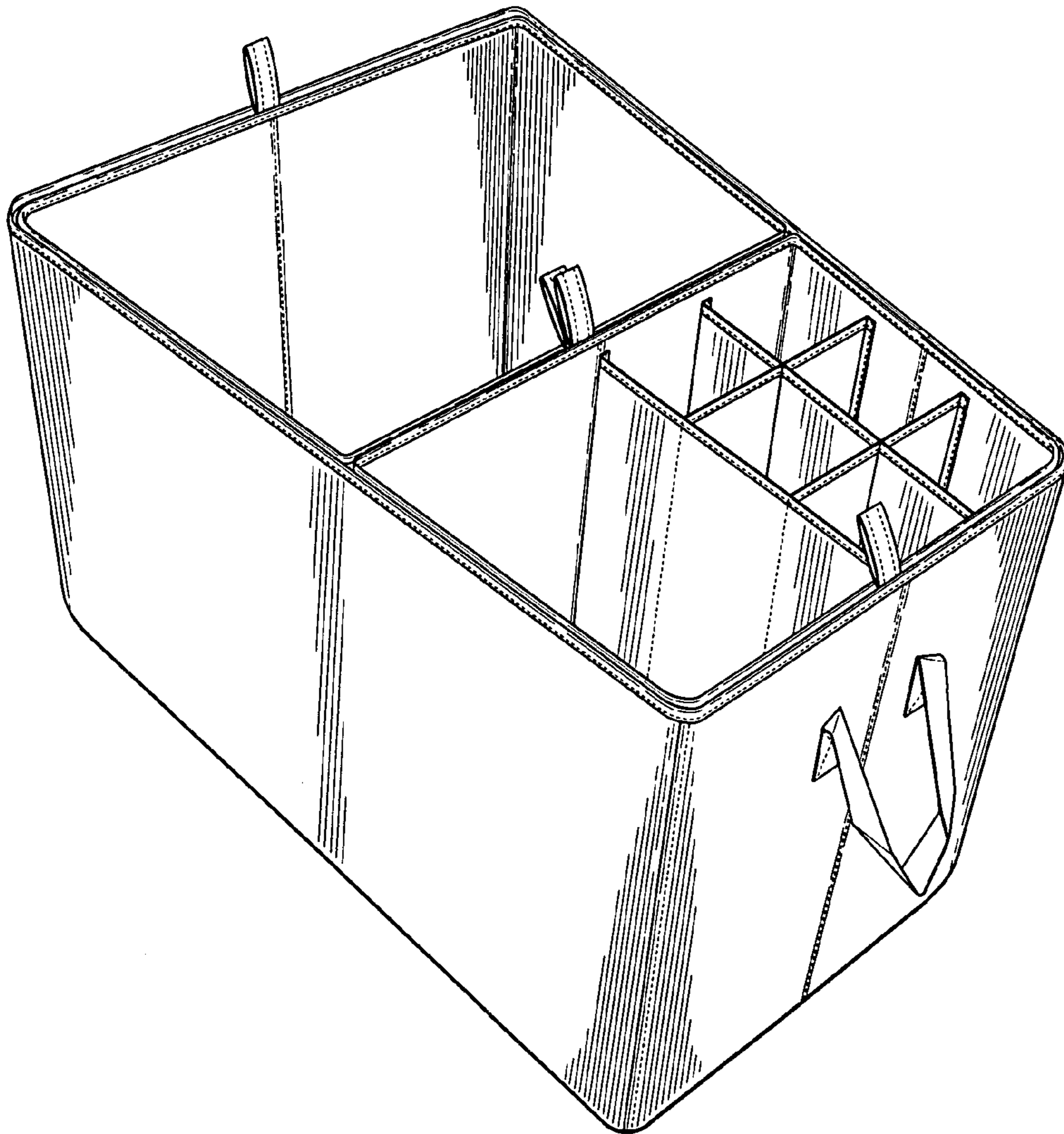


FIG. 8

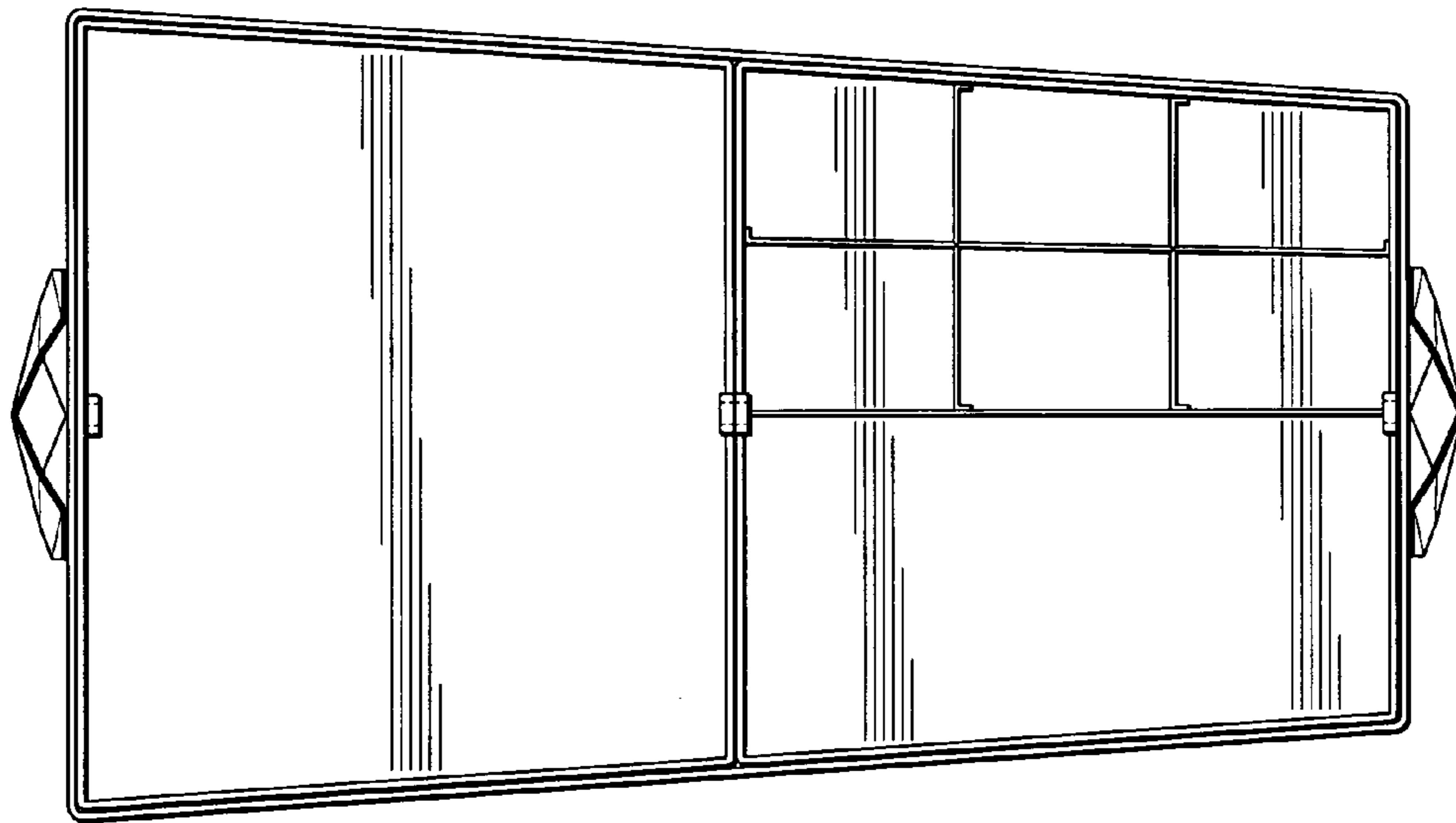


FIG. 9