



US00D628793S

(12) **United States Design Patent**
Furlough

(10) **Patent No.:** **US D628,793 S**

(45) **Date of Patent:** **** Dec. 14, 2010**

(54) **CONCEALED BOTTLE HOLDER**

(76) Inventor: **Adam B. Furlough**, 3005 Manor Rd.,
Charlotte, NC (US) 28209

(**) Term: **14 Years**

(21) Appl. No.: **29/361,230**

(22) Filed: **May 7, 2010**

(51) **LOC (9) Cl.** **03-01**

(52) **U.S. Cl.** **D3/229**

(58) **Field of Classification Search** D3/229,
D3/215, 221, 224, 226, 228; 224/219, 222–223,
224/250, 267, 269, 148.1–148.6, 664, 674,
224/677, 682; 206/139, 150; 248/316.1,
248/313, 230.1

See application file for complete search history.

(56) **References Cited**

U.S. PATENT DOCUMENTS

D258,246 S 2/1981 Kravchenko
D273,344 S 4/1984 Lee
D340,582 S * 10/1993 Pressentin D3/229
6,241,575 B1 6/2001 Shailer
6,325,260 B1 12/2001 Gorham

D601,794 S * 10/2009 Jarvio D3/229
D621,608 S * 8/2010 Phillips D3/229

* cited by examiner

Primary Examiner—Catherine R Oliver

(74) *Attorney, Agent, or Firm*—Carter, Schnedler &
Warnock, P.A.

(57) **CLAIM**

The ornamental design for a concealed bottle holder, as
shown and described.

DESCRIPTION

FIG. 1 is a top perspective view of the concealed bottle holder
showing my new design;

FIG. 2 is a side elevation view thereof;

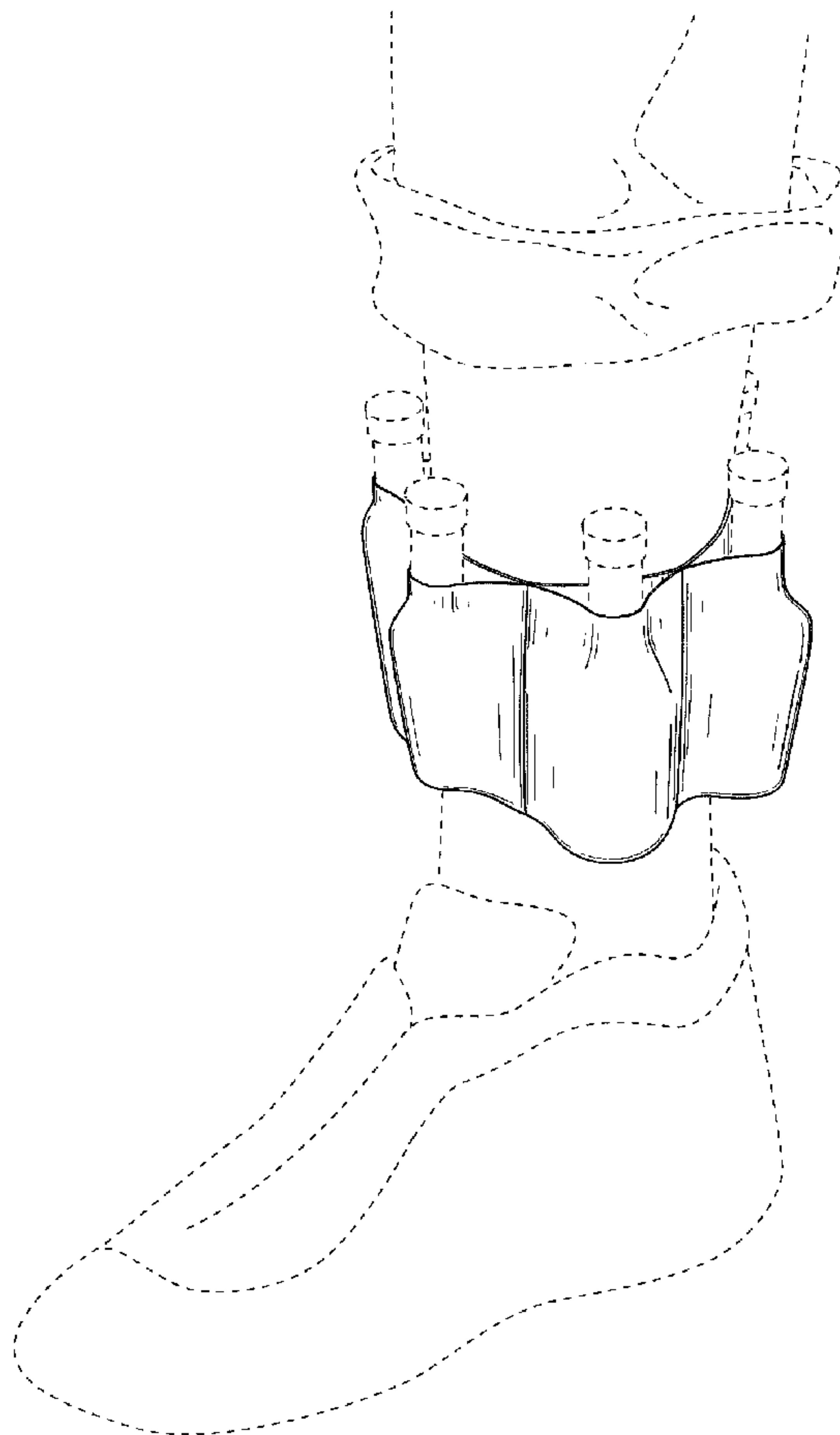
FIG. 3 is another side elevation view thereof;

FIG. 4 is a top plan view thereof;

FIG. 5 is a bottom plan view thereof; and,

FIG. 6 is a perspective view of the concealed bottle holder
shown in use, with the broken line showing of environment
being for illustrative purposes only and forming no part of the
claimed design.

1 Claim, 6 Drawing Sheets



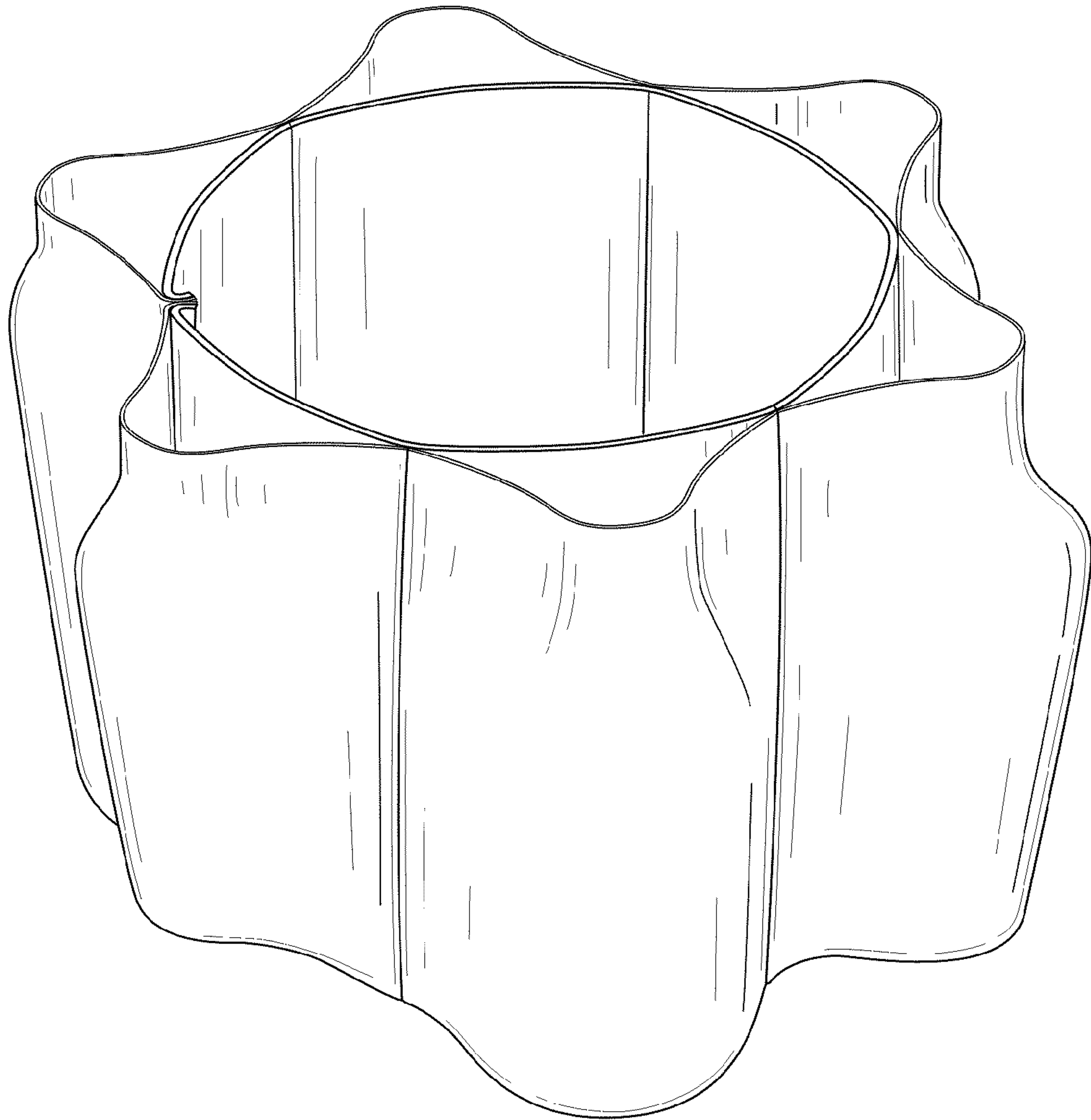


FIG. 1




FIG. 2




FIG. 3

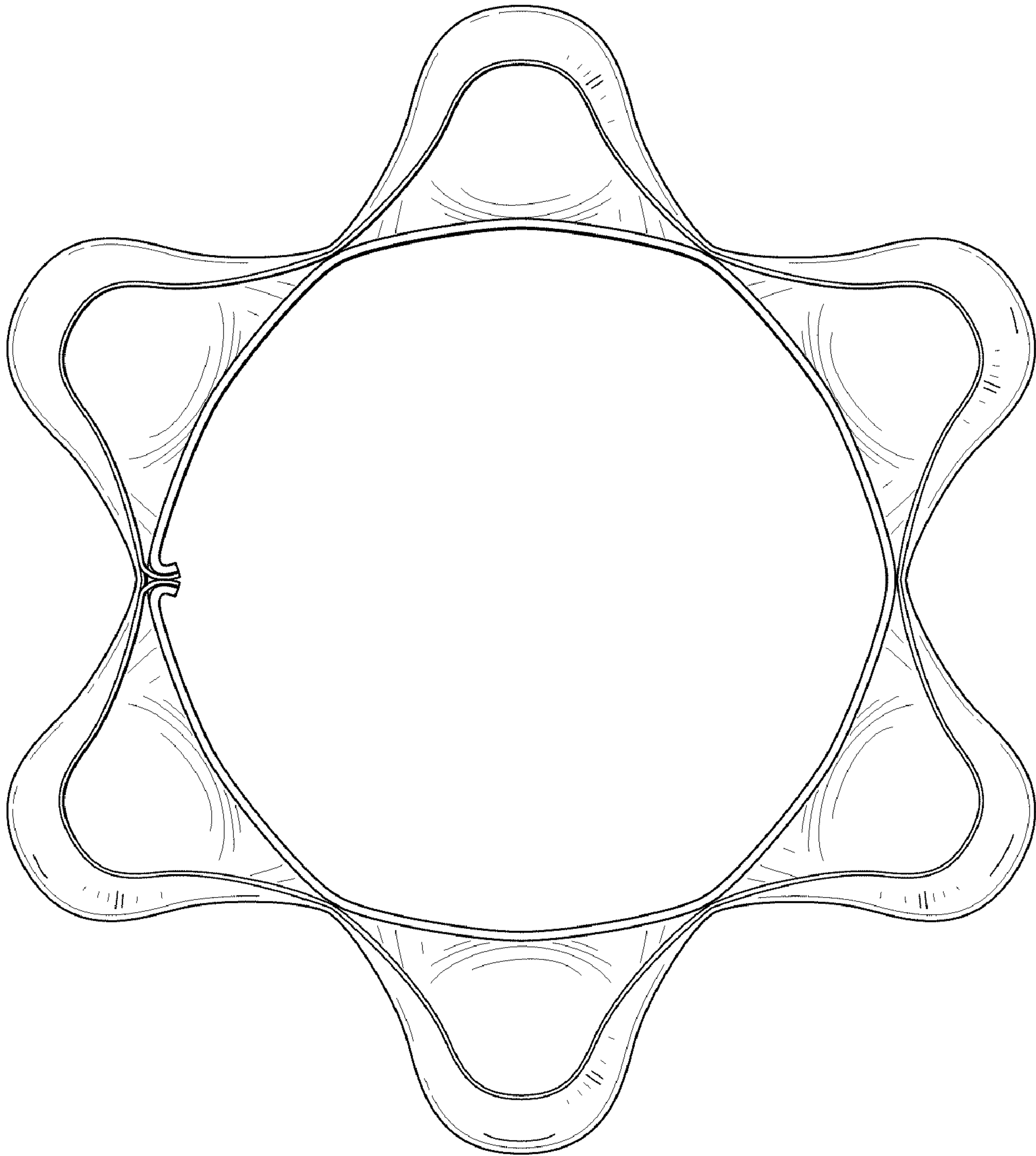


FIG. 4

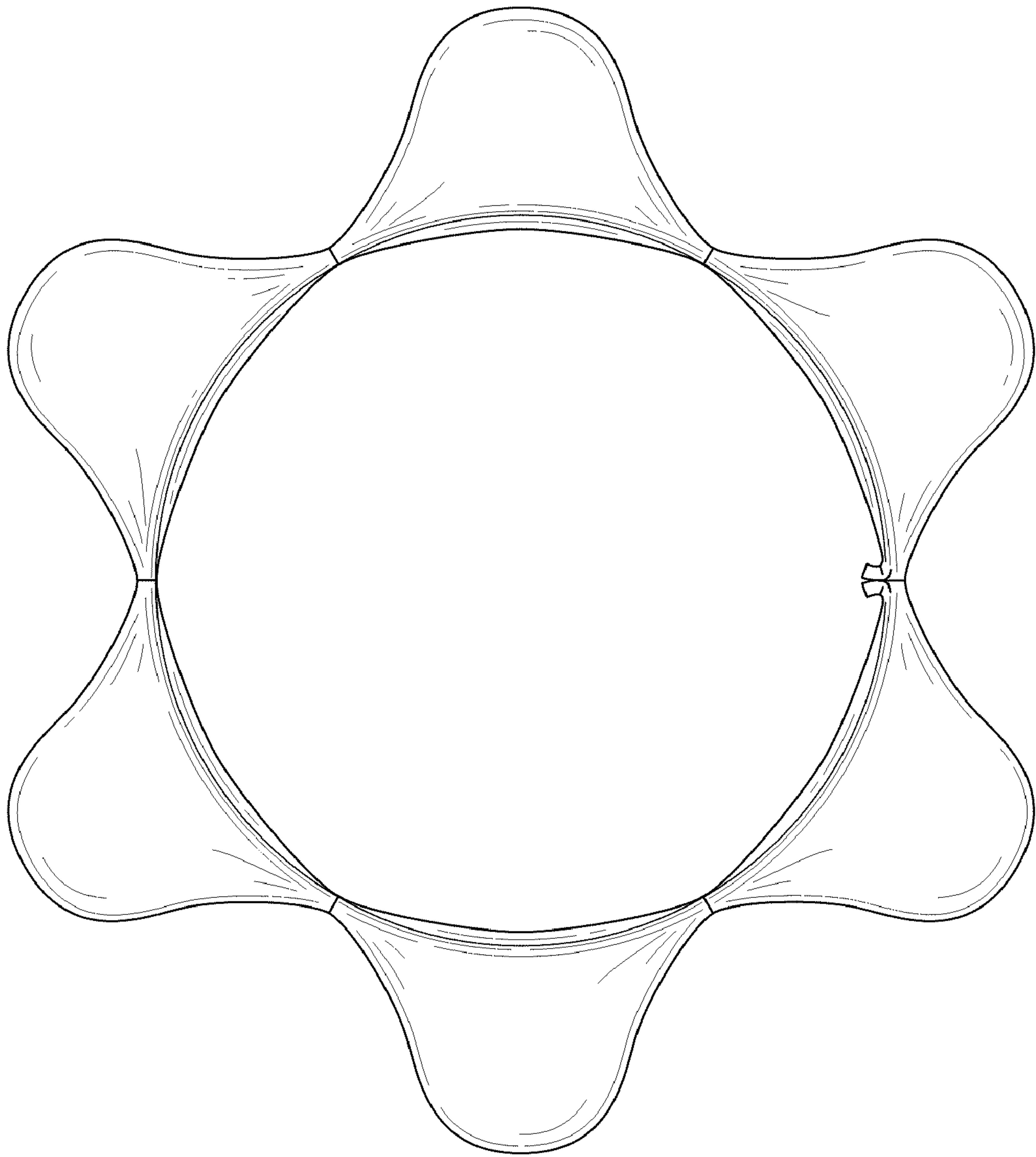


FIG. 5

FIG. 6

