



US00D628789S

(12) **United States Design Patent**  
**Guers-Neyraud**

(10) **Patent No.:** **US D628,789 S**

(45) **Date of Patent:** **\*\* Dec. 14, 2010**

(54) **FOOTWEAR**

(75) Inventor: **Elisabeth Guers-Neyraud**, Paris (FR)

(73) Assignee: **J. Choo Limited**, London (GB)

(\*\*) Term: **14 Years**

(21) Appl. No.: **29/348,035**

(22) Filed: **Nov. 19, 2009**

(30) **Foreign Application Priority Data**

May 20, 2009 (EM) ..... 001141709-0002

(51) **LOC (9) Cl.** ..... **02-99**

(52) **U.S. Cl.** ..... **D2/971; D2/929; D2/930;**  
D2/933

(58) **Field of Classification Search** ..... D2/896,  
D2/916-918, 925-942, 946, 969, 971; 36/1,  
36/83, 8.3, 11.5, 45-58, 104, 108, 76 R  
See application file for complete search history.

(56) **References Cited**

U.S. PATENT DOCUMENTS

D92,064 S *	4/1934	De Liso	.....	D2/934
D92,505 S *	6/1934	Troy	.....	D2/931
D93,408 S	9/1934	Kean		
D95,890 S *	6/1935	Benjamin	.....	D2/935
D96,024 S *	6/1935	De Liso	.....	D2/933
D96,084 S *	7/1935	Audino	.....	D2/933
D96,693 S *	8/1935	Phifer	.....	D2/933
D96,987 S *	9/1935	Kean	.....	D2/933

D101,295 S *	9/1936	Tupper	.....	D2/933
D558,968 S	1/2008	Guers-Neyrud		
D558,970 S	1/2008	Guers-Neyrud		
D579,187 S	10/2008	Guers-Neyraud		
D585,188 S	1/2009	Choi		
D592,384 S	5/2009	Choi		
D601,789 S *	10/2009	Wilkinson	.....	D2/971
D605,382 S	12/2009	Lawler		

\* cited by examiner

*Primary Examiner*—Dominic Simone

(74) *Attorney, Agent, or Firm*—Fross Zelnick Lehrman & Zissu, P.C.; Lawrence E. Apolzon, Esq.

(57) **CLAIM**

The ornamental design for footwear, as shown and described.

**DESCRIPTION**

FIG. 1 is a front perspective view of a shoe showing my footwear design;

FIG. 2 is a left side view of the footwear shown in FIG. 1;

FIG. 3 is a right side view of the footwear shown in FIG. 1;

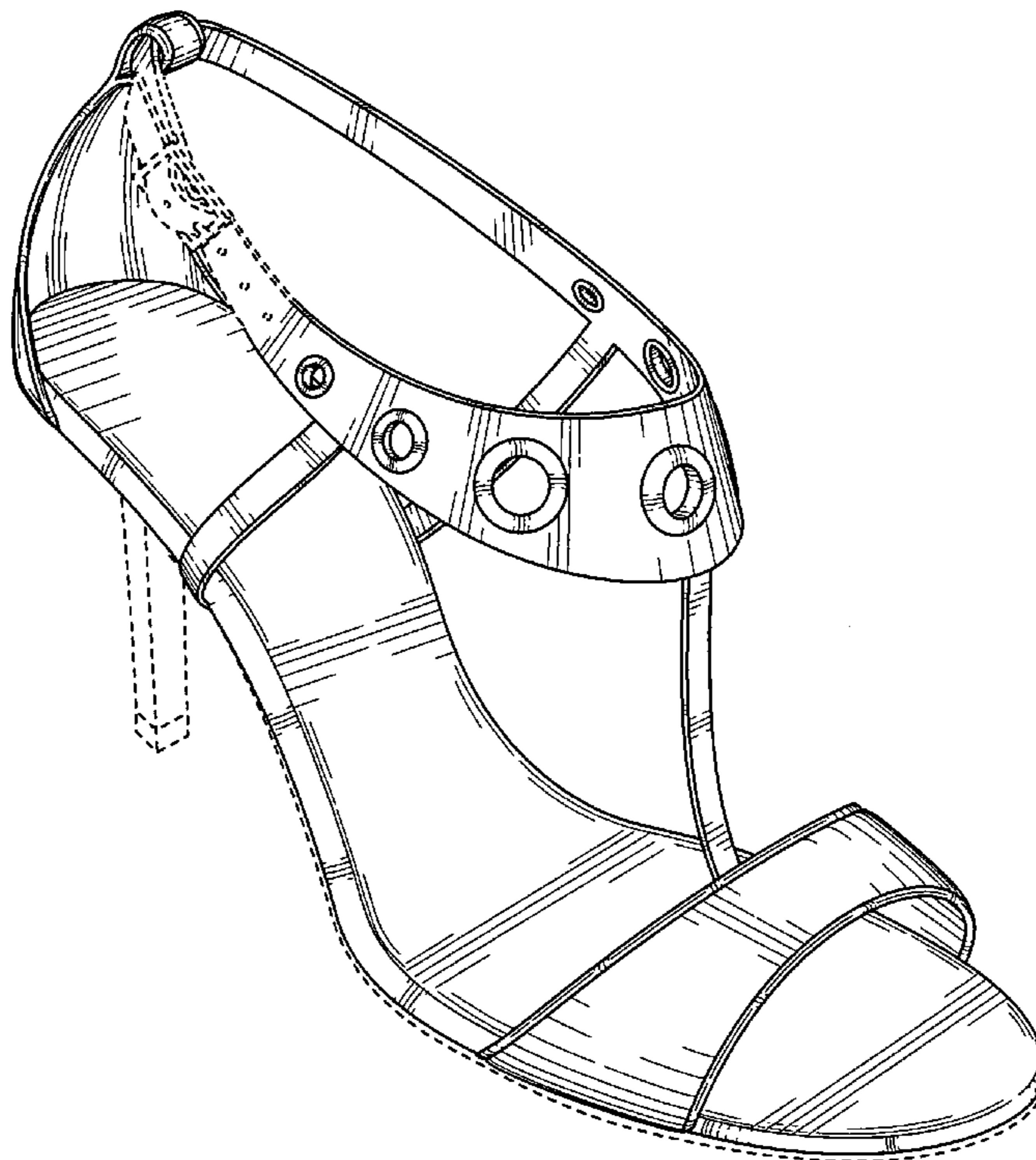
FIG. 4 is a front view of the footwear shown in FIG. 1;

FIG. 5 is a rear view of the footwear shown in FIG. 1; and,

FIG. 6 is a top view of the footwear shown in FIG. 1.

The broken line showing of the sole, heel, heel cap, heel cup, portions of the straps, buckle rims, buckle straps, and buckle holes, is for illustrative purposes only and forms no part of the claimed design.

**1 Claim, 6 Drawing Sheets**



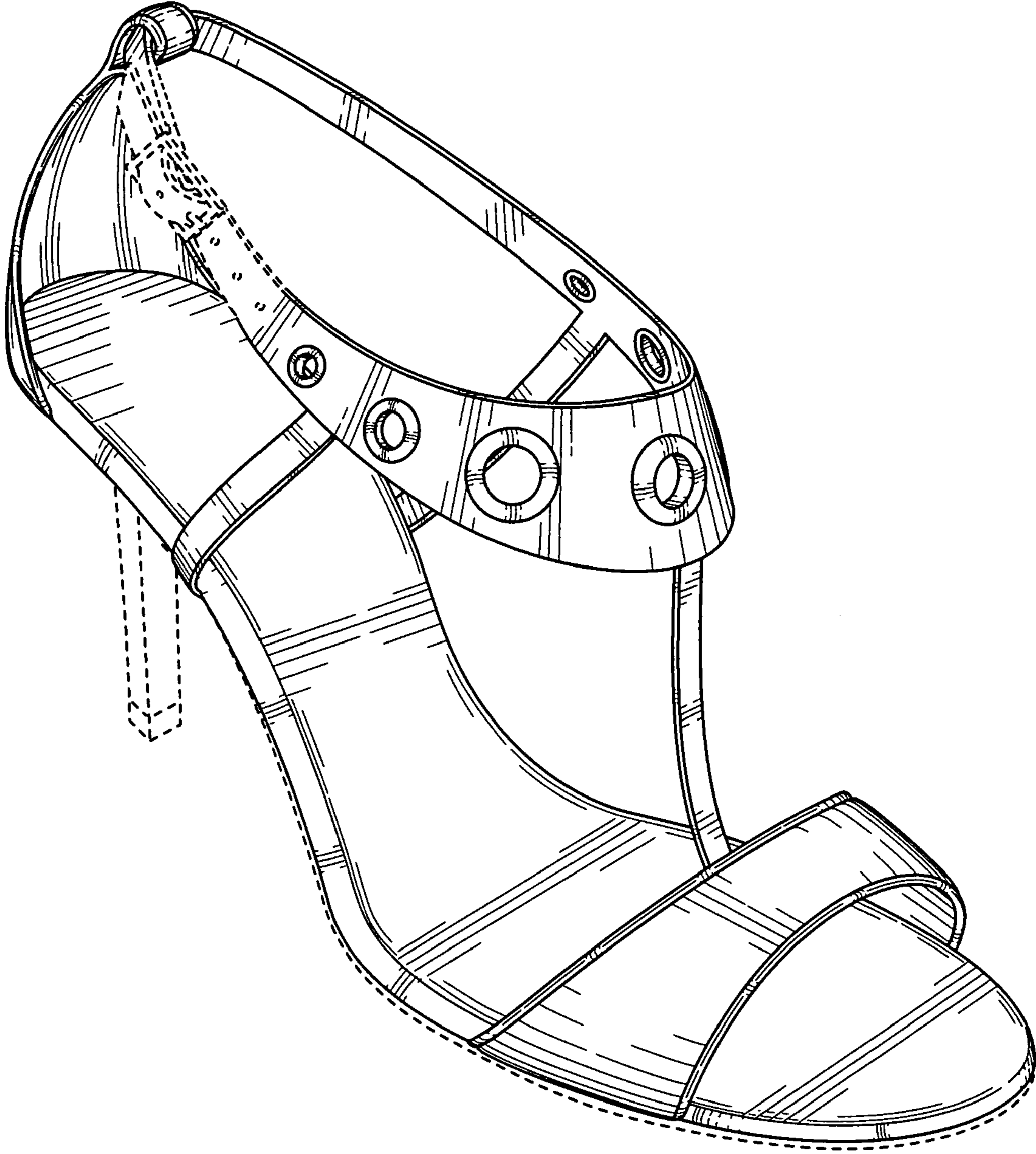


FIG. 1

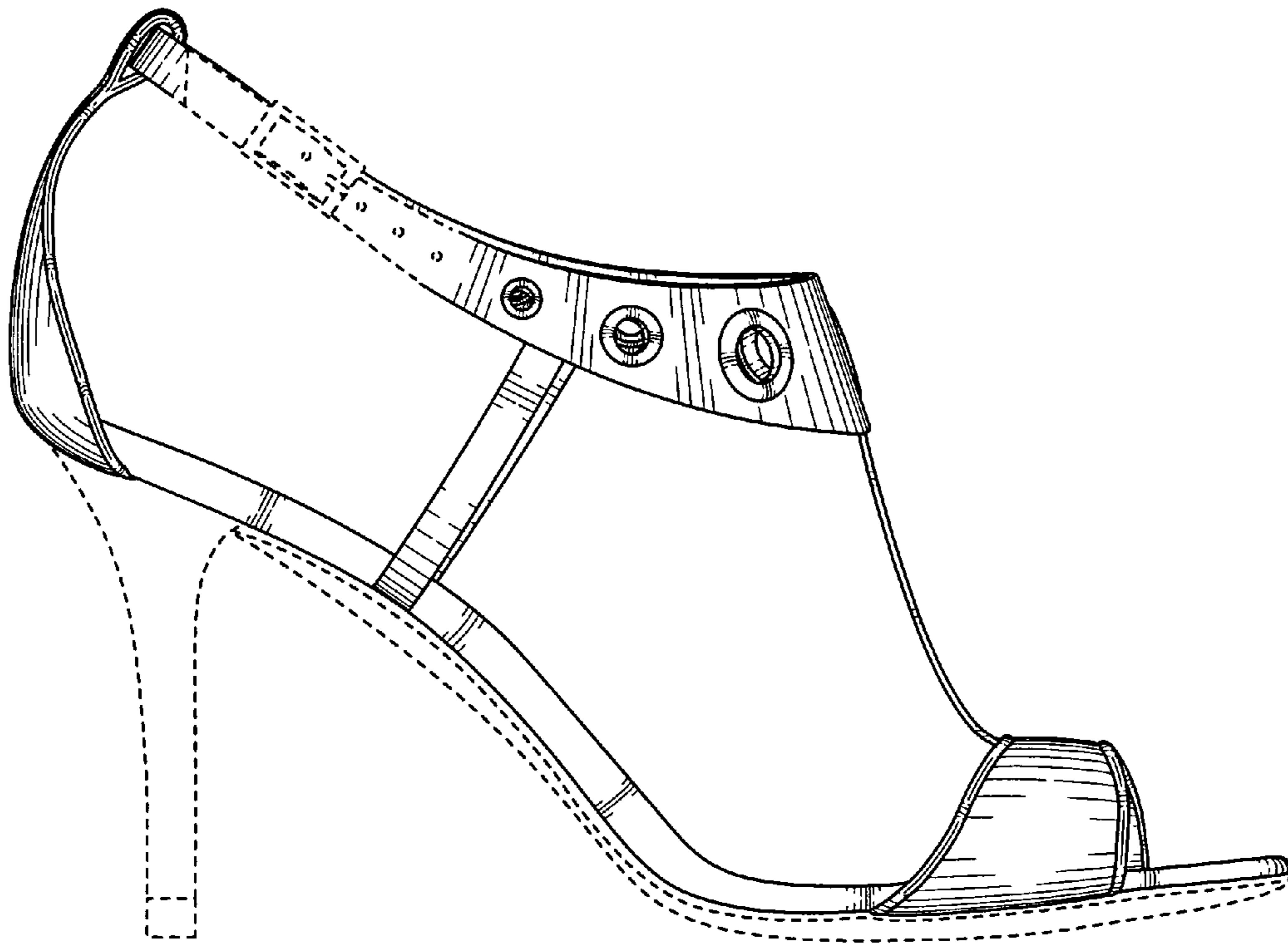


FIG. 2

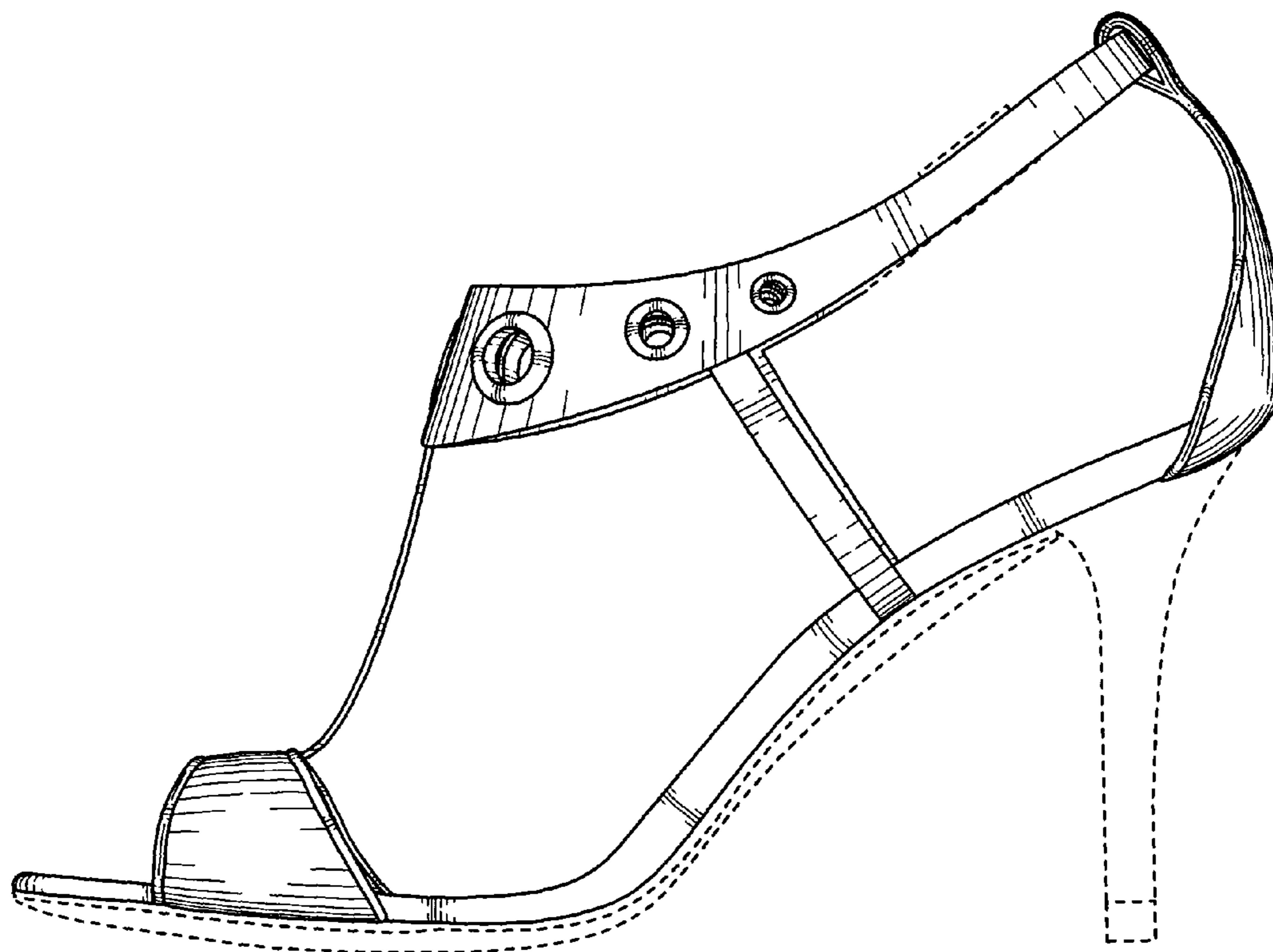


FIG. 3

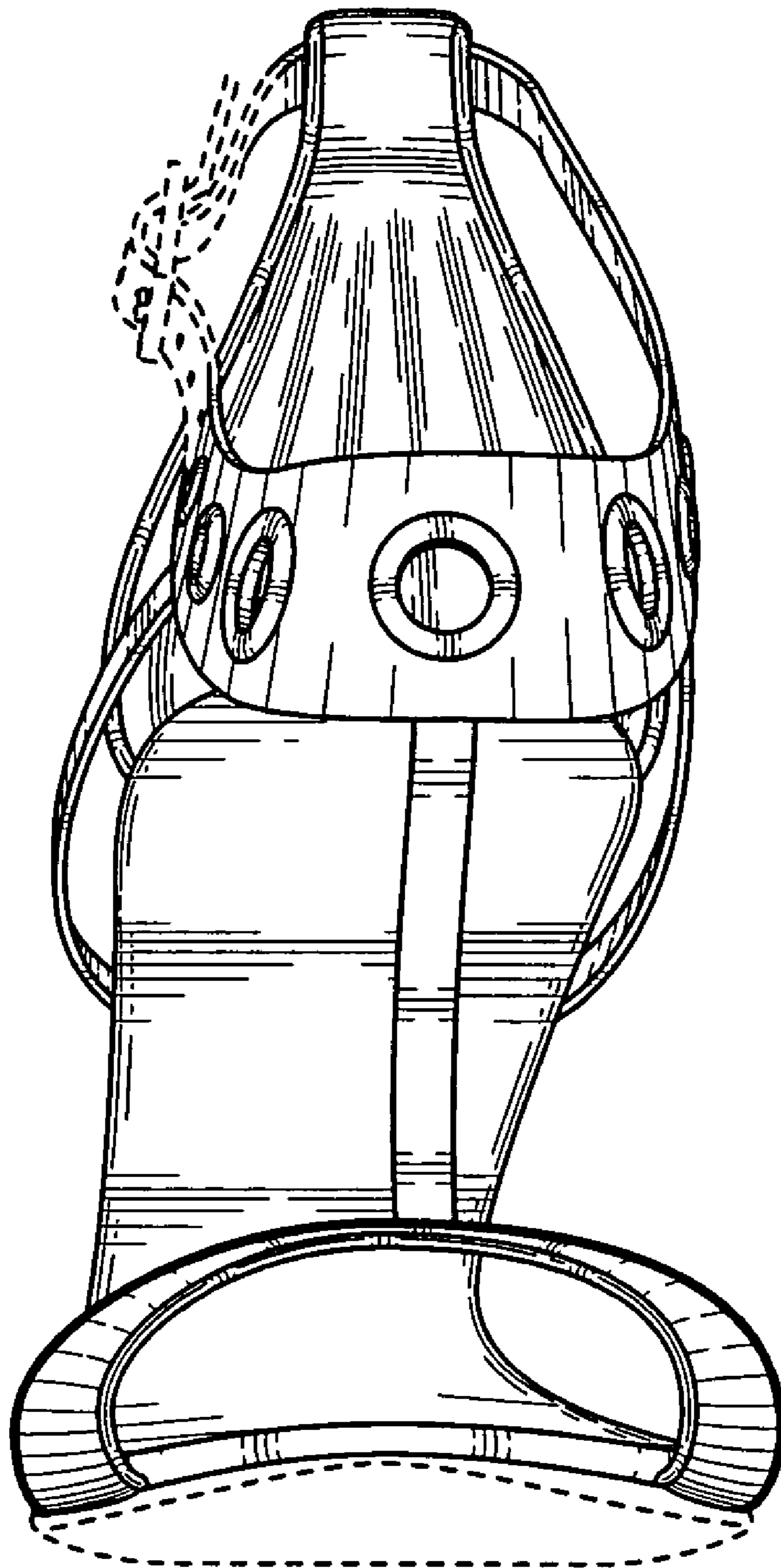


FIG. 4

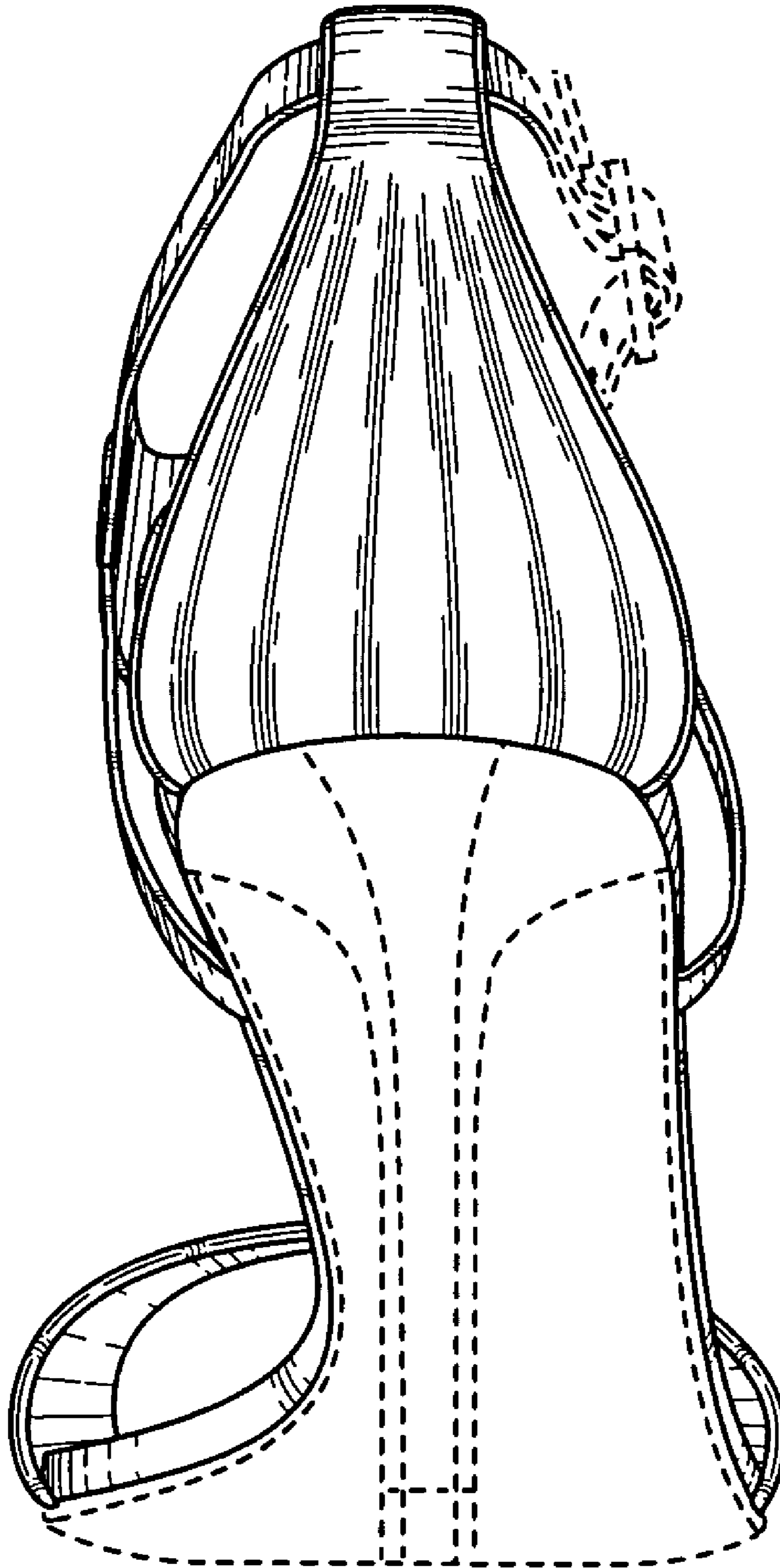


FIG. 5

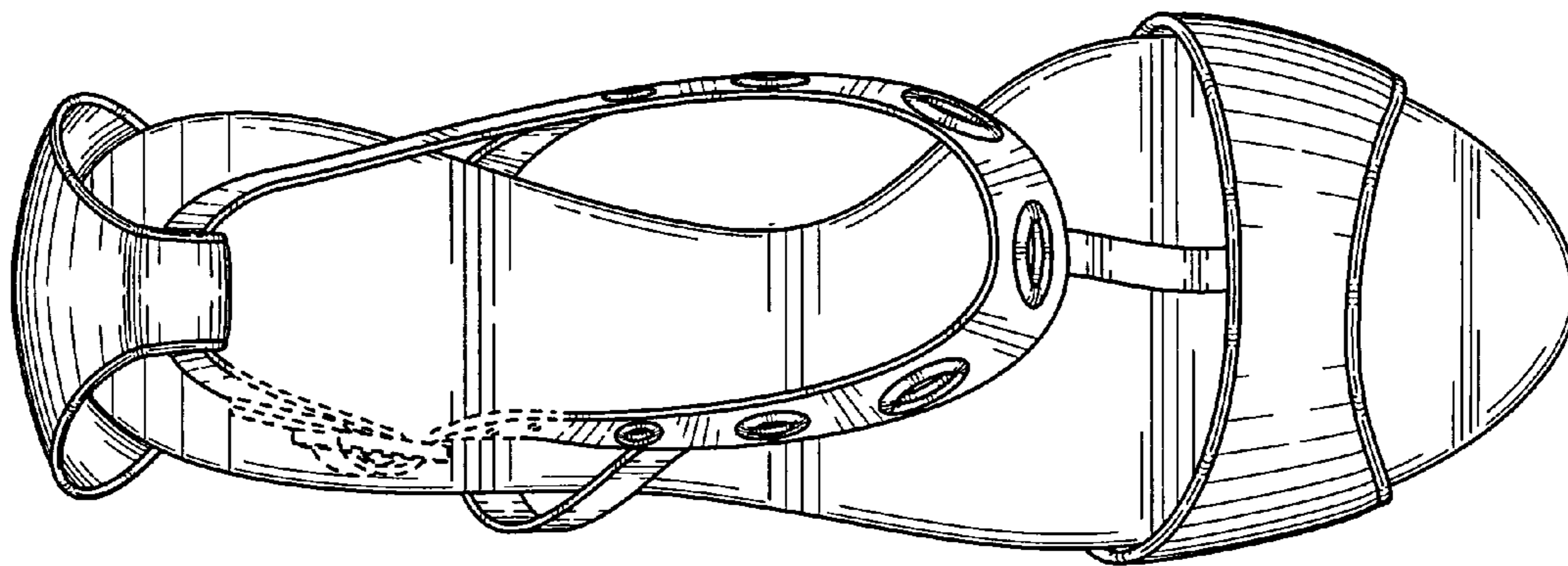


FIG. 6