



US00D628787S

(12) **United States Design Patent**  
**Guers-Neyraud**

(10) **Patent No.:** **US D628,787 S**

(45) **Date of Patent:** **\*\* Dec. 14, 2010**

(54) **FOOTWEAR**

(75) Inventor: **Elisabeth Guers-Neyraud**, Paris (FR)

(73) Assignee: **J. Choo Limited**, London (GB)

(\*\*) Term: **14 Years**

(21) Appl. No.: **29/348,025**

(22) Filed: **Nov. 17, 2009**

(30) **Foreign Application Priority Data**

May 20, 2009 (EM) ..... 001141709-0005

(51) **LOC (9) Cl.** ..... **02-99**

(52) **U.S. Cl.** ..... **D2/971; D2/929**

(58) **Field of Classification Search** ..... D2/896,  
D2/916-918, 925-942, 946, 969, 971; 36/1,  
36/83, 8.3, 45-58, 104, 108, 76 R  
See application file for complete search history.

(56) **References Cited**

**U.S. PATENT DOCUMENTS**

D94,167 S *	12/1934	Samules	.....	D2/935
D94,274 S *	1/1935	Levine	.....	D2/935
D94,437 S *	1/1935	Napier	.....	D2/935
D95,775 S *	5/1935	Perugia	.....	D2/935
D102,225 S *	12/1936	Erdos	.....	D2/932
D102,450 S *	12/1936	Samuels	.....	D2/935
D102,618 S *	1/1937	Odenchrants	.....	D2/935
D102,625 S *	1/1937	Turiansky	.....	D2/932
D104,733 S *	6/1937	Wertheim	.....	D2/931
D106,057 S *	9/1937	Pfaeffle	.....	D2/931
D107,025 S *	11/1937	McCain	.....	D2/940

D107,786 S *	1/1938	Pape	.....	D2/931
D124,600 S	1/1941	Cook		
D129,703 S *	9/1941	Grossmann	.....	D2/932
D131,839 S *	3/1942	Elkin	.....	D2/932
D136,408 S *	9/1943	Gleason	.....	D2/918
D557,488 S	12/2007	Lawler		
D564,203 S	3/2008	Choi		
D583,538 S *	12/2008	Choi	.....	D2/925
D613,052 S *	4/2010	Guers-Neyraud	.....	D2/971

\* cited by examiner

*Primary Examiner*—Dominic Simone

(74) *Attorney, Agent, or Firm*—Fross Zelnick Lehrman & Zissu, P.C.; Lawrence E. Apolzon, Esq.

(57) **CLAIM**

The ornamental design for footwear, as shown and described.

**DESCRIPTION**

FIG. 1 is a front perspective view of a shoe showing my footwear design;

FIG. 2 is a left side view of the footwear shown in FIG. 1;

FIG. 3 is a right side view of the footwear shown in FIG. 1;

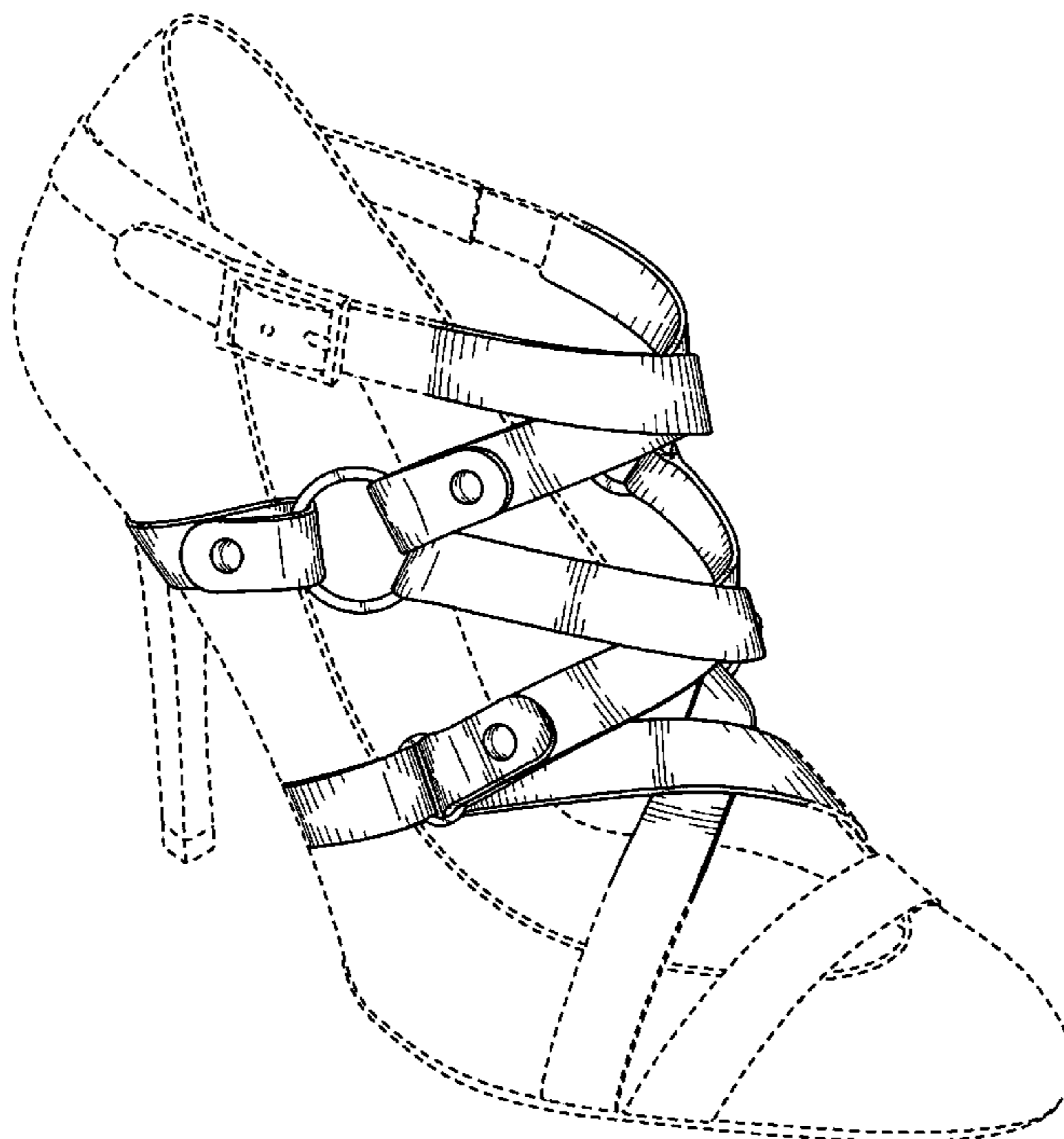
FIG. 4 is a front view of the footwear shown in FIG. 1;

FIG. 5 is a rear view of the footwear shown in FIG. 1; and,

FIG. 6 is a top view of the footwear shown in FIG. 1.

The broken line showing of the sole, heel, heel cap, heel cup, portions of the upper, portions of the straps, buckle rims, buckle straps, buckle holes, rear portion of the shoe, front portion of the shoe, and footbed is for illustrative purposes only and forms no part of the claimed design.

**1 Claim, 6 Drawing Sheets**



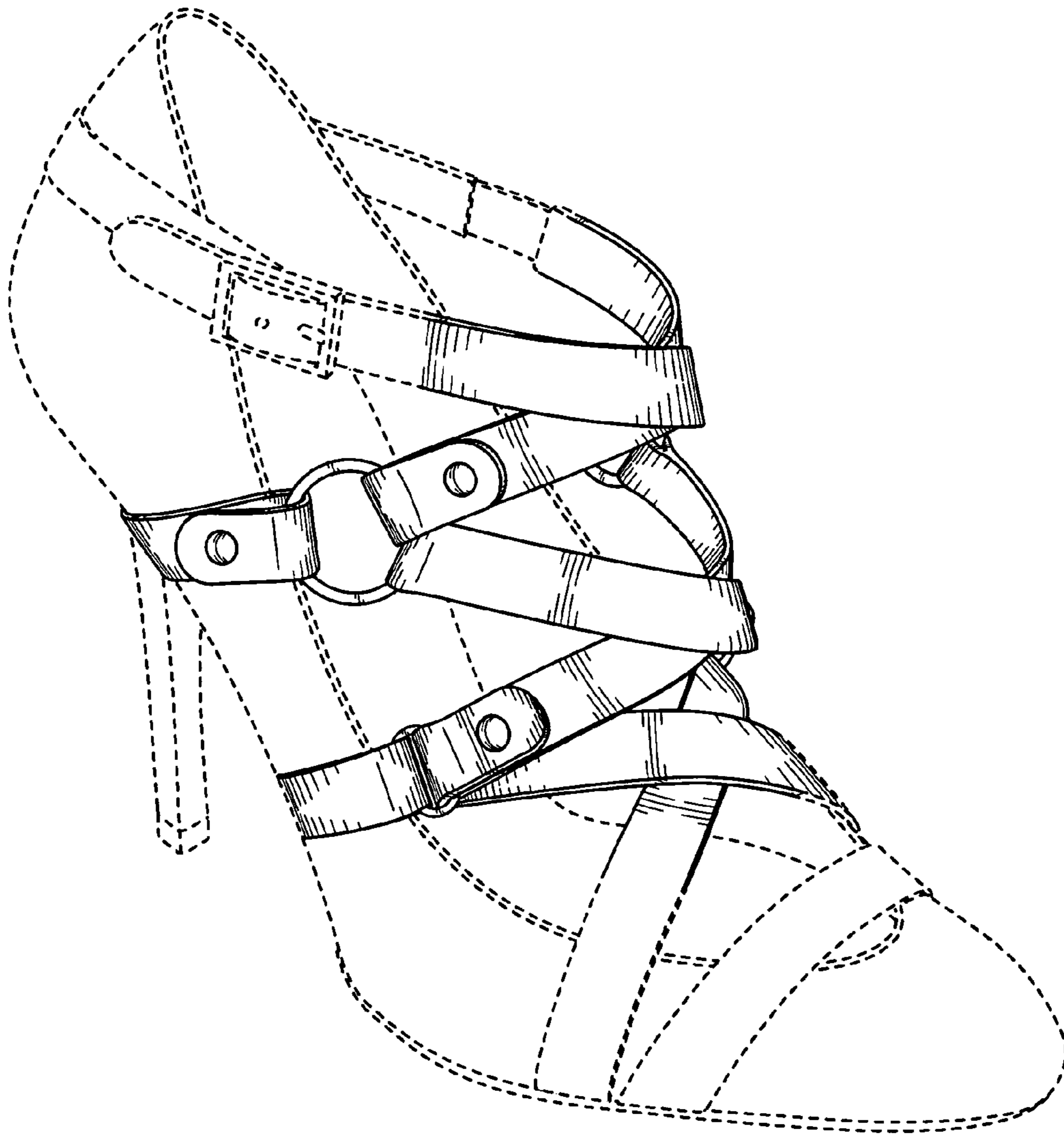


FIG. 1

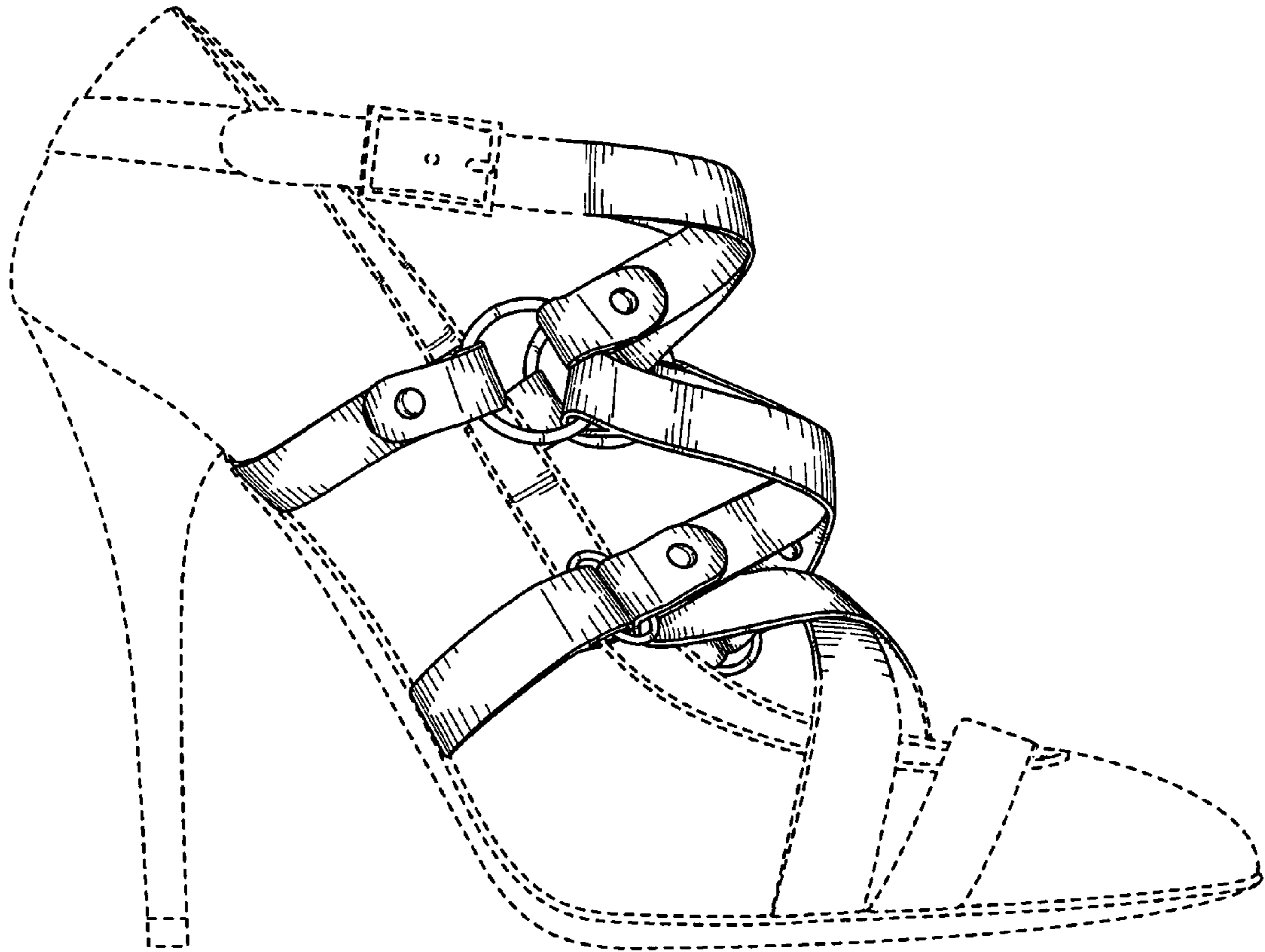


FIG. 2




FIG. 3



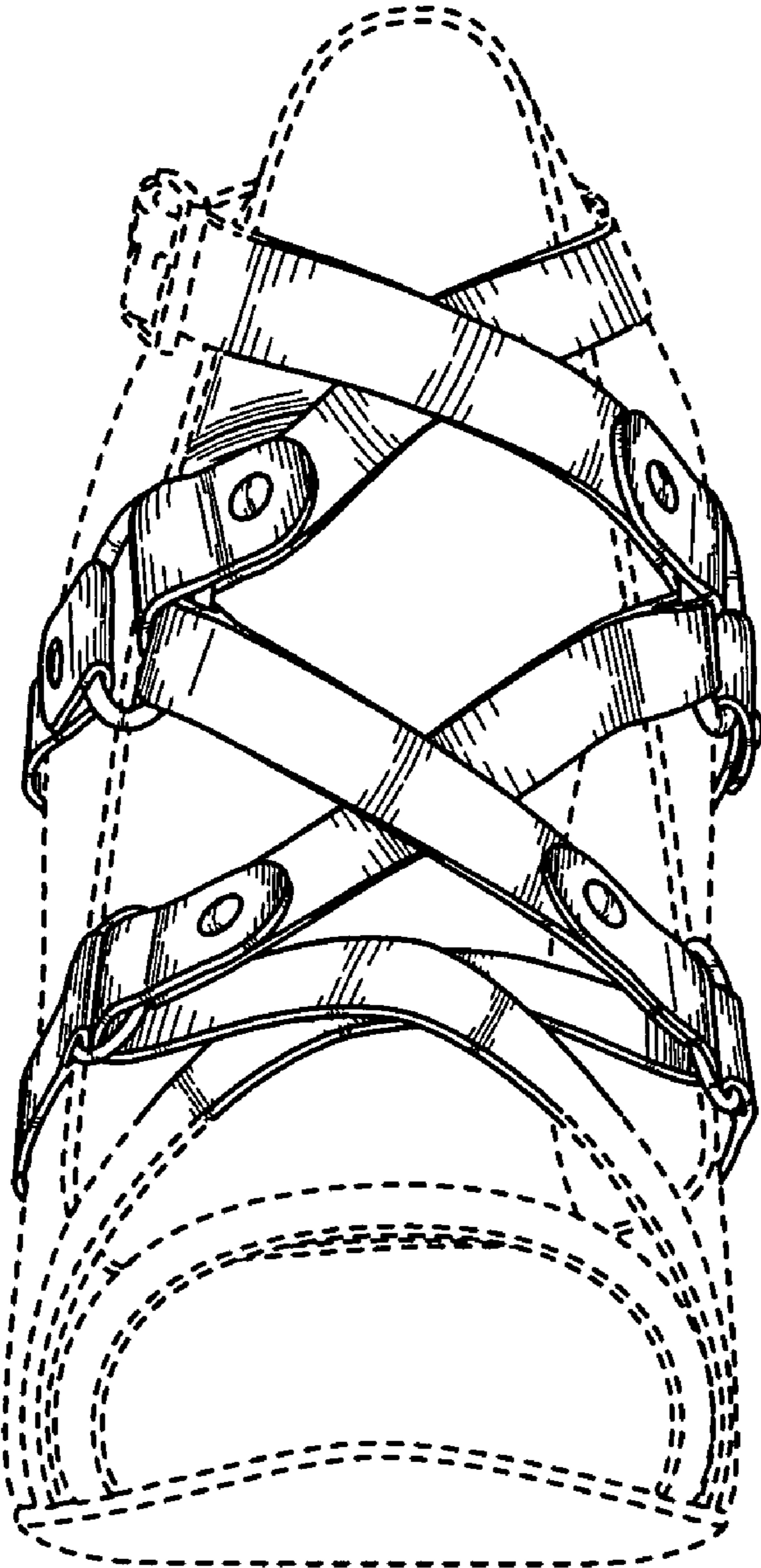


FIG. 4

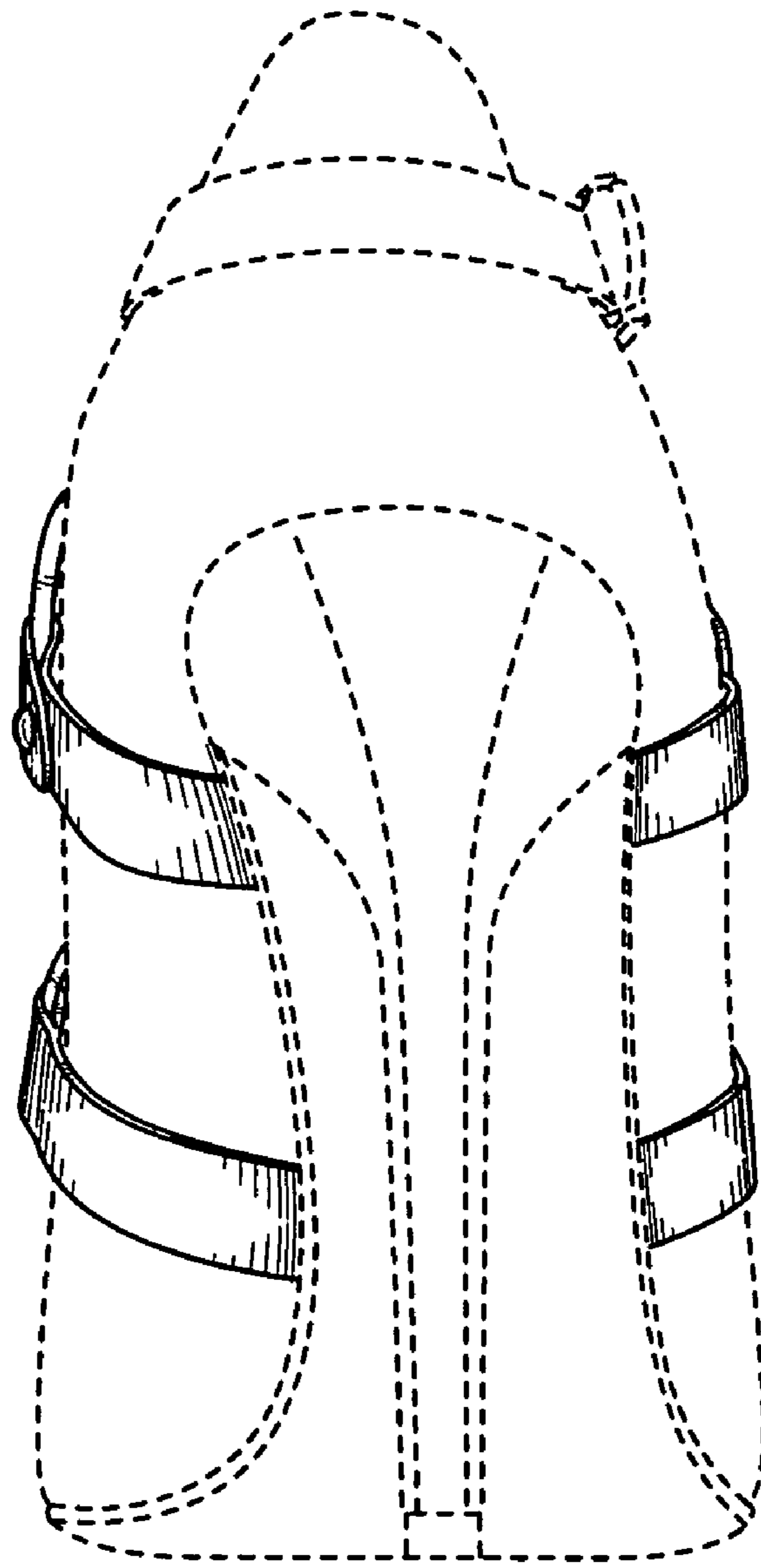


FIG. 5

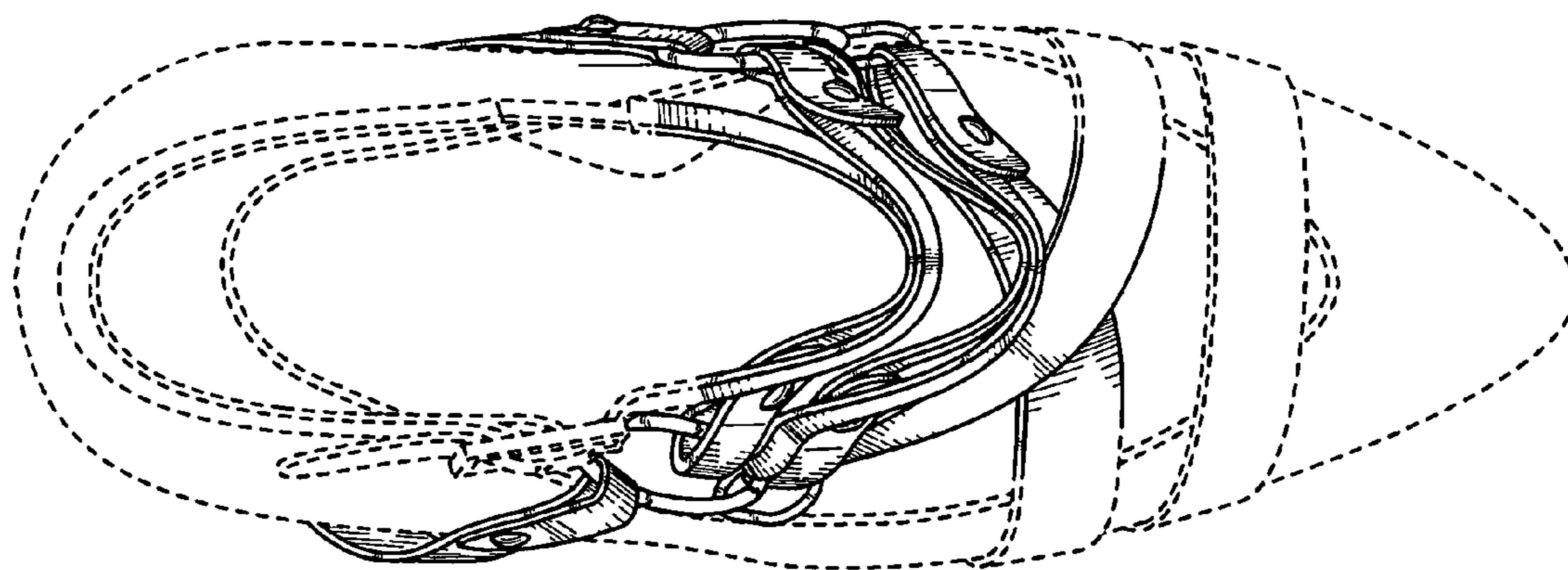


FIG. 6