



US00D628776S

(12) **United States Design Patent**  
**Cofinco**

(10) **Patent No.:** **US D628,776 S**

(45) **Date of Patent:** **\*\* Dec. 14, 2010**

(54) **SHOE**

D291,501 S 8/1987 Tong  
D322,881 S 1/1992 Bushman

(75) Inventor: **Ricardo Cofinco**, Los Angeles, CA (US)

(73) Assignee: **Kommonwealth, Inc.**, West Hollywood, CA (US)

(\*\*) Term: **14 Years**

(Continued)

*Primary Examiner*—Dominic Simone

(74) *Attorney, Agent, or Firm*—Baker & McKenzie LLP

(21) Appl. No.: **29/316,304**

(57) **CLAIM**

(22) Filed: **Sep. 11, 2009**

The ornamental design for a shoe, as shown and described.

(51) **LOC (9) Cl.** ..... **02-04**

(52) **U.S. Cl.** ..... **D2/908**

(58) **Field of Classification Search** ..... D2/896,  
D2/902, 906–908, 943, 944, 947, 951, 953,  
D2/954, 969, 972–974; 36/45–49, 50.1,  
36/77 M, 77 R, 83, 88, 113, 114, 126–131,  
36/25 R–25 A

See application file for complete search history.

**DESCRIPTION**

FIG. 1 is a left side elevational view, with the upper panel closed, of a shoe showing my new design;

FIG. 2 is a top plan view thereof with the upper panel closed;

FIG. 3 is a right side elevational view thereof with the upper panel closed;

FIG. 4 is a bottom plan view thereof with the upper panel closed;

FIG. 5 is a front perspective view thereof with the upper panel closed;

FIG. 6 is a rear perspective view thereof with the upper panel closed;

FIG. 7 is a left side elevational view thereof with the upper panel open;

FIG. 8 is a right side elevational view thereof with the upper panel open;

FIG. 9 is a front perspective view thereof with the upper panel open;

FIG. 10 is a rear perspective view thereof with the upper panel open;

FIG. 11 is a top plan view thereof with the upper panel open; and,

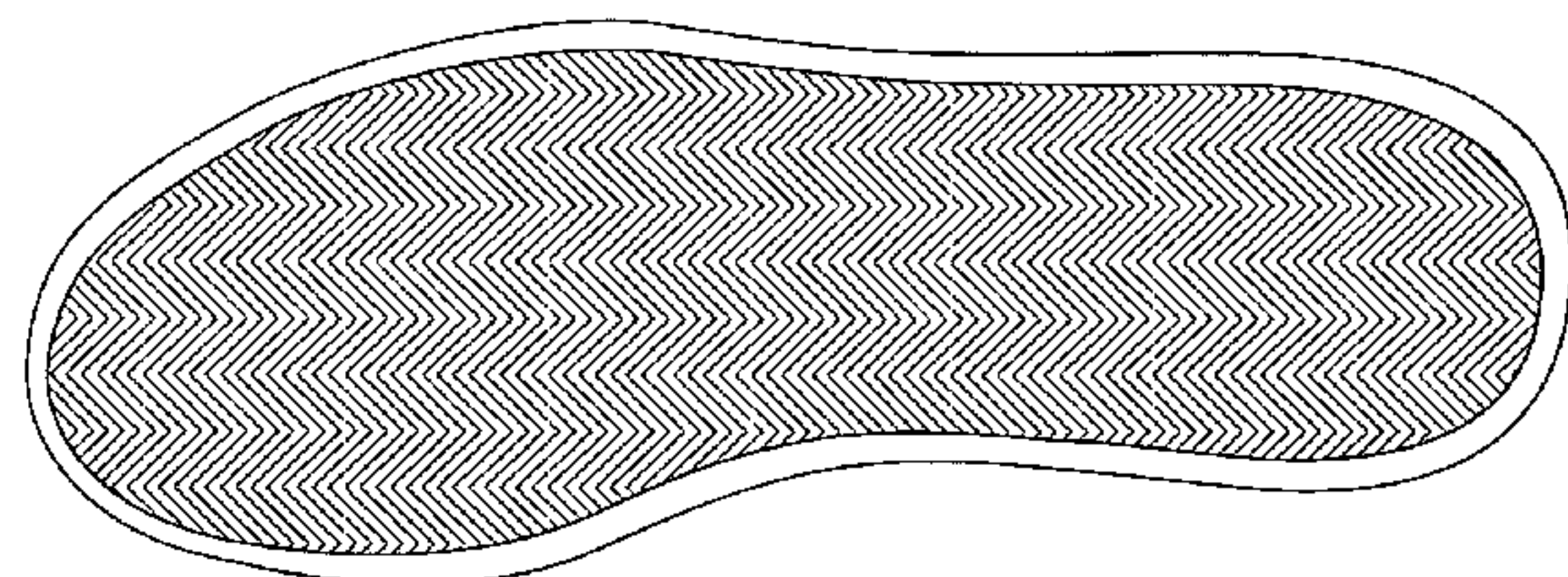

FIG. 12 is a bottom plan view thereof with the upper panel open.

(56) **References Cited**

U.S. PATENT DOCUMENTS

D53,359 S *	5/1919	Clarke	.....	D2/964
D57,110 S *	2/1921	Brown	.....	D2/902
D76,541 S *	10/1928	Hopwood	.....	D2/953
D83,854 S *	4/1931	Funk et al.	.....	D2/897
D89,936 S	5/1933	Crossman et al.		
D95,848 S	6/1935	Lanz		
D108,320 S *	2/1938	Eldon	.....	D2/902
D114,917 S *	5/1939	Cairns	.....	D2/902
D114,918 S *	5/1939	Cairns	.....	D2/902
D117,330 S *	10/1939	Cairns	.....	D2/902
D117,585 S	11/1939	Sperry		
D128,519 S *	7/1941	Hard	.....	D2/902
D148,451 S *	1/1948	Arnoff	.....	D2/902
D148,541 S	2/1948	Arnoff		
D173,030 S	9/1954	Hoza		
D240,280 S	6/1976	Senter		
D272,675 S	2/1984	Bidegain		
D272,985 S	3/1984	Beerens		
4,547,982 A	10/1985	Gamm		

**1 Claim, 6 Drawing Sheets**



# US D628,776 S

Page 2

## U.S. PATENT DOCUMENTS

D324,448 S	3/1992	Blissett	
D330,451 S	10/1992	Hatfield	
D337,442 S	7/1993	Baker	
D380,598 S	7/1997	Brooks et al.	
D385,991 S	11/1997	Brooks et al.	
D393,143 S	4/1998	Ferro	
D404,190 S	1/1999	Toschi	
D407,196 S	3/1999	Brooks et al.	
D436,717 S	1/2001	Schwartz	
D437,675 S	2/2001	Dahlsten	
D449,435 S	10/2001	Johnson et al.	
D538,517 S	3/2007	Della Valle	
D540,516 S *	4/2007	Weitzman .....	D2/953
D542,010 S *	5/2007	Della Valle .....	D2/908
D545,049 S	6/2007	Dirsa	
D550,445 S	9/2007	Lupo	
D552,832 S *	10/2007	Hardy .....	D2/902
D557,000 S	12/2007	Andersen et al.	
D561,450 S	2/2008	Belley et al.	
D568,596 S	5/2008	Petrie	
D572,890 S	7/2008	McDowell	
D574,588 S *	8/2008	Taylor .....	D2/969
D576,386 S	9/2008	Della Valle	
D577,179 S	9/2008	Della Valle	
D577,180 S *	9/2008	Della Valle .....	D2/907
D577,181 S	9/2008	Della Valle	
D578,746 S	10/2008	Usui	
D581,637 S	12/2008	Cofinco	
D582,136 S	12/2008	Cofinco	
D582,636 S	12/2008	Cofinco	
D590,138 S	4/2009	Cofinco	
D590,579 S	4/2009	Cofinco	
D591,031 S	4/2009	Cofinco	
D591,032 S	4/2009	Cofinco	
D611,232 S *	3/2010	Della Valle et al. ....	D2/907
D615,734 S *	5/2010	Di Nucci .....	D2/907

\* cited by examiner




FIG. 1

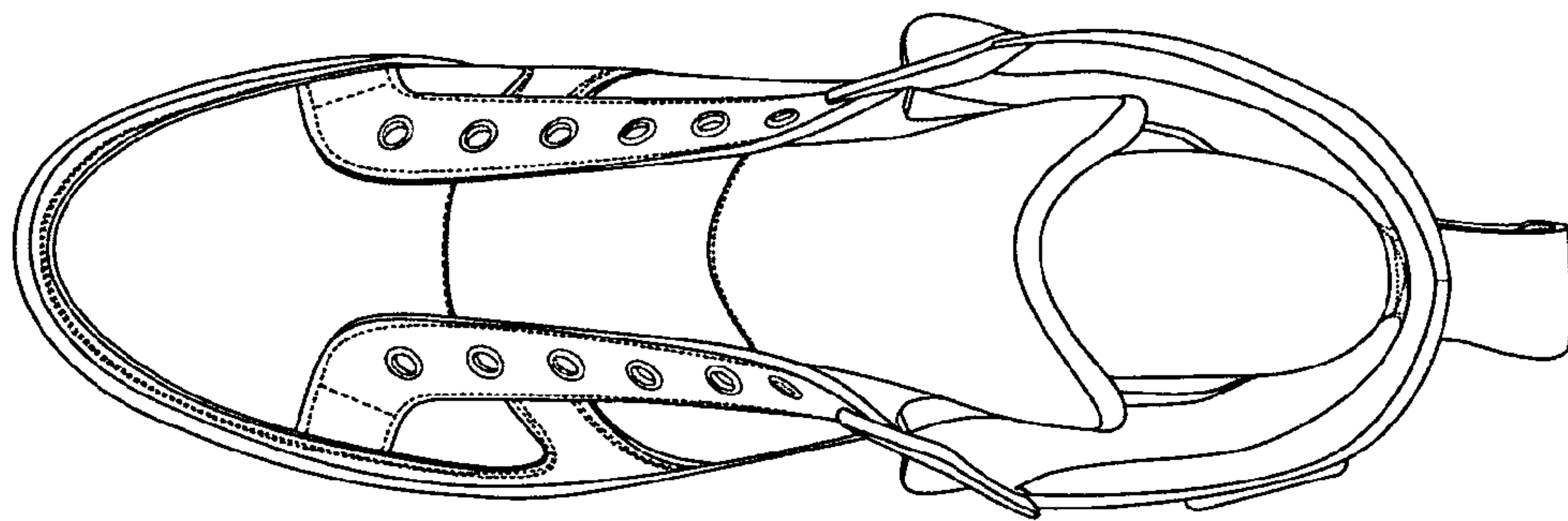


FIG. 2






FIG. 3

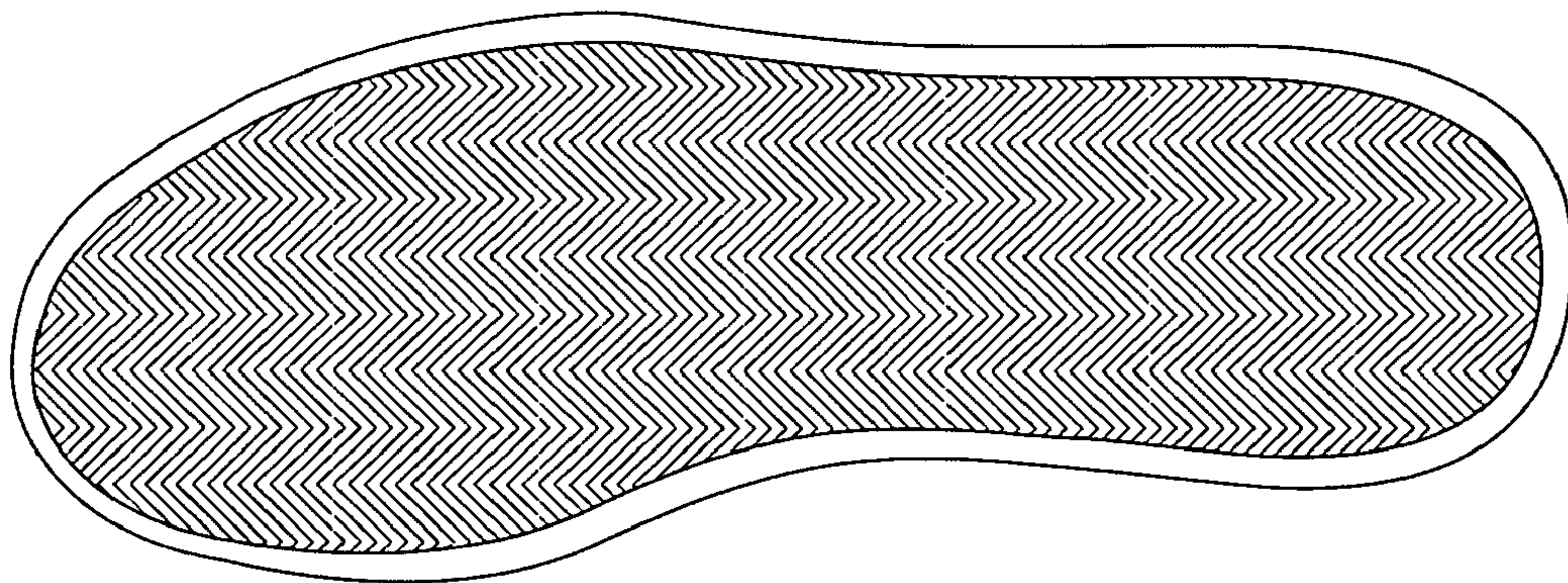


FIG. 4

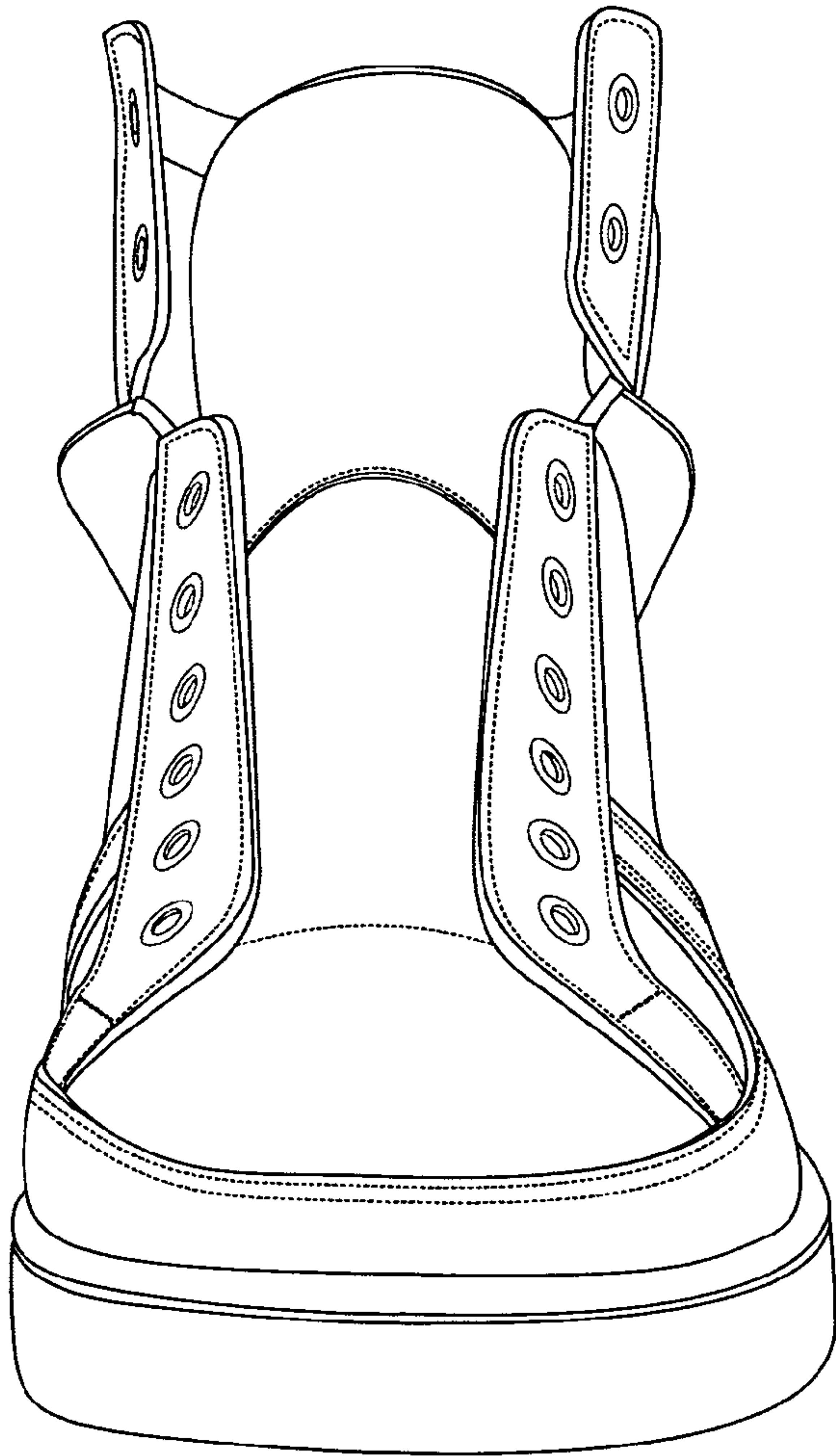


FIG. 5

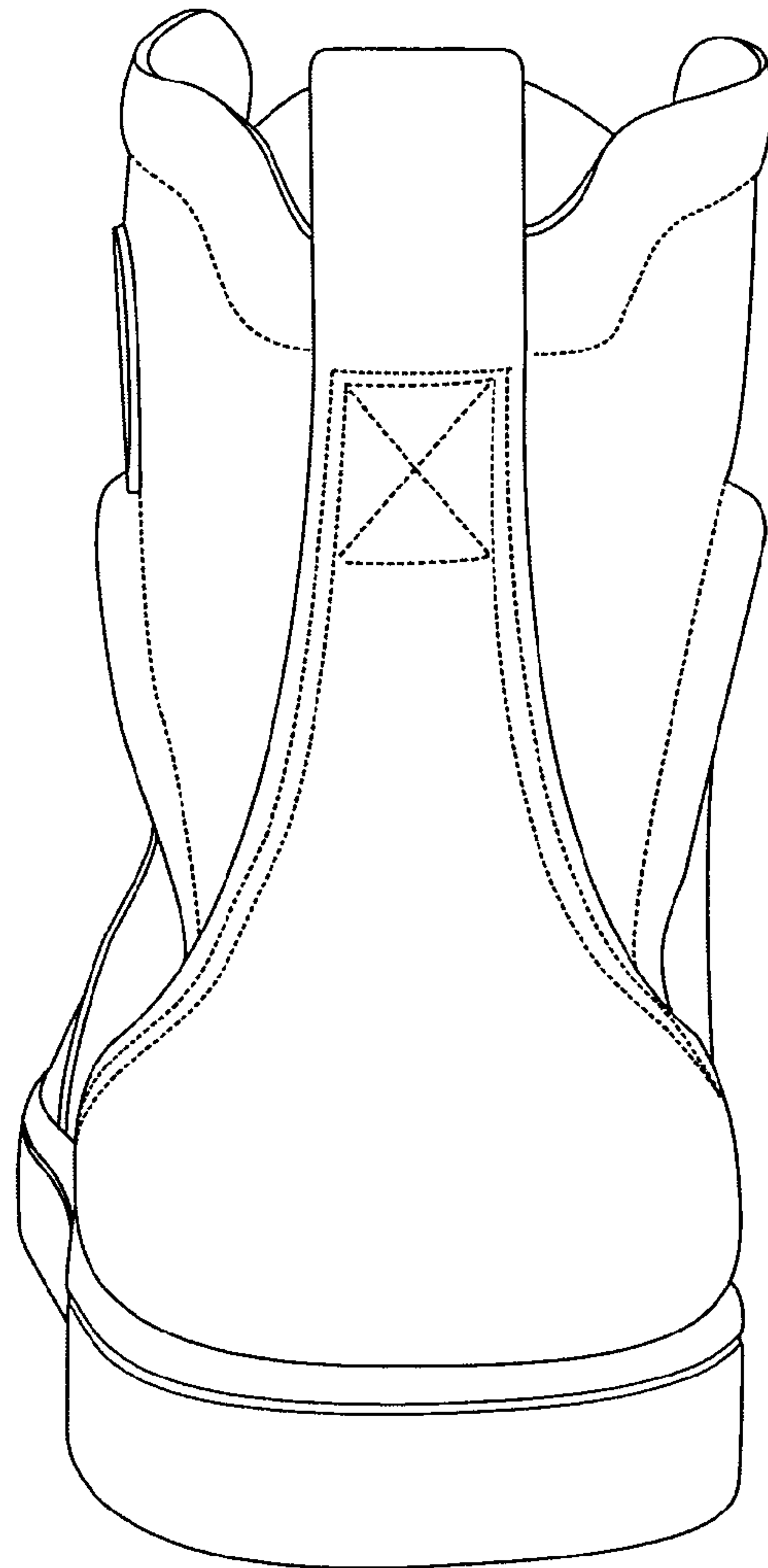


FIG. 6




FIG. 7




FIG. 8




FIG. 9

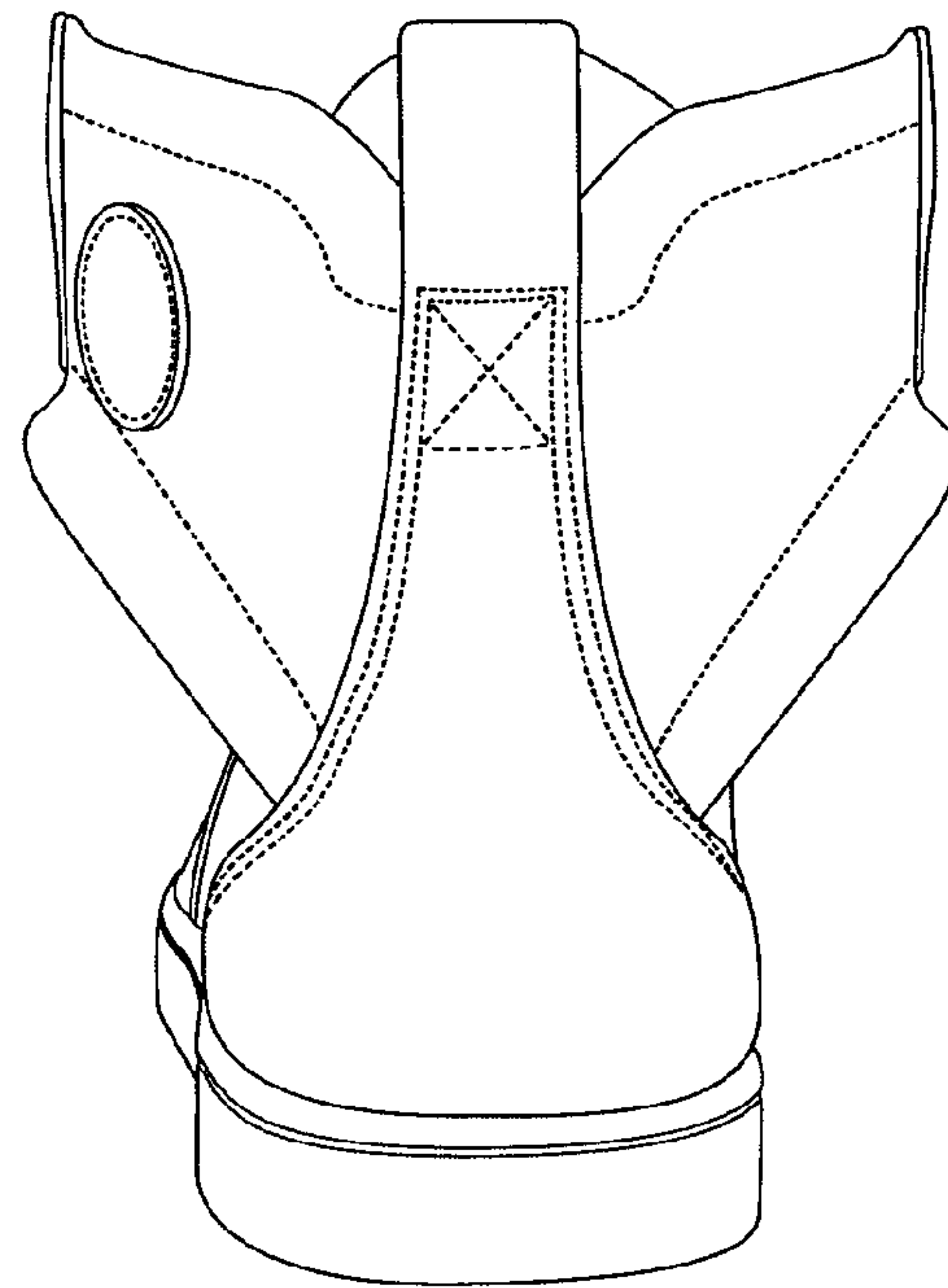


FIG. 10



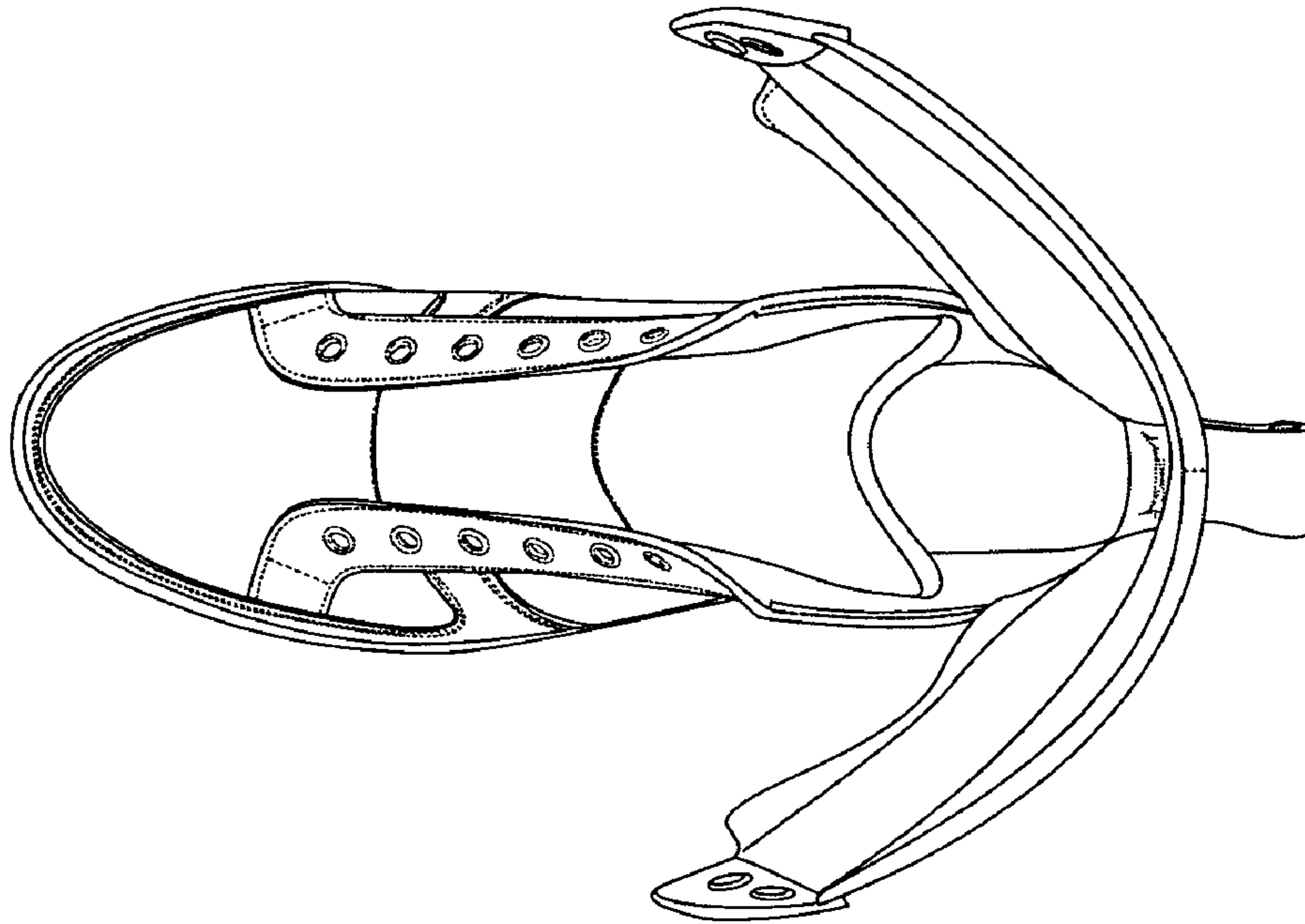


FIG. 11

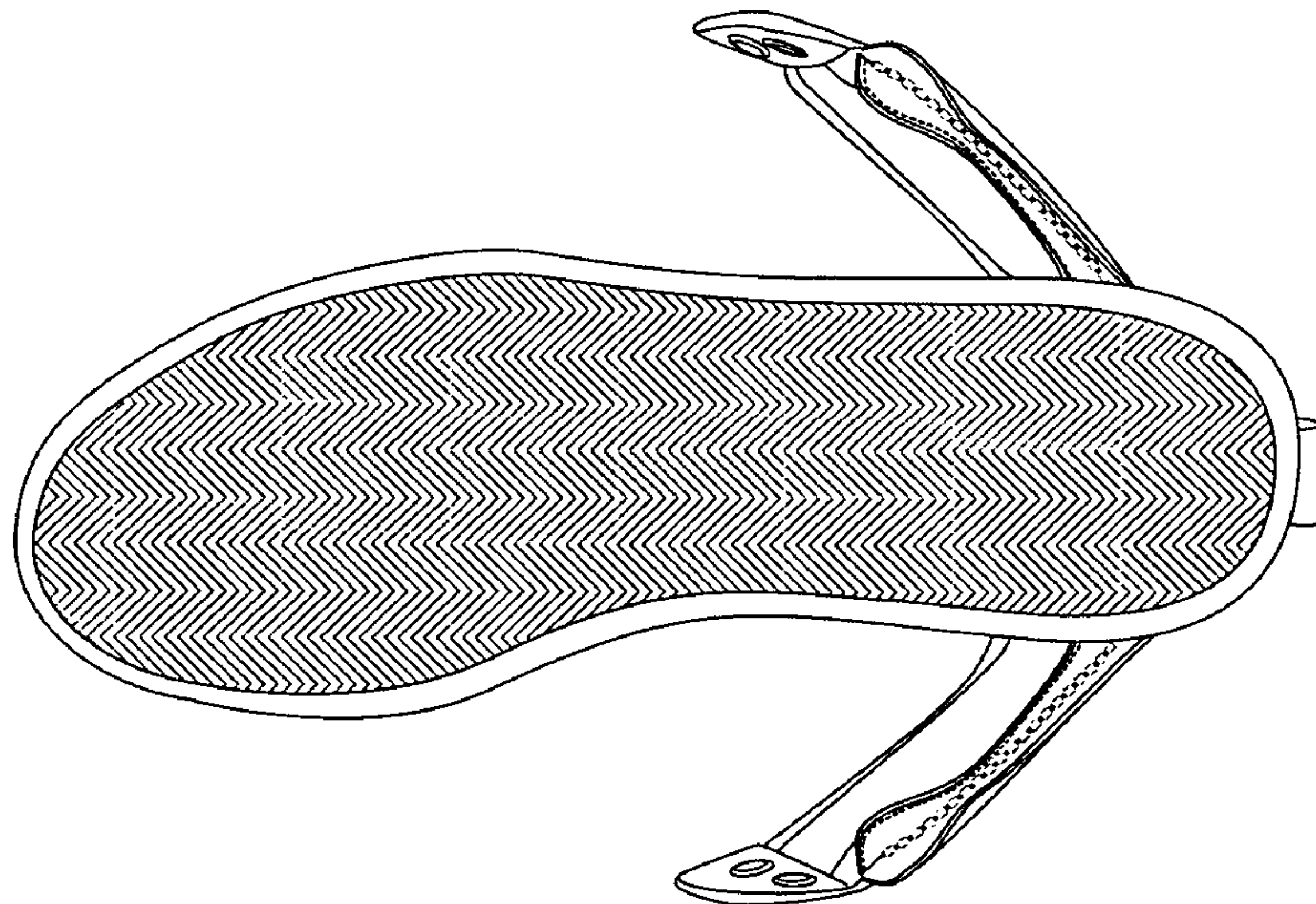


FIG. 12