



US00D628774S

(12) **United States Design Patent**
Sykes et al.

(10) **Patent No.:** **US D628,774 S**

(45) **Date of Patent:** **** Dec. 14, 2010**

(54) **ATTACHABLE PATCH**

(76) Inventors: **Frank Sykes**, 5513 E. Ayarra La., King Hill, ID (US) 83633; **Allen G. Stenquist**, 2400 Palouse St., Boise, ID (US) 83705

(**) Term: **14 Years**

(21) Appl. No.: **29/344,563**

(22) Filed: **Sep. 30, 2009**

(51) **LOC (9) Cl.** **02-01**

(52) **U.S. Cl.** **D2/853; D2/891**

(58) **Field of Classification Search** D2/853, D2/999, 715-716, 718, 763, 765, 768-772, D2/764, 766, 738, 786, 791, 810, 812, 818, D2/820, 826, 836, 839, 860, 863-864, 865, D2/868, 869, 866, 891, 840; D4/130, 133, D4/137, 199; D5/2-5, 20, 29, 32, 35, 39, D5/58, 63, 99; D21/792, 795, 362; 2/77, 2/119, 122, 181.4, 209.13, 244, 246, 251, 2/260.1, 320, 336, 342; 300/4-5, 7-8; 473/278, 473/262, 171; 15/159.1, 160, 186, 190, 191.1, 15/194; D28/63, 64.6, 64.7, 82, 91; 428/17, 428/92

See application file for complete search history.

(56) **References Cited**

U.S. PATENT DOCUMENTS

1,358,551	A *	11/1920	Hosford	2/181.4
3,332,828	A *	7/1967	Faria et al.	428/17
3,346,900	A *	10/1967	Stewart et al.	15/160
3,484,974	A *	12/1969	Culmone	40/586
4,061,804	A *	12/1977	McCulloch	428/17
4,356,220	A *	10/1982	Benedyk	428/17
D311,266	S *	10/1990	Parker	D2/866
5,086,516	A *	2/1992	Baxter et al.	2/108
D333,030	S *	2/1993	Wilkes	D2/853
5,359,733	A *	11/1994	Brannon et al.	2/195.1
D363,157	S *	10/1995	Rodgers	D2/866
5,734,991	A *	4/1998	Schmid	2/69
D402,442	S *	12/1998	Irwin	D2/891
D407,890	S *	4/1999	Frank	D2/884
5,924,139	A *	7/1999	Van Den Heuvel	2/209.13

6,154,992	A *	12/2000	Lee	40/329
6,170,088	B1 *	1/2001	Tate	2/209.13
6,175,963	B1 *	1/2001	Loeffelholz	2/209.13
D453,261	S *	2/2002	Pisarevsky	D2/882
D456,981	S *	5/2002	Connell	D2/853
6,551,285	B1 *	4/2003	Bierman	604/180
6,675,512	B1 *	1/2004	Shwartz et al.	40/329
6,893,392	B2 *	5/2005	Alferness	600/37
D520,610	S *	5/2006	Wrate	D23/261
D551,428	S *	9/2007	Heo	D2/712
D572,436	S *	7/2008	Boateng et al.	D2/860
D575,934	S *	9/2008	Killinger	D2/853
D578,741	S *	10/2008	Hernandez	D2/891
D608,531	S *	1/2010	Kronenberger	D2/891
D612,132	S *	3/2010	Seade	D2/866
7,765,618	B2 *	8/2010	Egglesfield	2/244
2001/0034894	A1 *	11/2001	Godfrey et al.	2/209.13
2007/0056074	A1 *	3/2007	Esses	2/69
2009/0031475	A1 *	2/2009	Ochoa et al.	2/171.3
2009/0100559	A1 *	4/2009	Christian	2/10
2009/0158489	A1 *	6/2009	White et al.	2/69

(Continued)

Primary Examiner—Ian Simmons
Assistant Examiner—Wan Laymon
(74) *Attorney, Agent, or Firm*—Sean D. Burdick

(57) **CLAIM**

The ornamental design for the attachable patch, as shown.

DESCRIPTION

FIG. 1 is a perspective view of an attachable patch, showing our new design.


FIG. 2 is a top view thereof.

FIG. 3 is a front side view thereof.

FIG. 4 is a right side view thereof; and,

FIG. 5 is a bottom view thereof.

1 Claim, 2 Drawing Sheets



US D628,774 S

Page 2

U.S. PATENT DOCUMENTS

2009/0241234	A1*	10/2009	Coles	2/244	
2009/0251077	A1*	10/2009	Wilborn et al.	2/244	
2009/0260123	A1*	10/2009	Swift	2/244	
2009/0265837	A1*	10/2009	Cunliffe	2/244	

* cited by examiner




FIG. 1



FIG. 3




FIG. 2



FIG. 4

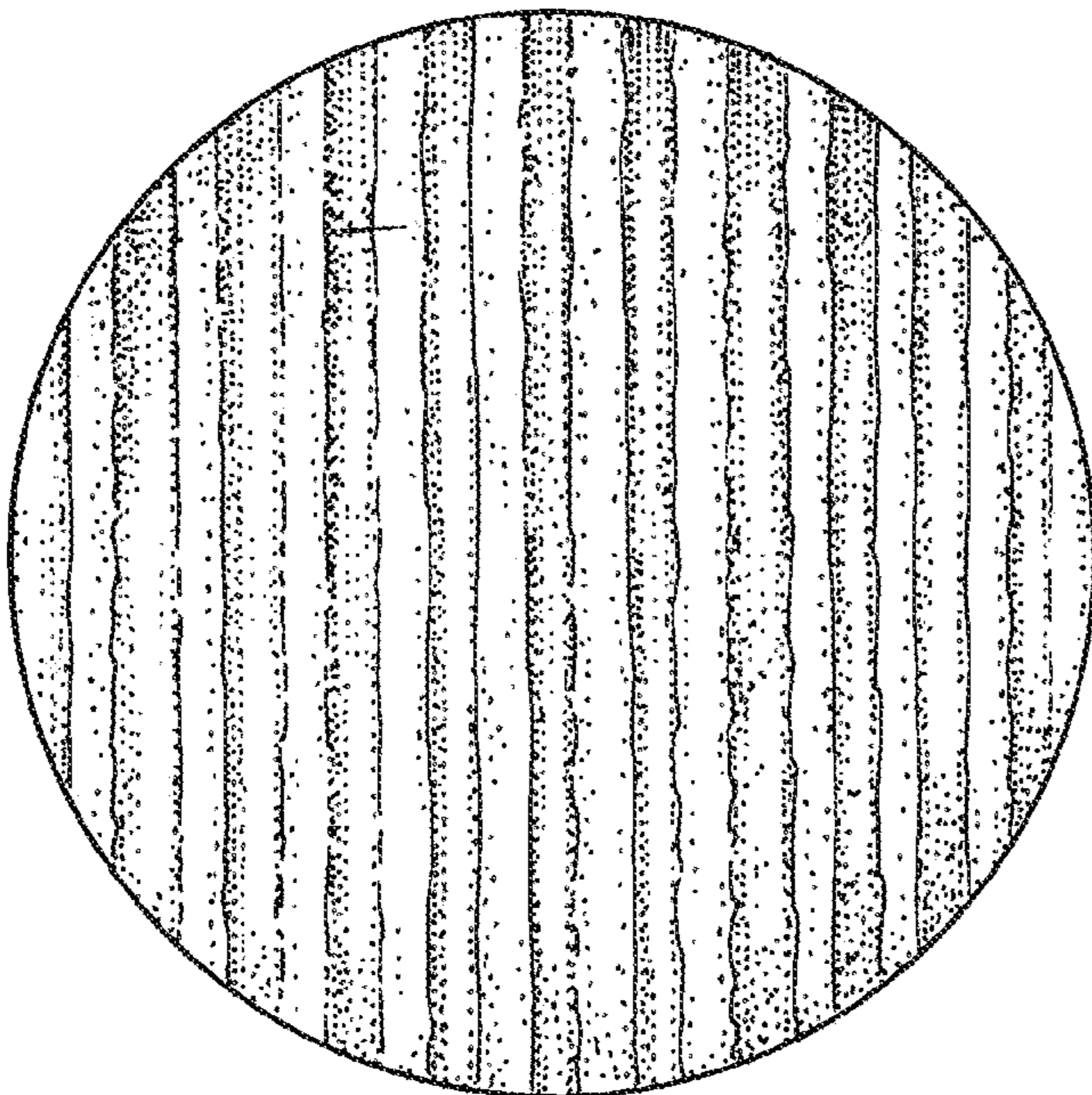


FIG. 5