



US00D628768S

(12) **United States Design Patent**  
**Fei**

(10) **Patent No.:** **US D628,768 S**

(45) **Date of Patent:** **\*\* Dec. 14, 2010**

(54) **BRA INSERT**

(75) Inventor: **Zhou Yan Fei**, Shenzhen (CN)

(73) Assignee: **BJ Global Direct, Inc.**, Irvine, CA (US)

(\*\*) Term: **14 Years**

(21) Appl. No.: **29/331,082**

(22) Filed: **Jan. 20, 2009**

(51) **LOC (9) Cl.** ..... **02-01**

(52) **U.S. Cl.** ..... **D2/706**

(58) **Field of Classification Search** ..... D2/706;  
2/267; 450/54-57, 36-37, 81; 128/889;  
D24/189; 604/385.07; 623/7

See application file for complete search history.

(56) **References Cited**

**U.S. PATENT DOCUMENTS**

|           |      |         |                  |       |            |
|-----------|------|---------|------------------|-------|------------|
| 6,368,179 | B1 * | 4/2002  | Kang             | ..... | 450/38     |
| 7,048,606 | B1 * | 5/2006  | Martinet et al.  | ..... | 450/54     |
| 7,152,606 | B1 * | 12/2006 | Schindler        | ..... | 128/889    |
| D545,970  | S *  | 7/2007  | Eknoian et al.   | ..... | D24/189    |
| 7,244,167 | B2 * | 7/2007  | Falla            | ..... | 450/54     |
| 7,278,899 | B2 * | 10/2007 | Davis            | ..... | 450/81     |
| 7,300,330 | B2 * | 11/2007 | Estrella Garrido | ..... | 450/37     |
| 7,416,544 | B2 * | 8/2008  | Sakaguchi et al. | ..... | 604/385.07 |

|              |      |         |               |       |        |
|--------------|------|---------|---------------|-------|--------|
| 7,442,110    | B2 * | 10/2008 | Gaudet et al. | ..... | 450/39 |
| D581,129     | S *  | 11/2008 | Marshall      | ..... | D2/706 |
| 7,448,936    | B1 * | 11/2008 | Kemp-Dorsey   | ..... | 450/36 |
| 7,575,596    | B2 * | 8/2009  | Bowman et al. | ..... | 623/7  |
| 2003/0027492 | A1 * | 2/2003  | Roffidal      | ..... | 450/57 |

\* cited by examiner

*Primary Examiner*—Philip S Hyder

*Assistant Examiner*—Anna J Burmeister

(74) *Attorney, Agent, or Firm*—Gibson, Dunn & Crutcher LLP; Peter F. Weinberg

(57) **CLAIM**

I claim the ornamental design for a bra insert, as shown and described.

**DESCRIPTION**

FIG. 1 is a perspective view showing my new design;

FIG. 2 is a top view thereof;

FIG. 3 is a bottom view thereof;

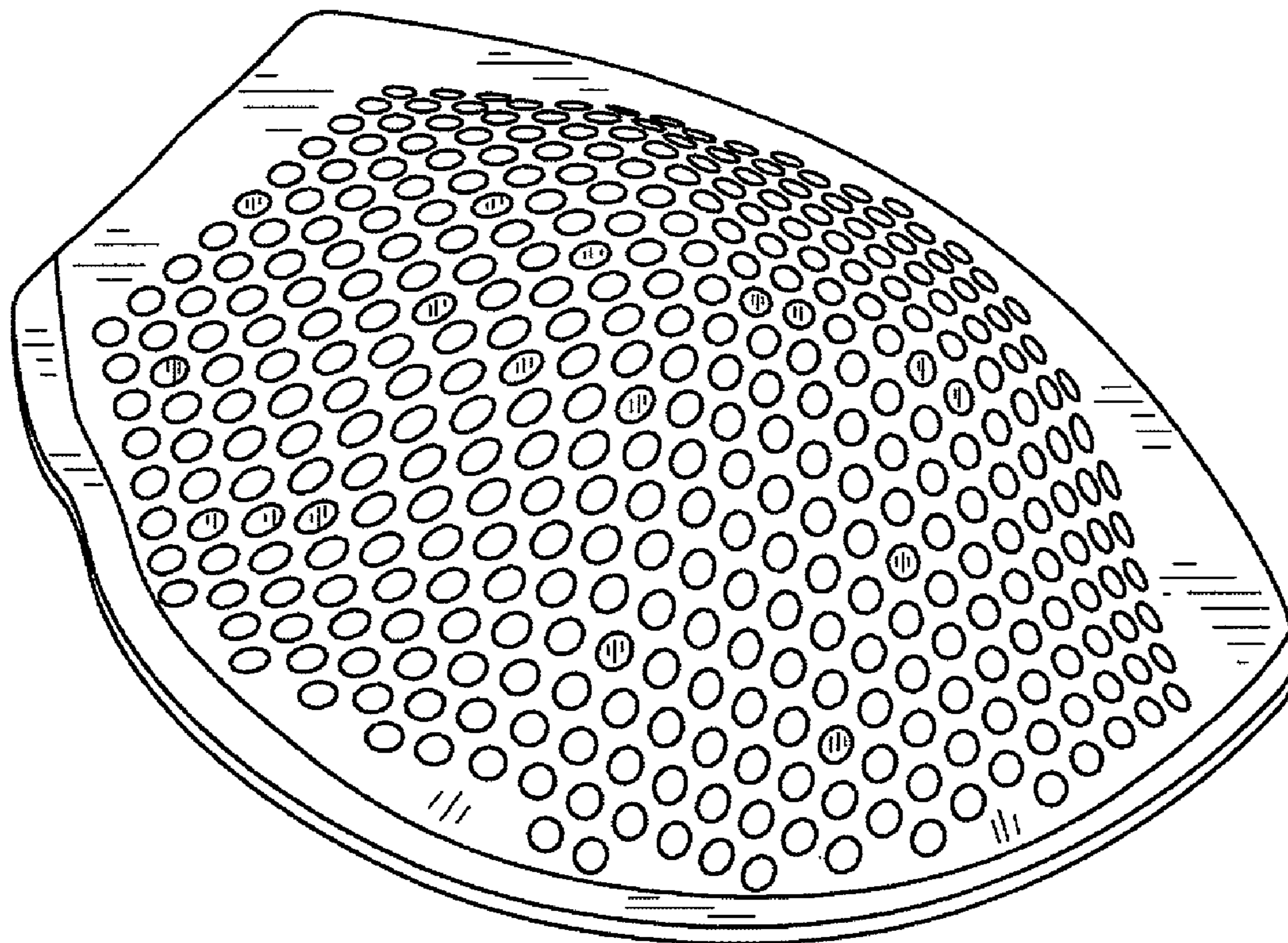
FIG. 4 is a front view thereof;

FIG. 5 is a rear view thereof;

FIG. 6 is a left side view thereof; and,

FIG. 7 is a right side view thereof.

**1 Claim, 4 Drawing Sheets**



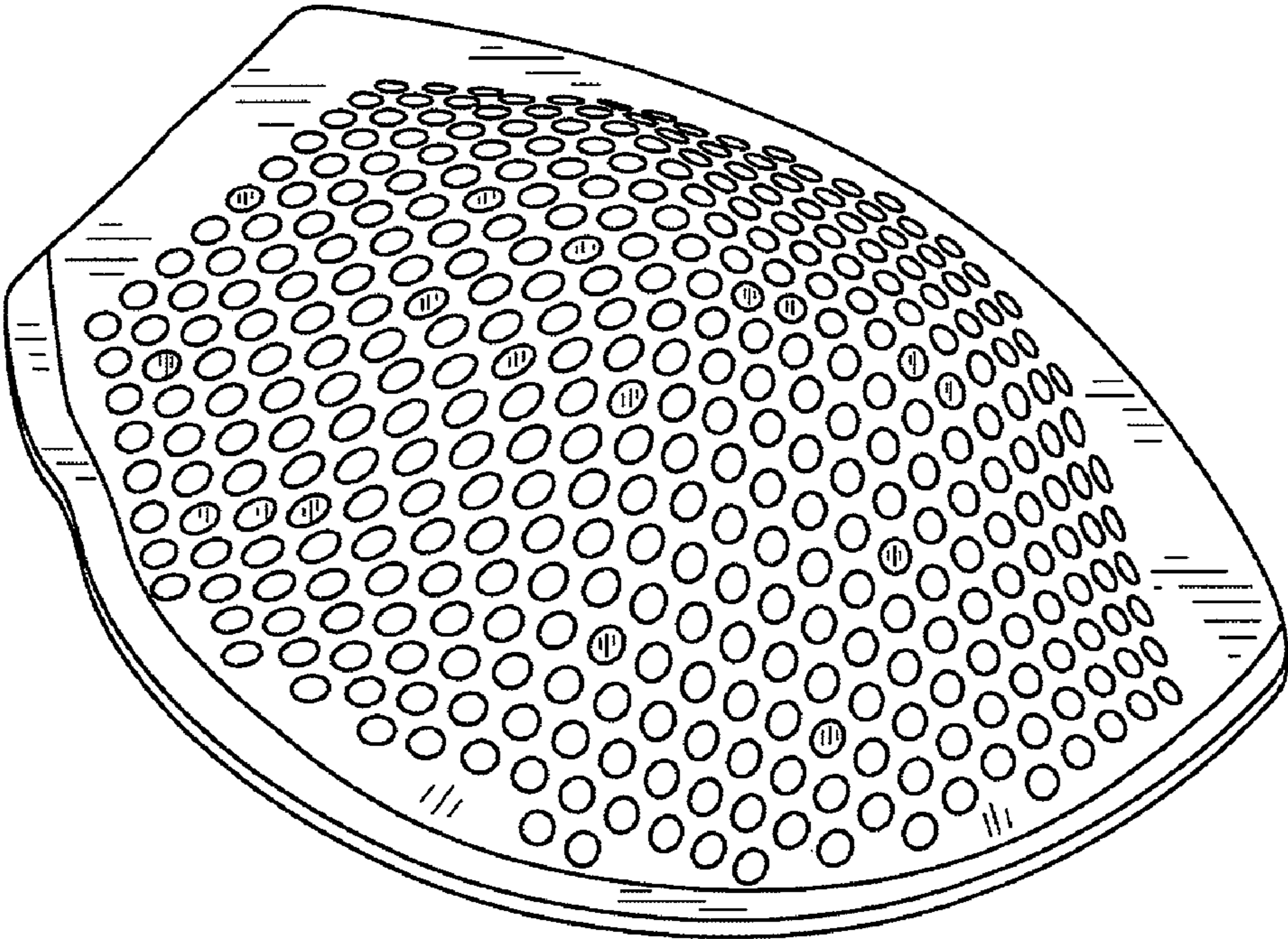


FIG.1

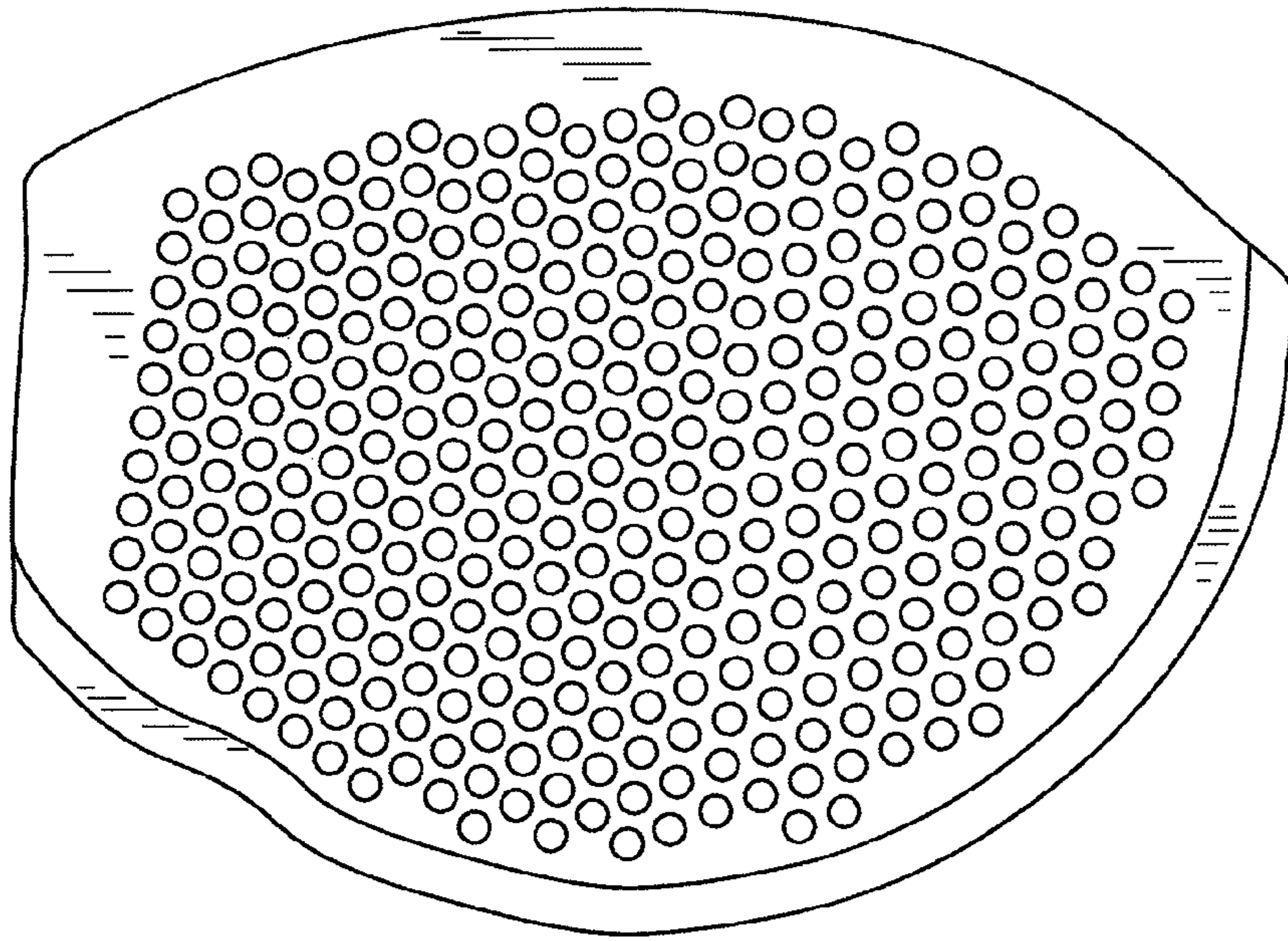


FIG. 2

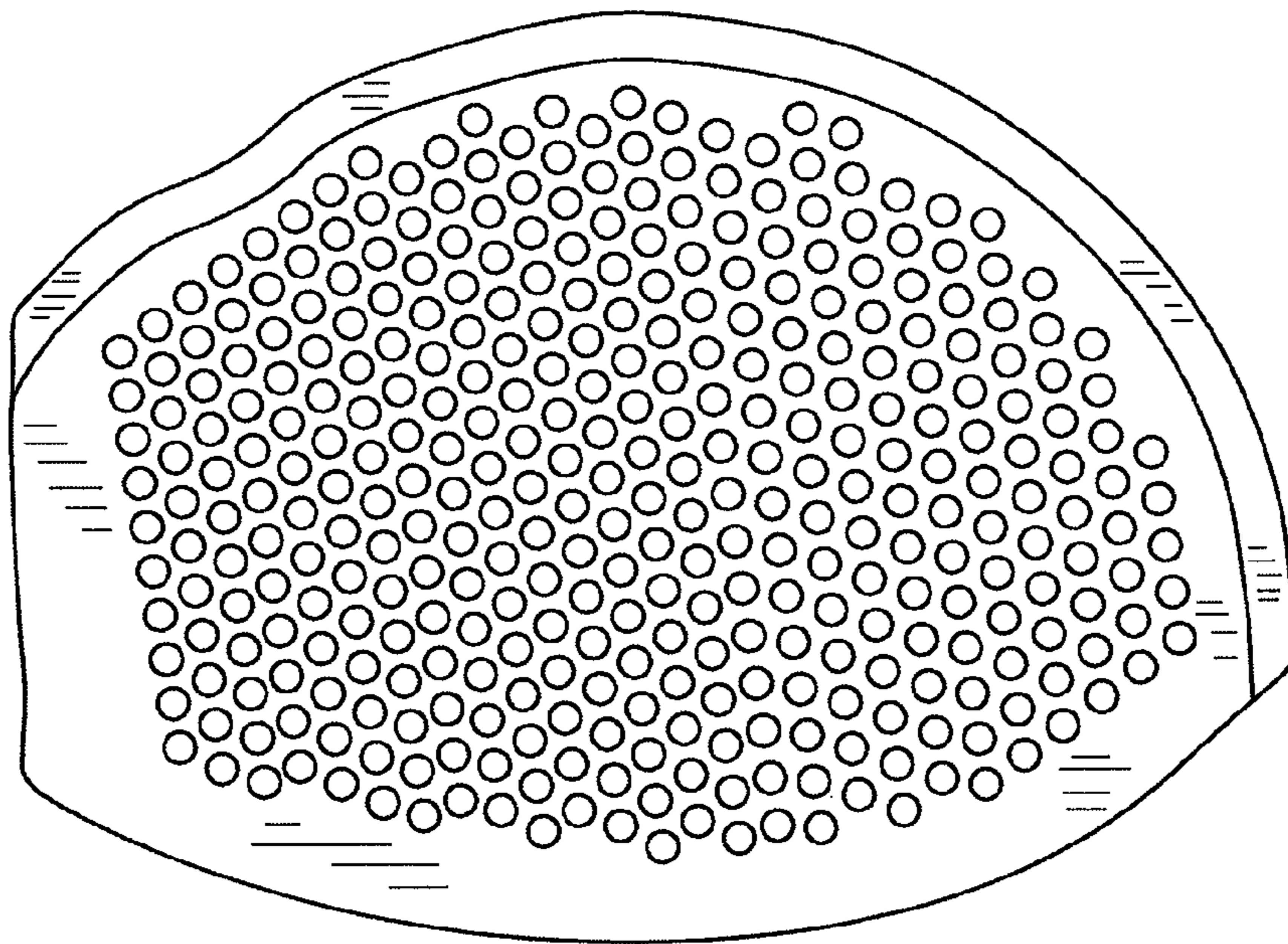


FIG. 3

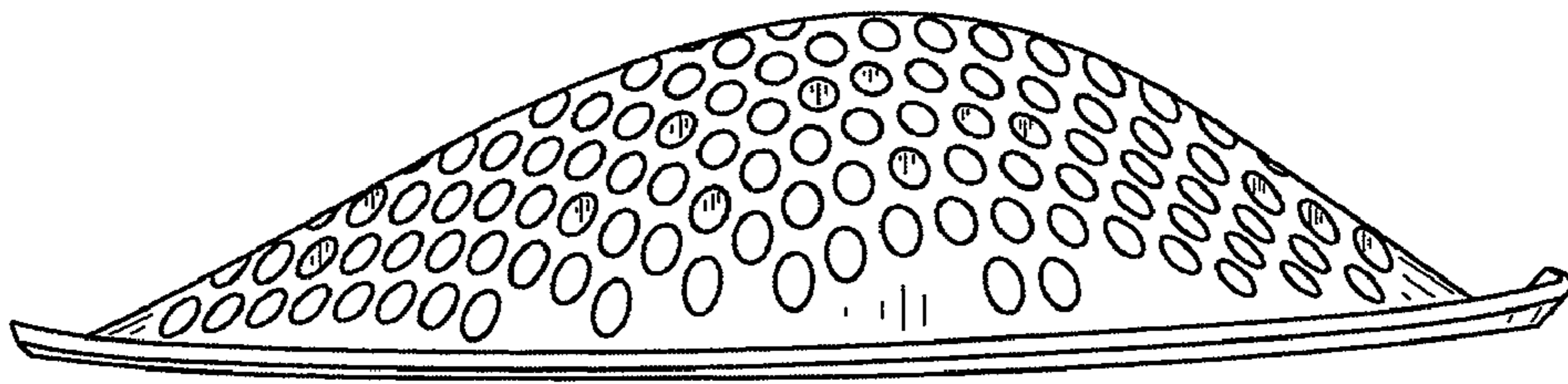


FIG. 4

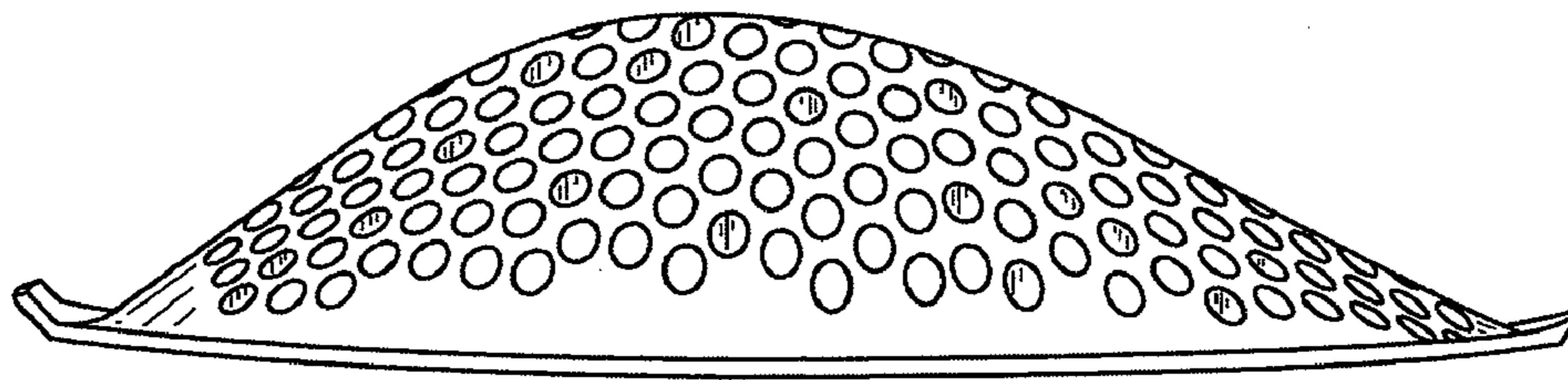


FIG. 5

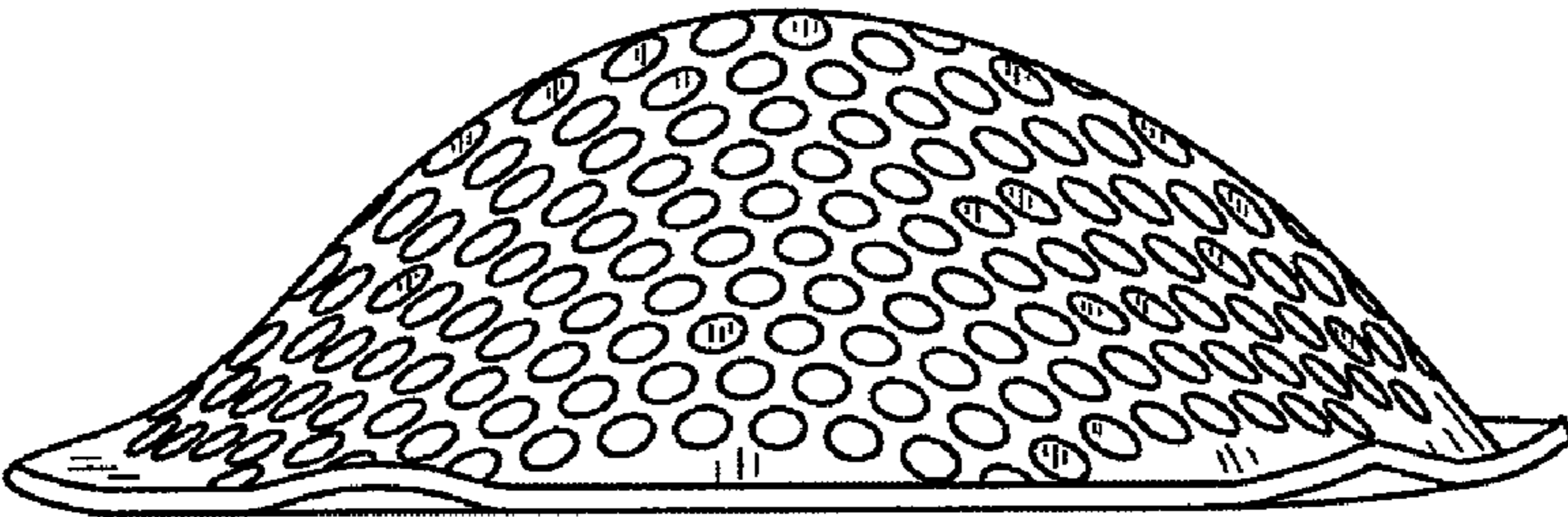


FIG. 6

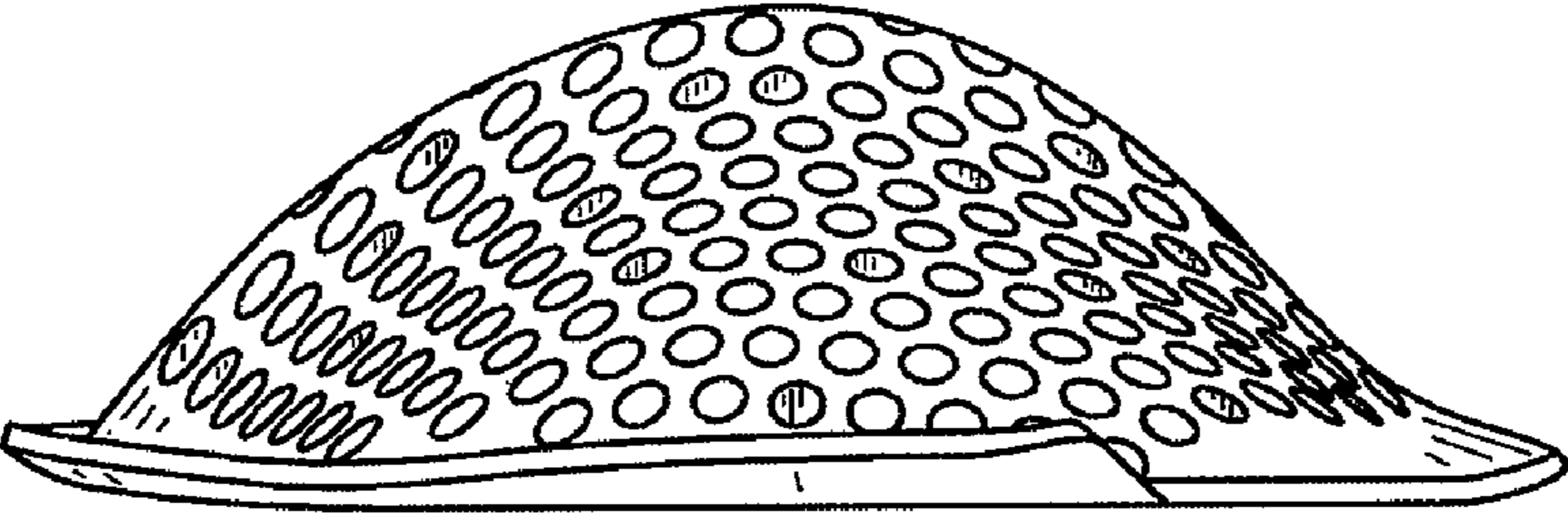


FIG. 7