



US00D628740S

(12) **United States Design Patent**  
**Arbel**

(10) **Patent No.:** **US D628,740 S**

(45) **Date of Patent:** **\*\* Dec. 7, 2010**

(54) **BLOWN GLASS PENDANT FOR  
DECORATIVE LIGHT FIXTURES**

(75) Inventor: **Omer Arbel**, Vancouver (CA)

(73) Assignee: **Bocci Design & Manufacturing Inc.**,  
Vancouver, B.C. (CA)

(\*\*) Term: **14 Years**

(21) Appl. No.: **29/316,079**

(22) Filed: **Aug. 21, 2009**

**Related U.S. Application Data**

(63) Continuation-in-part of application No. 29/315,542,  
filed on Jul. 2, 2009.

(51) **LOC (9) Cl.** ..... **26-99**

(52) **U.S. Cl.** ..... **D26/128**

(58) **Field of Classification Search** ..... D26/154,  
D26/131, 128, 155, 25, 81, 85, 86, 113, 118,  
D26/119, 123, 124, 129, 130, 143, 144; D11/89,  
D11/90, 91, 92, 1, 2, 26, 27, 28, 29; 362/237,  
362/257, 351, 350, 356, 363, 806  
See application file for complete search history.

(56) **References Cited**

**U.S. PATENT DOCUMENTS**

595,636	A	12/1897	Kuhnert	
D100,102	S	6/1936	Halvorson	
D125,312	S	2/1941	Logan	
2,629,044	A *	2/1953	Marfisi	40/431
2,871,343	A *	1/1959	Whitney	362/363
3,336,474	A *	8/1967	Leibl	362/363
D215,174	S *	9/1969	Denson	D26/128
D218,474	S *	8/1970	Devine	D26/131
D222,105	S *	9/1971	Encausse	D27/156
D254,155	S *	2/1980	Allen	D26/104
D261,559	S *	10/1981	Palka et al.	D26/87
D280,446	S *	9/1985	Ishii	D26/130
D287,107	S *	12/1986	Bergeron et al.	D10/121
D297,717	S *	9/1988	Chu	D10/104
D302,867	S *	8/1989	Dennis et al.	D26/110

D314,455	S *	2/1991	Morton	D30/160
5,021,935	A *	6/1991	Gary	362/237
D370,642	S *	6/1996	Stafford	D11/90
D384,589	S *	10/1997	Loach	D10/114
5,685,635	A *	11/1997	Barthelmess	362/249.08
D387,448	S *	12/1997	Barthelmess	D26/25
D392,764	S *	3/1998	Balish, Jr.	D26/85
D395,715	S *	6/1998	Queen	D26/24
5,868,490	A *	2/1999	Barthelmess	362/249.16
D419,961	S *	2/2000	Weatherill	D13/154
D422,376	S *	4/2000	Yoshikawa	D26/130
6,076,946	A *	6/2000	Brouillette et al.	362/362
D438,332	S *	2/2001	Pratt	D26/131
6,299,332	B1 *	10/2001	Huang	362/363
6,338,565	B1 *	1/2002	Fager et al.	362/363
D462,296	S *	9/2002	Bates et al.	D11/146
D467,360	S *	12/2002	Wang	D26/4
D467,361	S *	12/2002	Chang	D26/4

(Continued)

*Primary Examiner*—Cathron C Brooks

*Assistant Examiner*—Kevin K Rudzinski

(74) *Attorney, Agent, or Firm*—Todd N. Hathaway

(57)

**CLAIM**

The ornamental design for a blown glass pendant for decorative light fixtures, as shown and described.

**DESCRIPTION**

FIG. 1 is a front elevational view thereof;

FIG. 2 is a right-side elevational view thereof;

FIG. 3 is a left-side elevational view thereof;

FIG. 4 is a rear elevational view thereof;

FIG. 5 is a top plan view thereof;

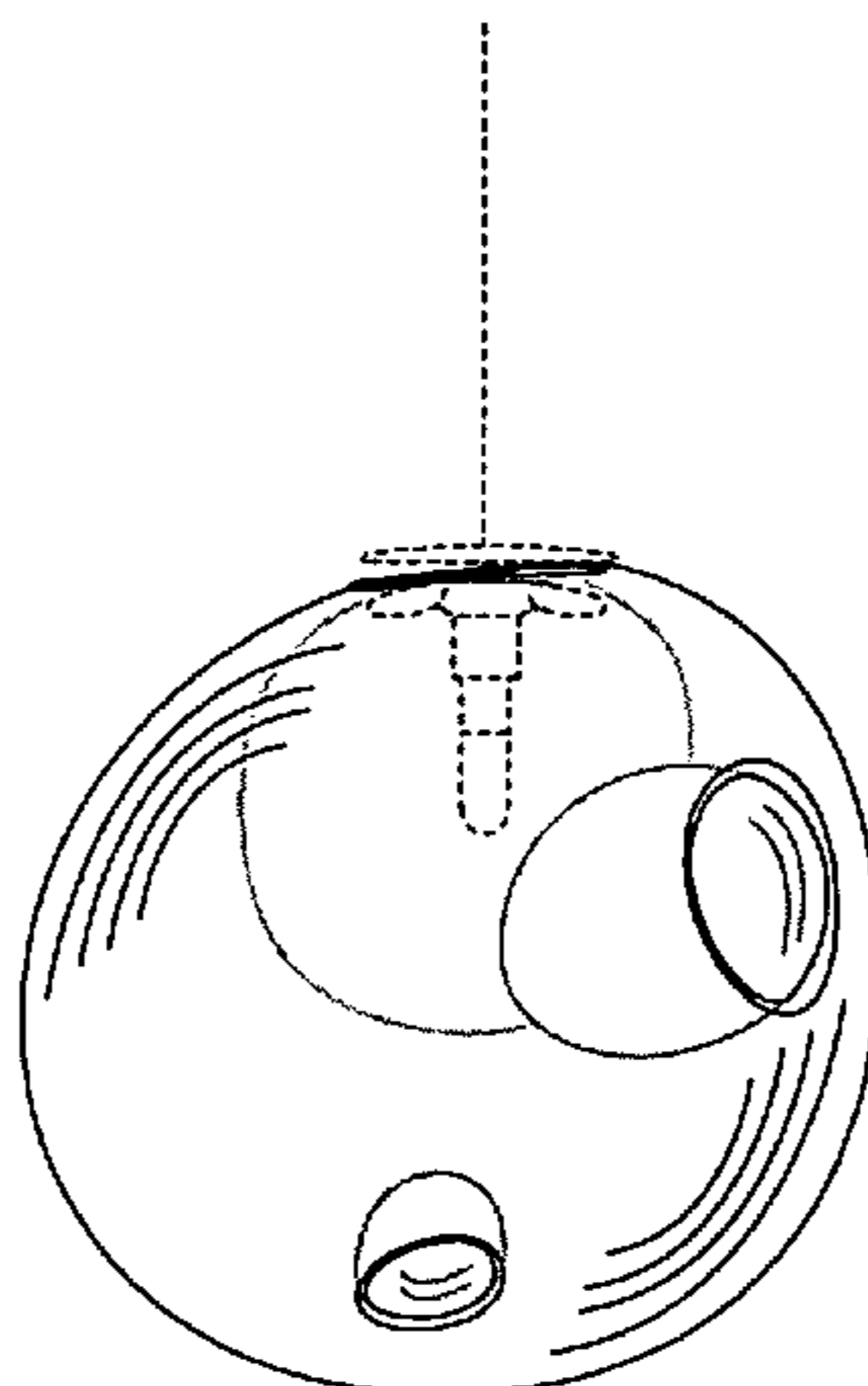
FIG. 6 is a bottom plan view thereof;

FIG. 7 is a top perspective view thereof; and,

FIG. 8 is a front perspective thereof.

The broken lines shown in the drawings are directed towards environment and unclaimed portions of the pendant, and form no part of the claimed design.

**1 Claim, 4 Drawing Sheets**



# US D628,740 S

Page 2

---

## U.S. PATENT DOCUMENTS

D479,757 S	9/2003	Fickas et al.				
D481,155 S	10/2003	Cline et al.				
D481,157 S	10/2003	Fickas et al.				
D481,489 S	10/2003	Cline et al.				
D489,285 S *	5/2004	Zinn .....	D11/131			
D494,310 S	8/2004	Cline et al.				
D495,822 S *	9/2004	Yoneda .....	D26/124			
D505,513 S *	5/2005	Rugee .....	D26/92			
D521,681 S *	5/2006	Xu .....	D27/148			
D525,375 S *	7/2006	Funck et al. ....	D26/26			
D536,479 S *	2/2007	Rugee .....	D26/137			
D537,185 S	2/2007	Gehry				
D547,887 S *	7/2007	Titmarsh .....	D26/25			
D556,361 S *	11/2007	Arbel .....	D26/88			
D559,427 S	1/2008	Zupan				
D565,238 S	3/2008	Lee				
D577,456 S *	9/2008	Schwendinger et al. ....	D26/72			
D594,606 S *	6/2009	DeSeguirant, Jr. ....	D30/160			
2002/0141184 A1 *	10/2002	Shieh .....	362/252			
2003/0043580 A1 *	3/2003	Hsu .....	362/249			
2003/0223238 A1 *	12/2003	Hsu et al. ....	362/255			
2004/0233660 A1 *	11/2004	Hsu .....	362/96			

\* cited by examiner

Fig. 1

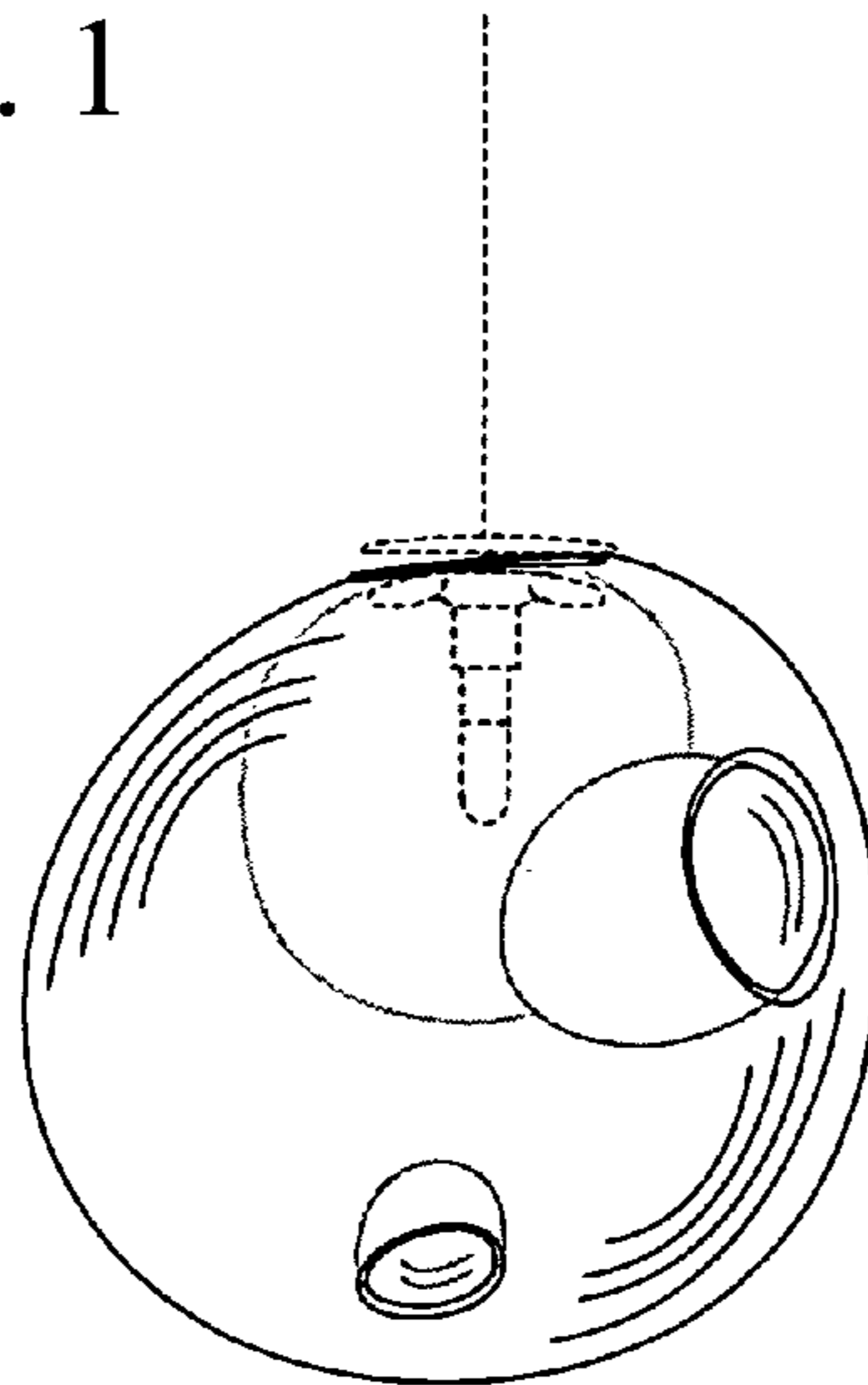


Fig. 2

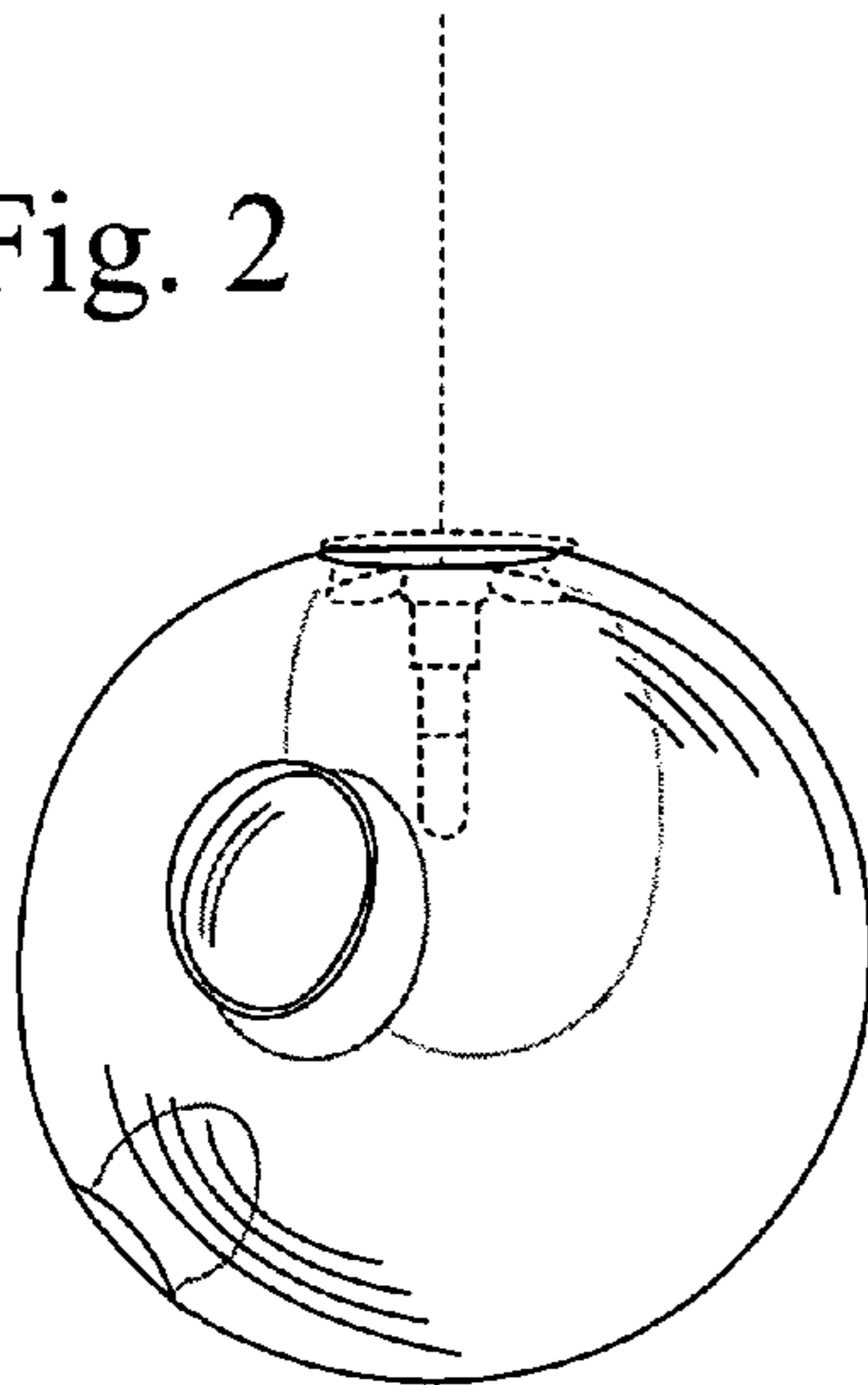


Fig. 3

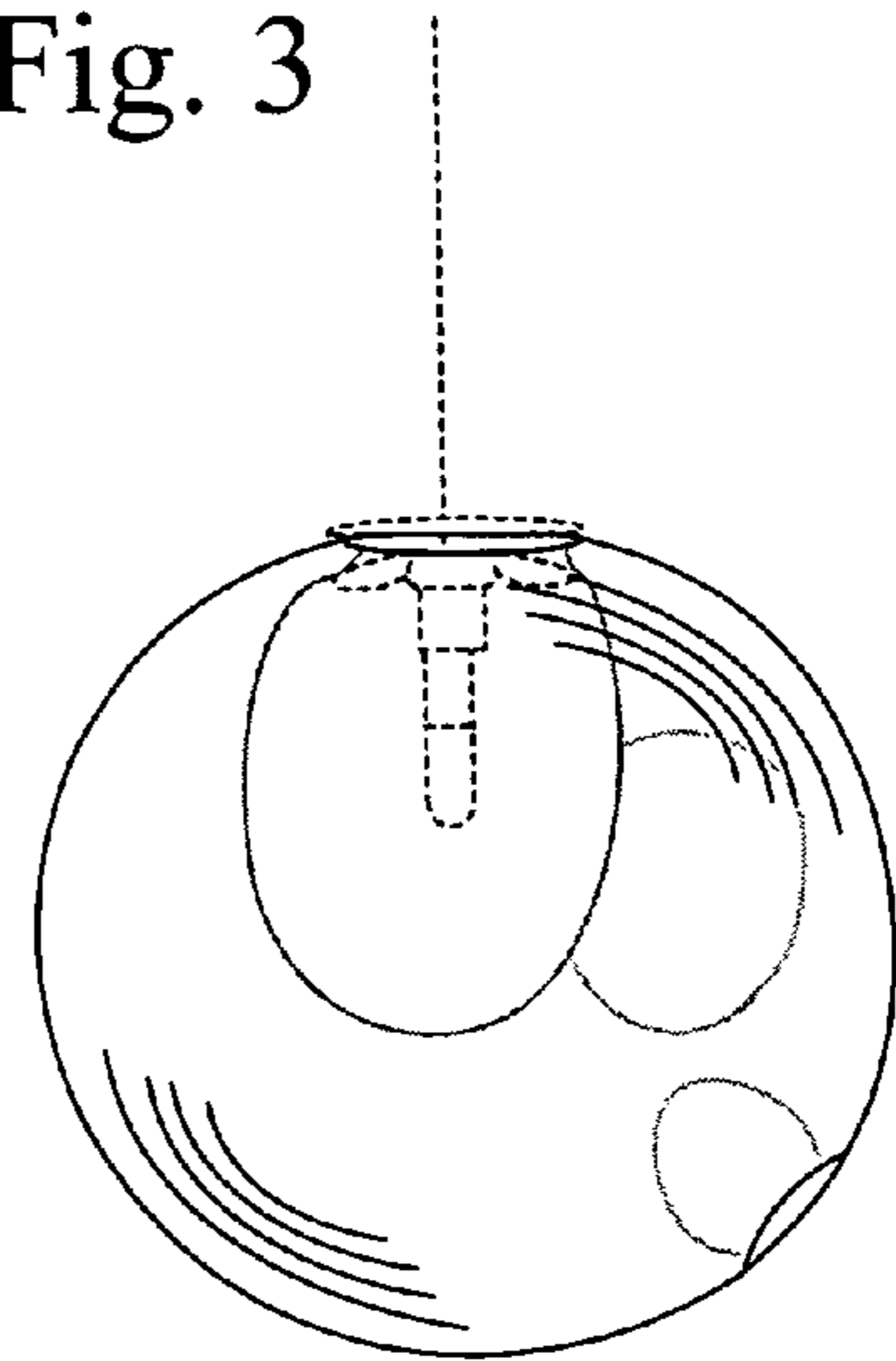


Fig. 4

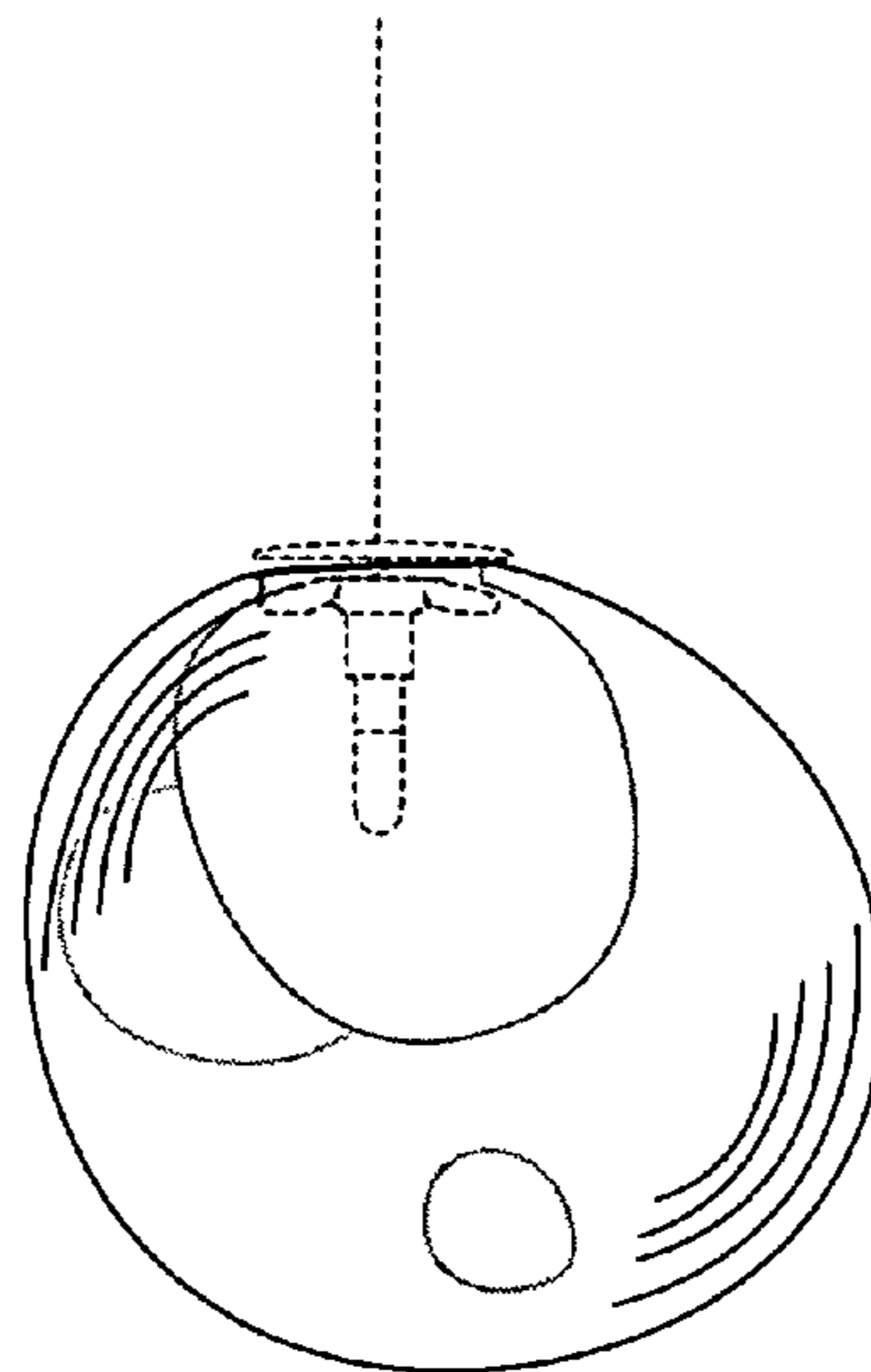


Fig. 5

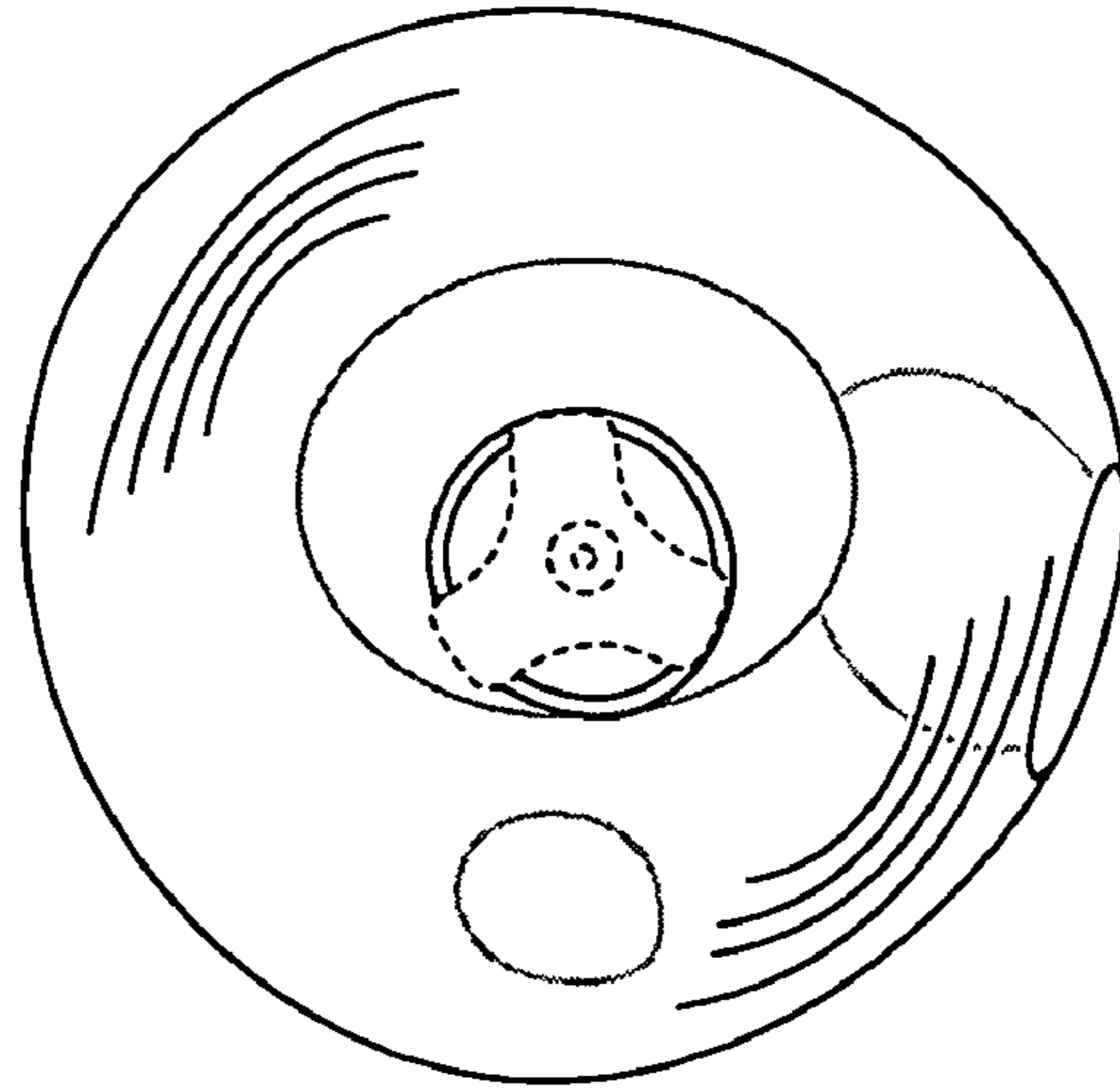


Fig. 6

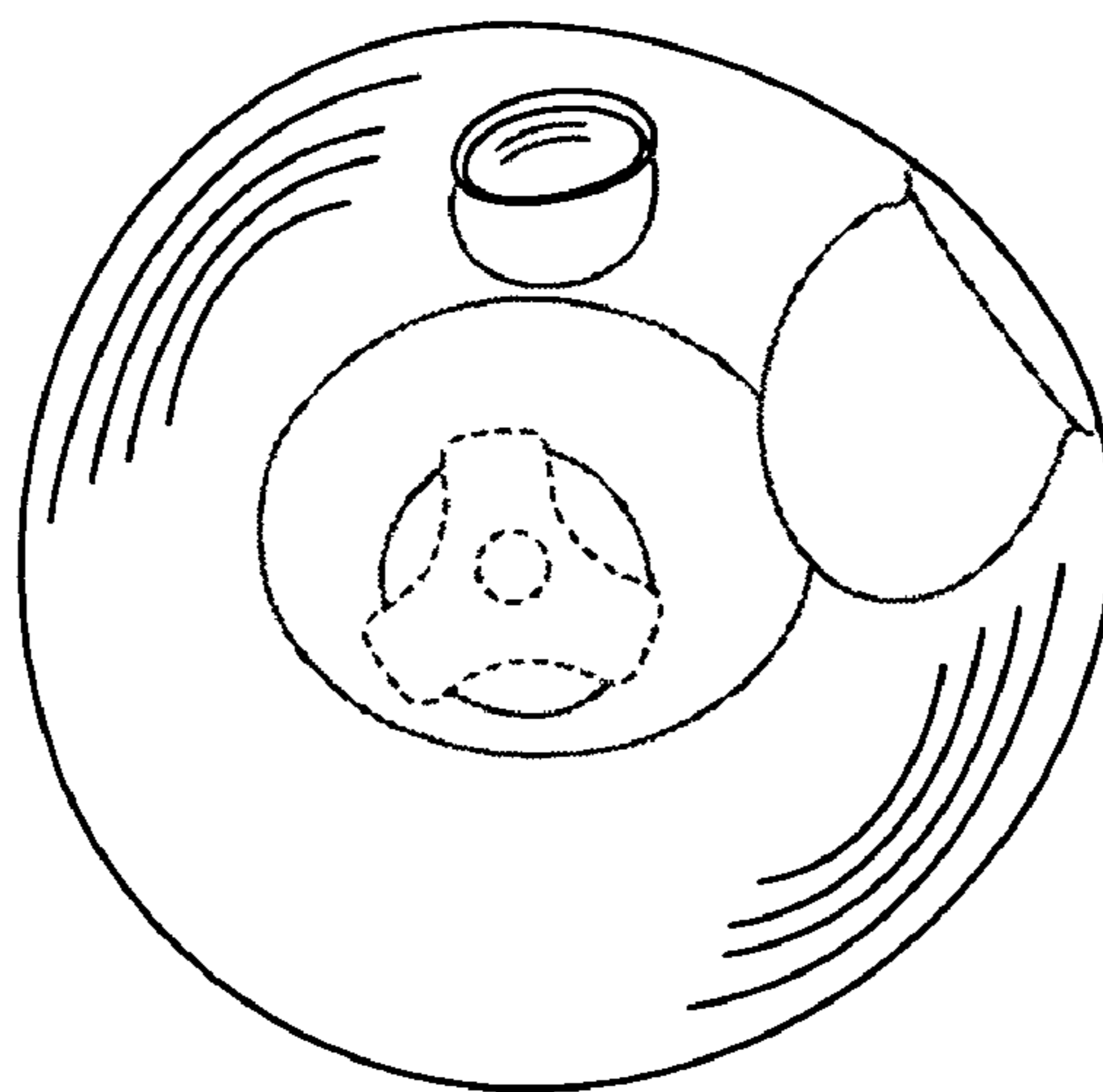


Fig. 7




Fig. 8

