



US00D628737S

(12) **United States Design Patent**
van den Akker

(10) **Patent No.:** **US D628,737 S**

(45) **Date of Patent:** **** Dec. 7, 2010**

(54) **LUMINAIRE**

(75) Inventor: **Emmanuel van den Akker,**
Moerbeke-Waas (BE)

(73) Assignee: **Koninklijke Philips Electronics N.V.,**
Eindhoven (NL)

(**) Term: **14 Years**

(21) Appl. No.: **29/350,829**

(22) Filed: **Nov. 24, 2009**

(30) **Foreign Application Priority Data**

May 26, 2009 (EM) 001139984-0003

(51) **LOC (9) Cl.** **26-03**

(52) **U.S. Cl.** **D26/89**

(58) **Field of Classification Search** D26/59,
D26/74, 85, 88, 89, 91, 128, 131-134; D23/377;
362/147, 404-408, 347-351, 361, 453-456
See application file for complete search history.

(56) **References Cited**

U.S. PATENT DOCUMENTS

D47,642 S * 7/1915 Dixon D26/132
D85,517 S * 11/1931 Ecker D26/24

D115,971 S * 8/1939 Stewart D26/123
2,602,135 A * 7/1952 Nordquist 362/479
D190,387 S * 5/1961 Nordquist D26/89
D288,007 S * 1/1987 Jonas et al. D26/51
D328,650 S * 8/1992 Jones D26/85
D389,597 S * 1/1998 Gismondi D26/74
D493,907 S * 8/2004 Benensohn D26/89
D570,022 S * 5/2008 Ertze D26/59
D601,744 S * 10/2009 Sakuma D26/89

* cited by examiner

Primary Examiner—Clare E Heflin


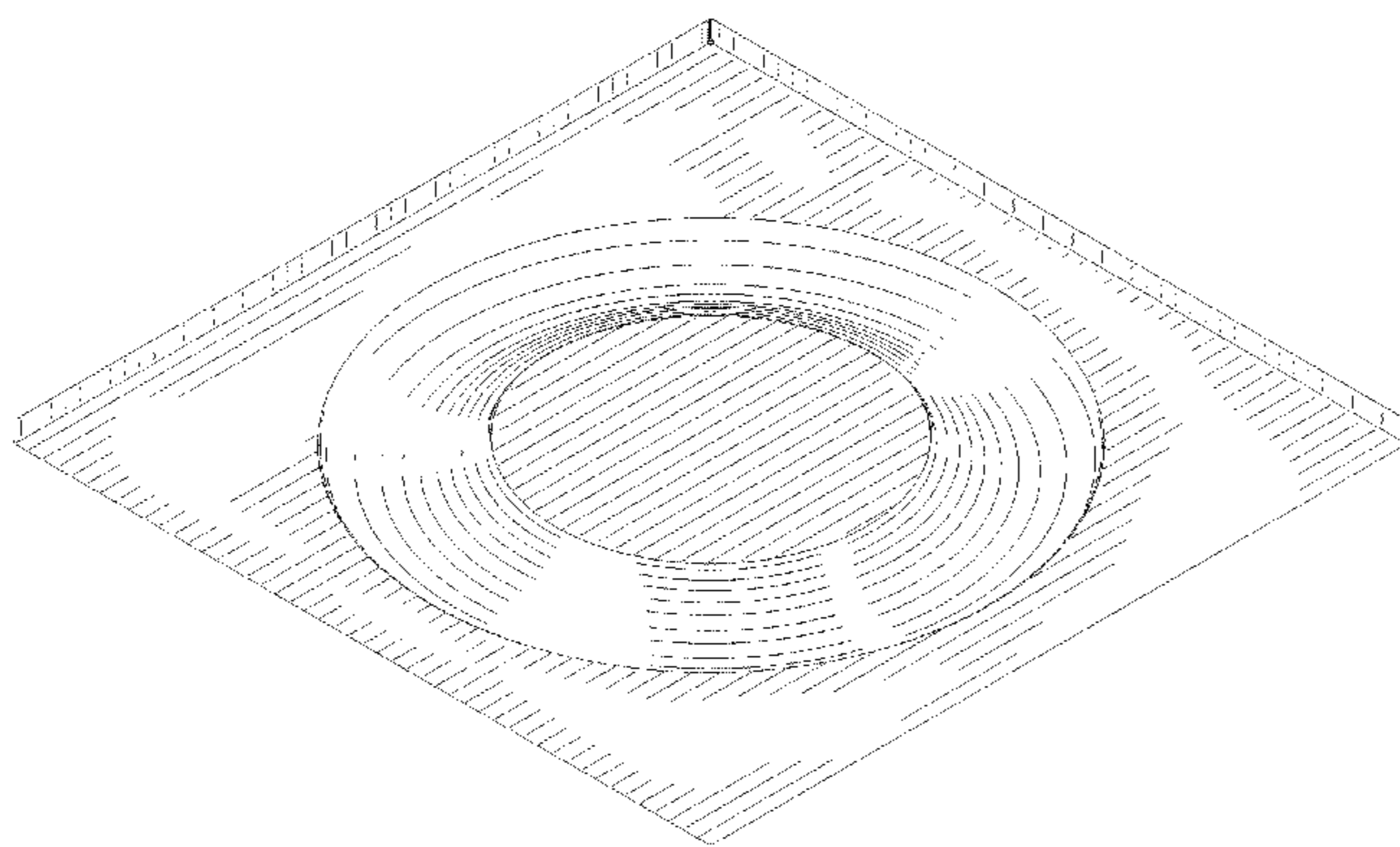
(57) **CLAIM**

The ornamental design for a luminaire, as shown.

DESCRIPTION

FIG. 1 is a perspective view showing my design;
FIG. 2 is a front elevational view thereof;
FIG. 3 is a rear elevational view thereof;
FIG. 4 is a right side elevational view thereof;
FIG. 5 is a left side elevational view thereof;
FIG. 6 is a top plan view thereof; and,
FIG. 7 is a bottom plan view thereof.

1 Claim, 4 Drawing Sheets



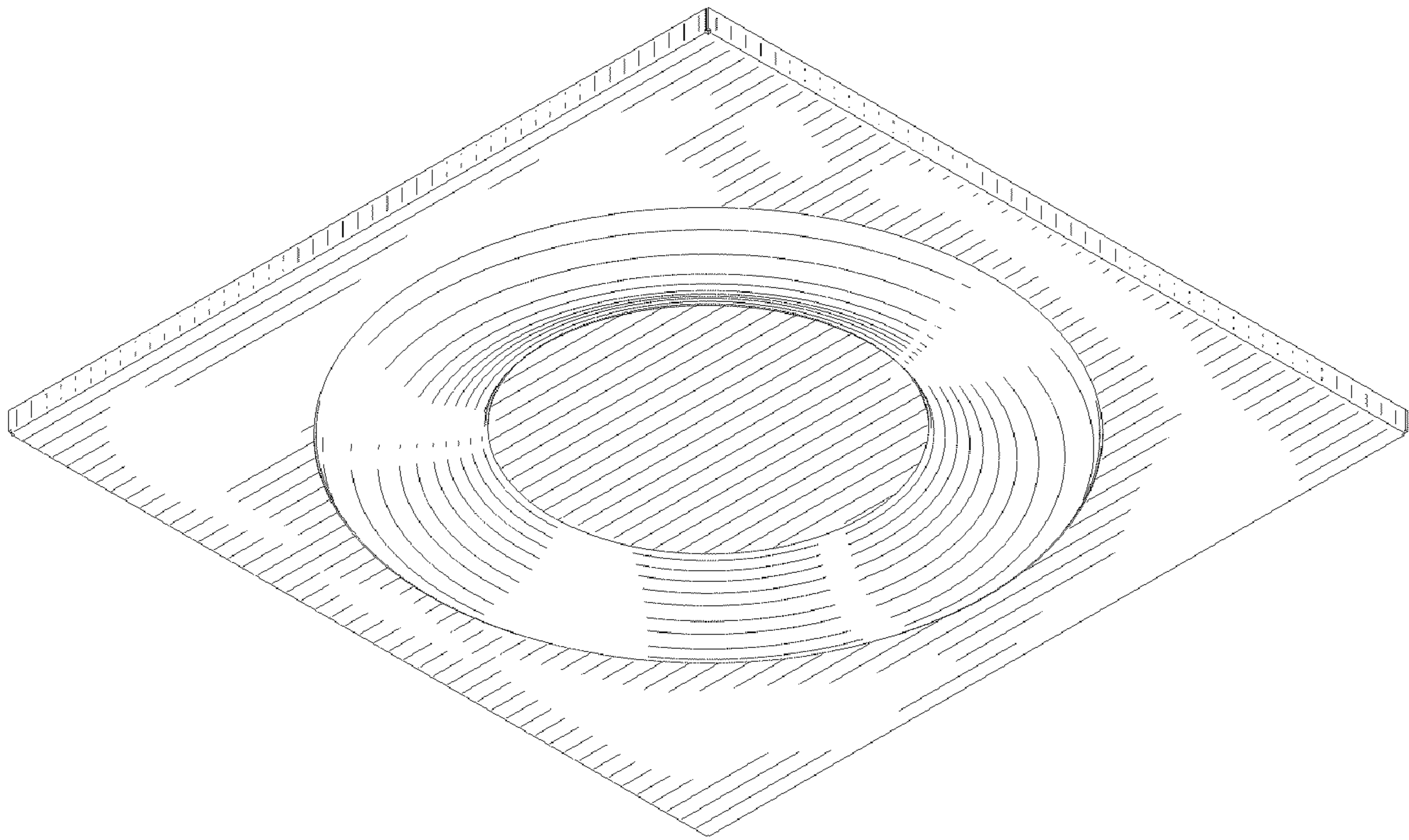


FIG.1




FIG. 2

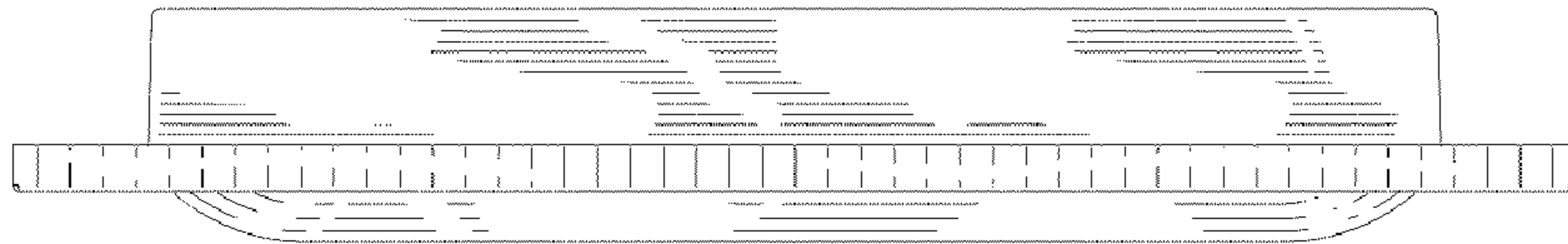


FIG. 3

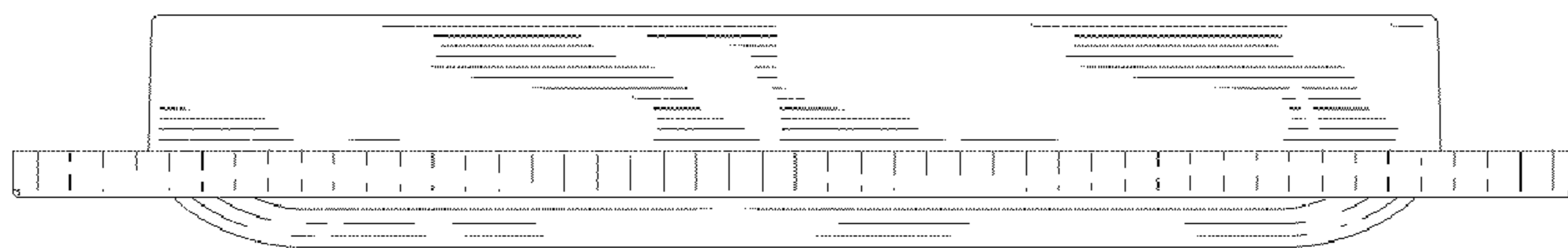


FIG. 4




FIG. 5




FIG.6




FIG. 7