

US00D628735S

(12) **United States Design Patent**
Chen

(10) **Patent No.:** **US D628,735 S**

(45) **Date of Patent:** **** Dec. 7, 2010**

(54) **LIGHT FIXTURE**

(76) **Inventor:** **Chia-Teh Chen**, 5F, No. 30, Yi Shien Rd., Taipei (TW)

(**) **Term:** **14 Years**

(21) **Appl. No.:** **29/362,479**

(22) **Filed:** **May 26, 2010**

(51) **LOC (9) Cl.** **26-03**

(52) **U.S. Cl.** **D26/81; D26/84**

(58) **Field of Classification Search** D26/80-88,
D26/143, 144; 362/147, 404-408, 431, 432
See application file for complete search history.

(56) **References Cited**

U.S. PATENT DOCUMENTS

D52,603 S	*	10/1918	Crowell	D26/84
D63,586 S	*	12/1923	Poritz	D26/84
D69,418 S	*	2/1926	Villaret	D26/84
D70,726 S	*	8/1926	Aglow	D26/84
D72,644 S	*	5/1927	Villaret	D26/84
D73,481 S	*	9/1927	Boehringer	D26/84
D84,589 S	*	7/1931	Ohm	D26/81
D431,309 S	*	9/2000	Hsieh	D26/84
D453,389 S	*	2/2002	Phillips	D26/84

D483,513 S	*	12/2003	Dolan	D26/81
D520,174 S	*	5/2006	Chen	D26/81
D534,295 S	*	12/2006	Chen	D26/81
D535,776 S	*	1/2007	Dolan	D26/84

* cited by examiner

Primary Examiner—Clare E Heflin

(74) *Attorney, Agent, or Firm*—C. G. Mersereau; Nikolai & Mersereau, P.A.

(57) **CLAIM**

The ornamental design for a “light fixture,” as shown and described.

DESCRIPTION

FIG. 1 is a perspective view of a “light fixture” showing my design;

FIG. 2 is a front view thereof;

FIG. 3 is a rear view thereof;



FIG. 4 is a left side view thereof;

FIG. 5 is a right side view thereof;

FIG. 6 is a top view thereof; and,

FIG. 7 is a bottom view thereof.

1 Claim, 7 Drawing Sheets






FIG. 1




FIG. 2




FIG. 3




FIG. 4




FIG. 5




FIG. 6




FIG. 7