



US00D628724S

(12) **United States Design Patent**
Nakayama

(10) **Patent No.:** **US D628,724 S**
(45) **Date of Patent:** **** Dec. 7, 2010**

(54) **REAR COMBINATION LAMP FOR AN AUTOMOBILE**

D553,268 S * 10/2007 Pfeiffer D26/28
D553,269 S * 10/2007 Pfeiffer et al. D26/28
D561,357 S * 2/2008 Leclercq D26/28
D565,211 S * 3/2008 Haller et al. D26/28

(75) Inventor: **Ryo Nakayama**, Saitama (JP)

* cited by examiner

(73) Assignee: **Honda Motor Co., Ltd.**, Tokyo (JP)

Primary Examiner—Marcus A Jackson

(**) Term: **14 Years**

(74) *Attorney, Agent, or Firm*—Westerman, Hattori, Daniels & Adrian, LLP

(21) Appl. No.: **29/354,759**

(22) Filed: **Jan. 28, 2010**

(57) **CLAIM**

(30) **Foreign Application Priority Data**

What is claimed is; the ornamental design for, a rear combination lamp for an automobile, as shown and described.

Aug. 13, 2009 (JP) 2009-018649

DESCRIPTION

(51) **LOC (9) Cl.** **26-06**

FIG. 1 is a perspective view of a rear combination lamp for an automobile, showing our new design;

(52) **U.S. Cl.** **D26/28**

FIG. 2 is a front elevation view thereof;

(58) **Field of Classification Search** D26/28-36;
362/459-468, 475-478, 485-487
See application file for complete search history.

FIG. 3 is a top plan view thereof; and,

FIG. 4 is a right side elevation view thereof.

The broken lines are for illustrative purposes only and form no part of the claimed design.

(56) **References Cited**

U.S. PATENT DOCUMENTS

D549,363 S * 8/2007 Pfeiffer D26/28
D552,769 S * 10/2007 Leclercq D26/28

1 Claim, 2 Drawing Sheets

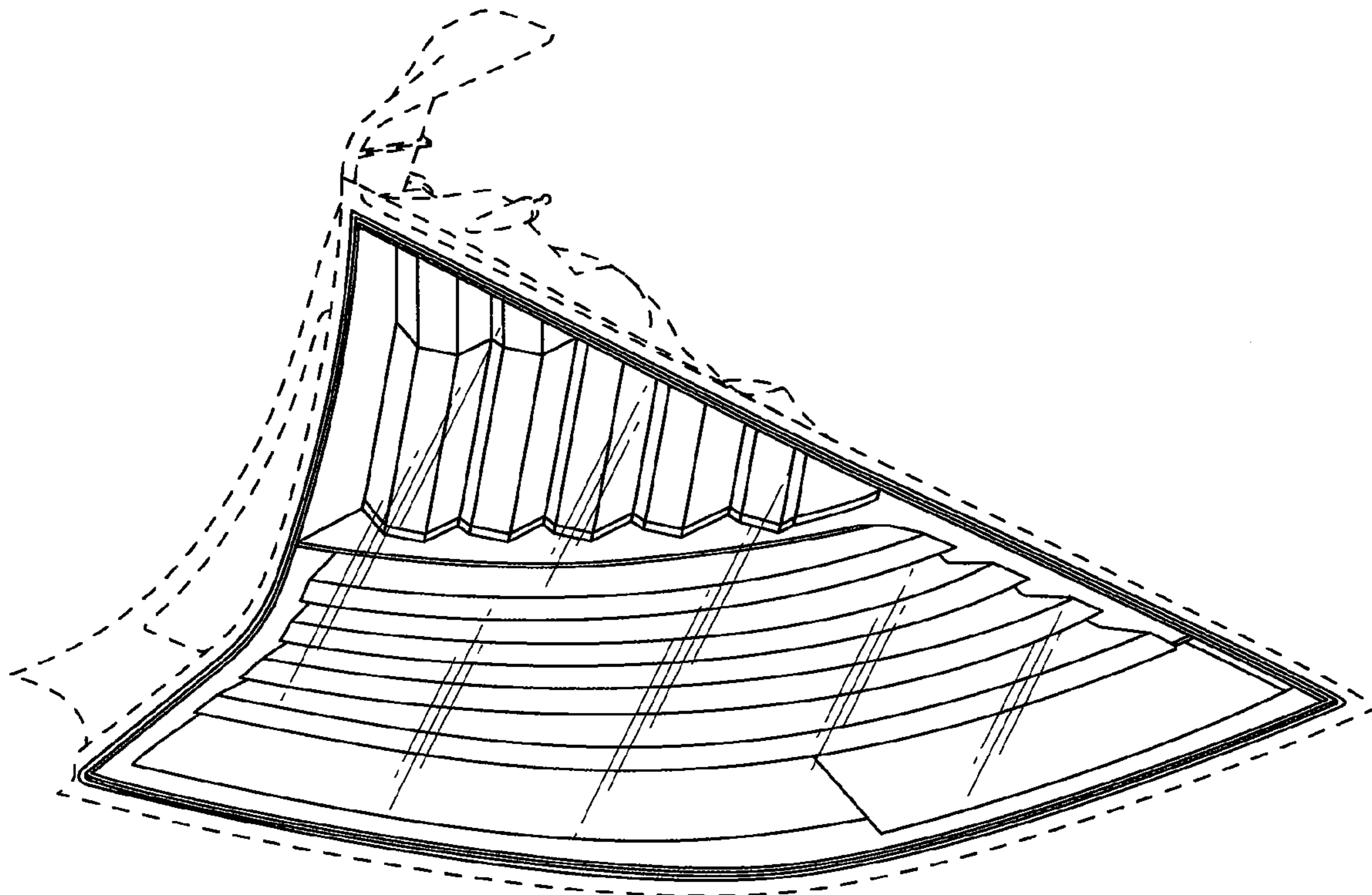


Fig.1

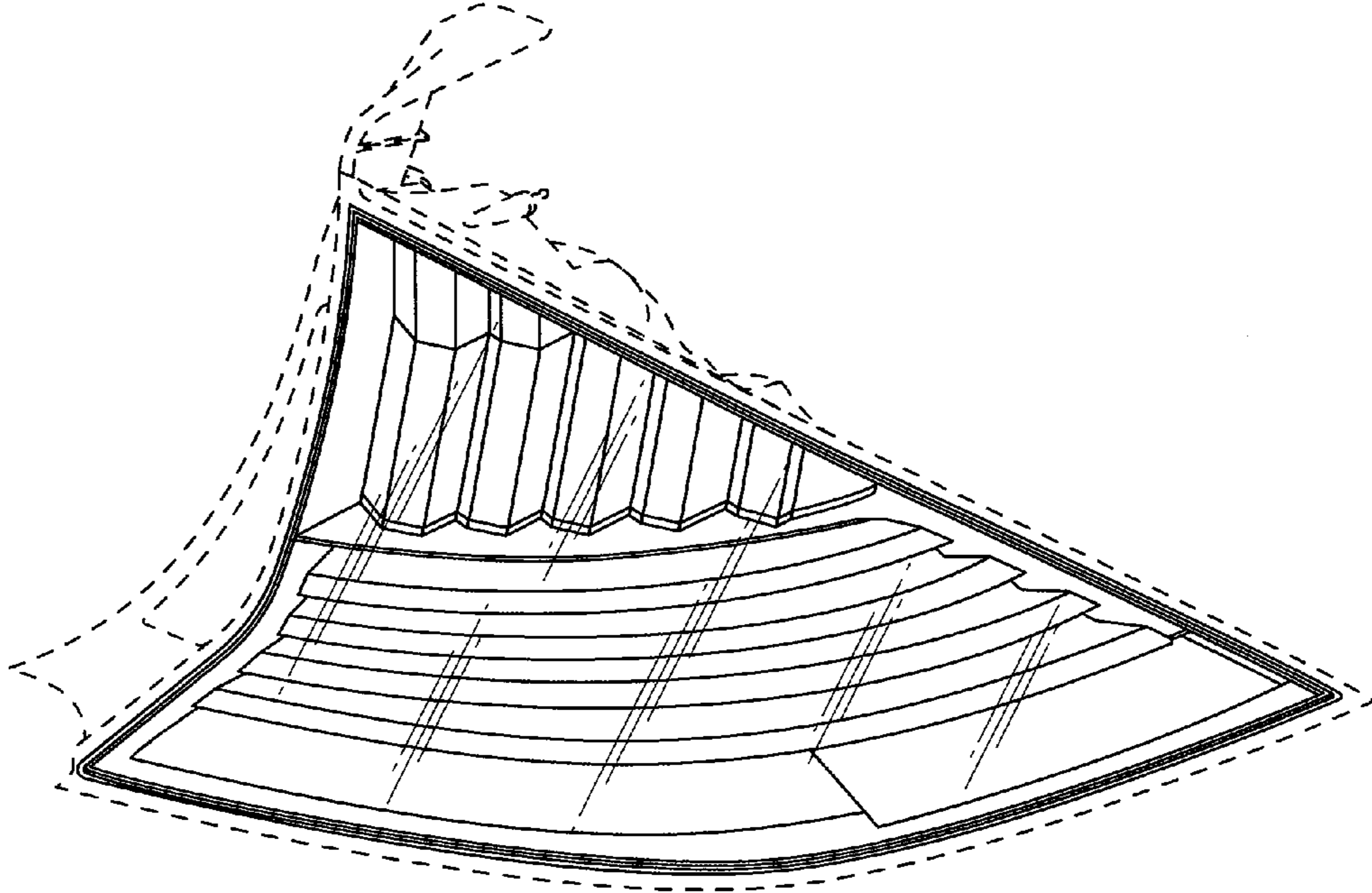


Fig.2

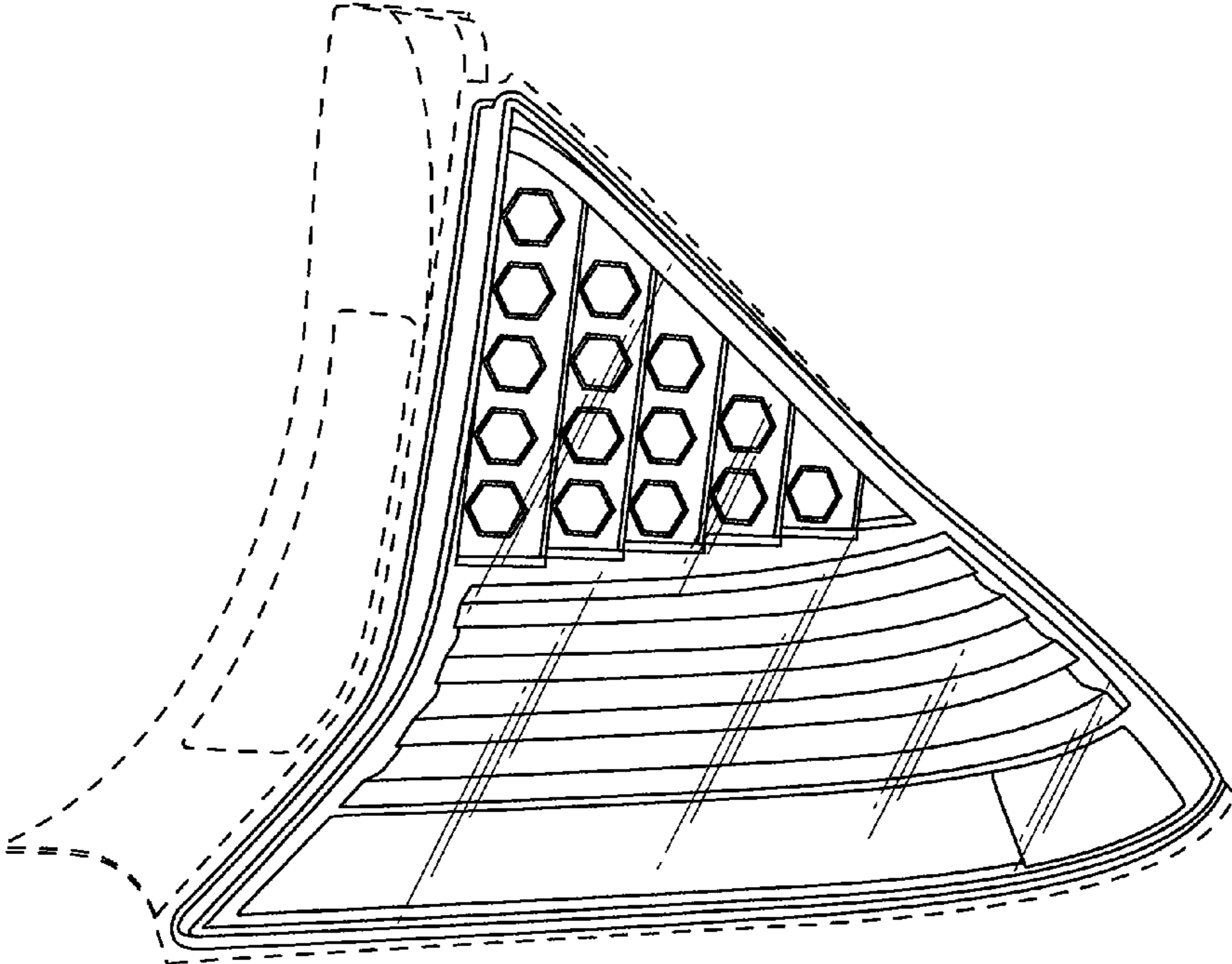


Fig.3

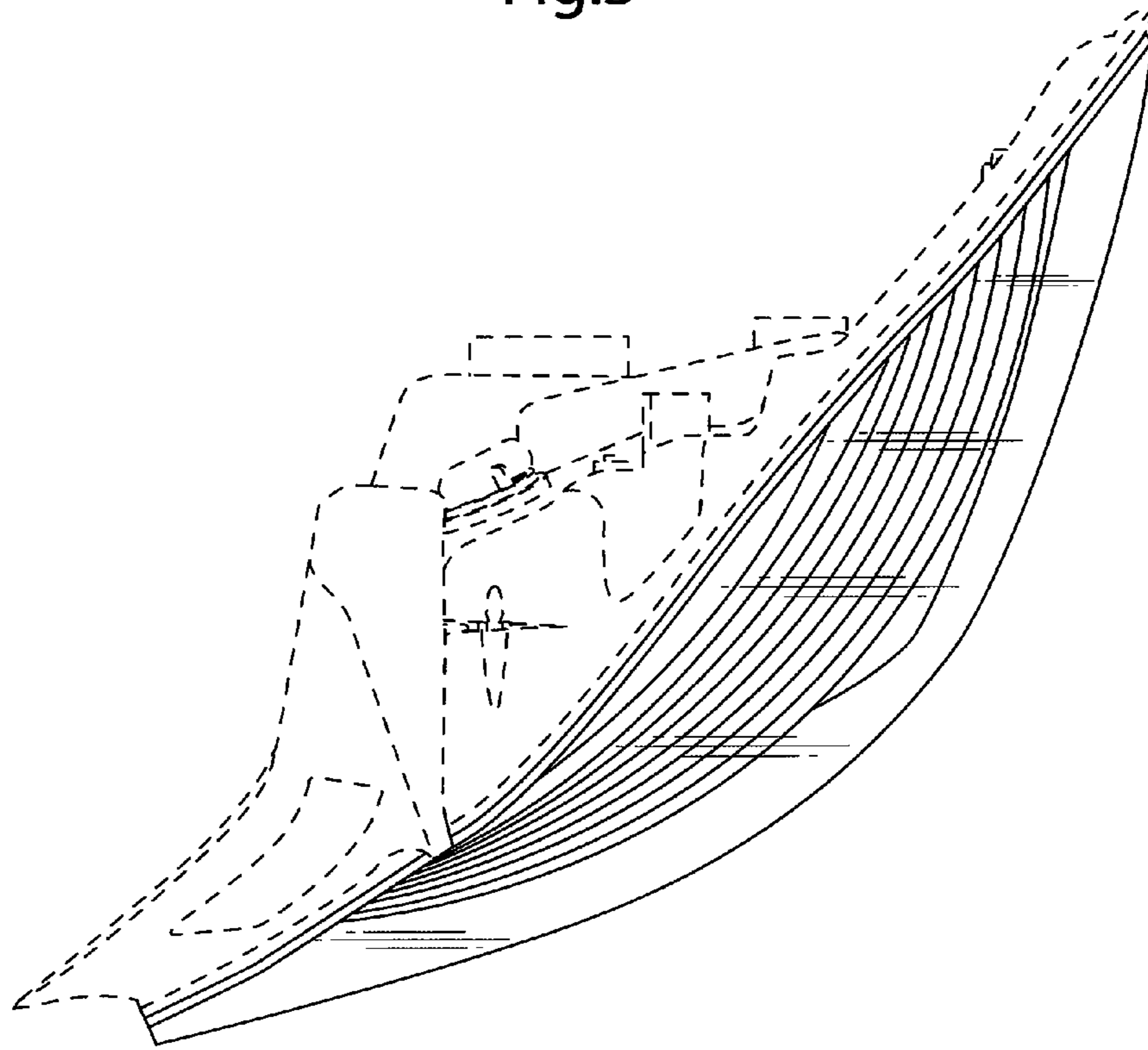


Fig.4

