



US00D628686S

(12) **United States Design Patent**
Motonishi et al.

(10) **Patent No.:** **US D628,686 S**

(45) **Date of Patent:** **** Dec. 7, 2010**

(54) **AIR CONDITIONER**

(75) Inventors: **Kazuo Motonishi**, Kawasaki (JP);
Hiroshi Kobayashi, Kawasaki (JP)

(73) Assignee: **Fujitsu General Limited**,
Kanagawa-ken (JP)

(**) Term: **14 Years**

(21) Appl. No.: **29/358,489**

(22) Filed: **Mar. 29, 2010**

(30) **Foreign Application Priority Data**

Sep. 30, 2009 (JP) 2009-022609

(51) **LOC (9) Cl.** **23-04**

(52) **U.S. Cl.** **D23/351**

(58) **Field of Classification Search** D23/351-354,
D23/385, 355, 357, 361; 312/236; 62/259.1,
62/259.4, 262-263, 304; 454/330-331, 349-350
See application file for complete search history.

(56) **References Cited**

U.S. PATENT DOCUMENTS

- D529,595 S * 10/2006 Ueno et al. D23/351
- D553,721 S * 10/2007 Seki et al. D23/351
- D565,158 S * 3/2008 Nagahori D23/351
- D579,095 S * 10/2008 Nagahori et al. D23/351
- D580,037 S * 11/2008 Seki et al. D23/351
- D580,038 S * 11/2008 Seki et al. D23/351
- D584,806 S * 1/2009 Oh et al. D23/351
- D593,666 S * 6/2009 Nakamura D23/351

- D599,455 S * 9/2009 Alexanderson D23/351
- D605,265 S * 12/2009 Nakamura et al. D23/351
- D605,266 S * 12/2009 Nakamura et al. D23/351
- D605,267 S * 12/2009 Nakamura et al. D23/351

FOREIGN PATENT DOCUMENTS

JP 1275277 S 5/2006

* cited by examiner

Primary Examiner—Brian N Vinson

(74) *Attorney, Agent, or Firm*—Sughrue Mion, PLLC

(57) **CLAIM**

The ornamental design for an air conditioner, as shown and described.

DESCRIPTION

FIG. 1 is a perspective view of front, bottom and right side of an air conditioner showing our new design;

FIG. 2 is a front view thereof;

FIG. 3 is a right side view thereof, the left side view being mirror image thereof;

FIG. 4 is a top plan view thereof;


FIG. 5 is a bottom view thereof;

FIG. 6 is a rear view thereof; and,

FIG. 7 is a perspective view in operating condition thereof.

The portions of the article in broken lines are shown for illustrative purposes only and form no part of the claimed design.

1 Claim, 7 Drawing Sheets






FIG. 1



FIG. 2

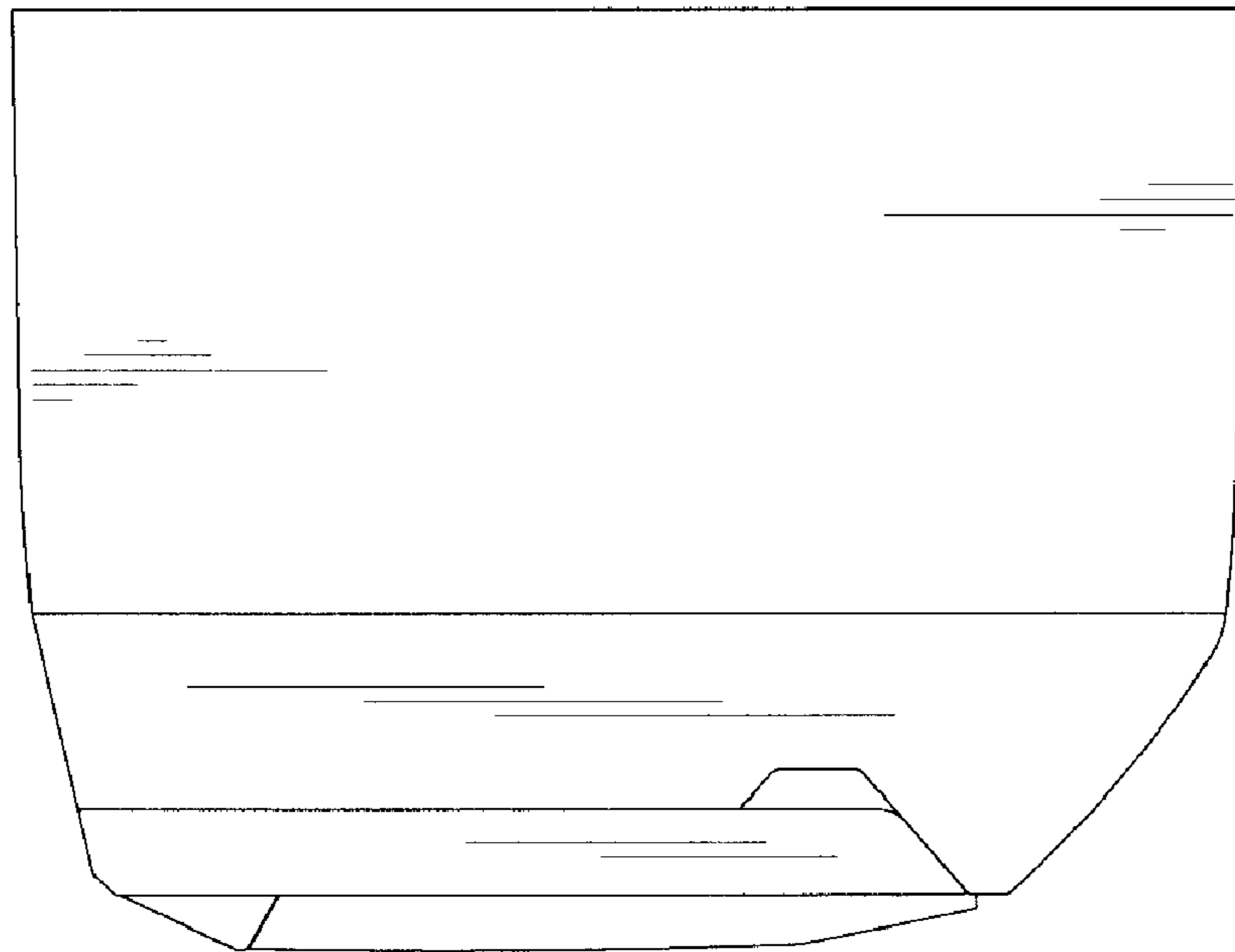


FIG. 3




FIG. 4




FIG. 5




FIG. 6




FIG. 7