



US00D628684S

(12) **United States Design Patent**  
**Reedy**

(10) **Patent No.:** **US D628,684 S**

(45) **Date of Patent:** **\*\* Dec. 7, 2010**

(54) **TUB ENCLOSURE**

(75) Inventor: **Michael Reedy**, Chicago, IL (US)

(73) Assignee: **Masco Bath Corporation**, Moorestown, NJ (US)

(\*\*) Term: **14 Years**

(21) Appl. No.: **29/359,274**

(22) Filed: **Apr. 8, 2010**

(51) **LOC (9) Cl.** ..... **23-02**

(52) **U.S. Cl.** ..... **D23/305**

(58) **Field of Classification Search** ..... D23/279,  
D23/283, 275, 304-305; 4/552, 595

See application file for complete search history.

(56) **References Cited**

**U.S. PATENT DOCUMENTS**

|              |         |                |       |         |
|--------------|---------|----------------|-------|---------|
| D221,760 S * | 9/1971  | Van Skyhawk    | ..... | D23/305 |
| D233,932 S * | 12/1974 | Sylvania       | ..... | D23/275 |
| D345,783 S * | 4/1994  | Kohler, Jr.    | ..... | D23/275 |
| D618,769 S * | 6/2010  | Hoernig et al. | ..... | D23/283 |

\* cited by examiner

*Primary Examiner*—Robert A Delehanty

(74) *Attorney, Agent, or Firm*—Nirav D. Parikh; Edgar A. Zarins; Lora J. Graentzdoerffer

(57) **CLAIM**

The ornamental design for a tub enclosure, as shown and described.

**DESCRIPTION**

FIG. 1 is a front/right side perspective view of a tub enclosure showing my new design;

FIG. 2 is a front elevational view thereof;

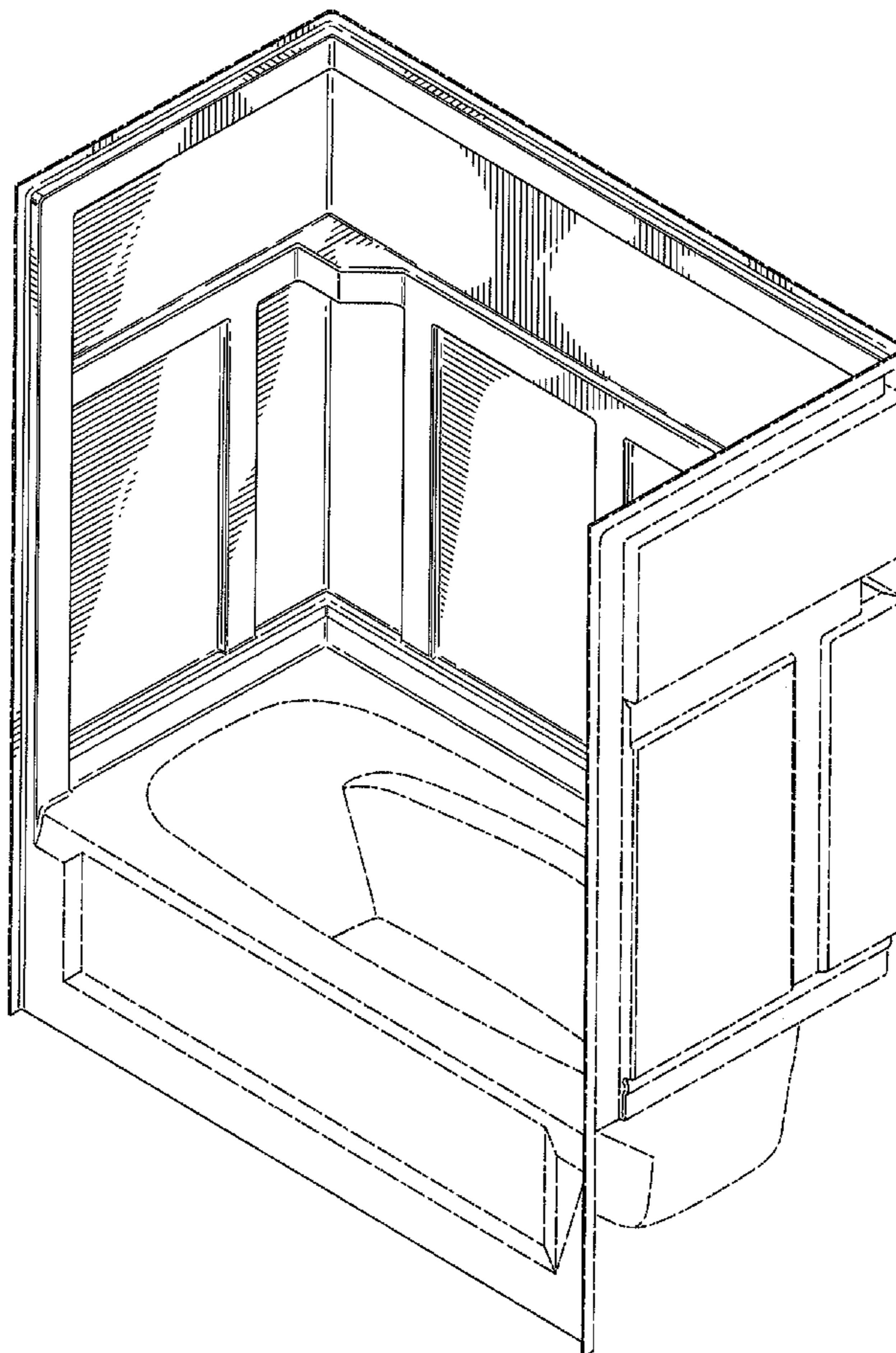
FIG. 3 is a cross-sectional view taken along line 3—3 of FIG. 2 thereof;

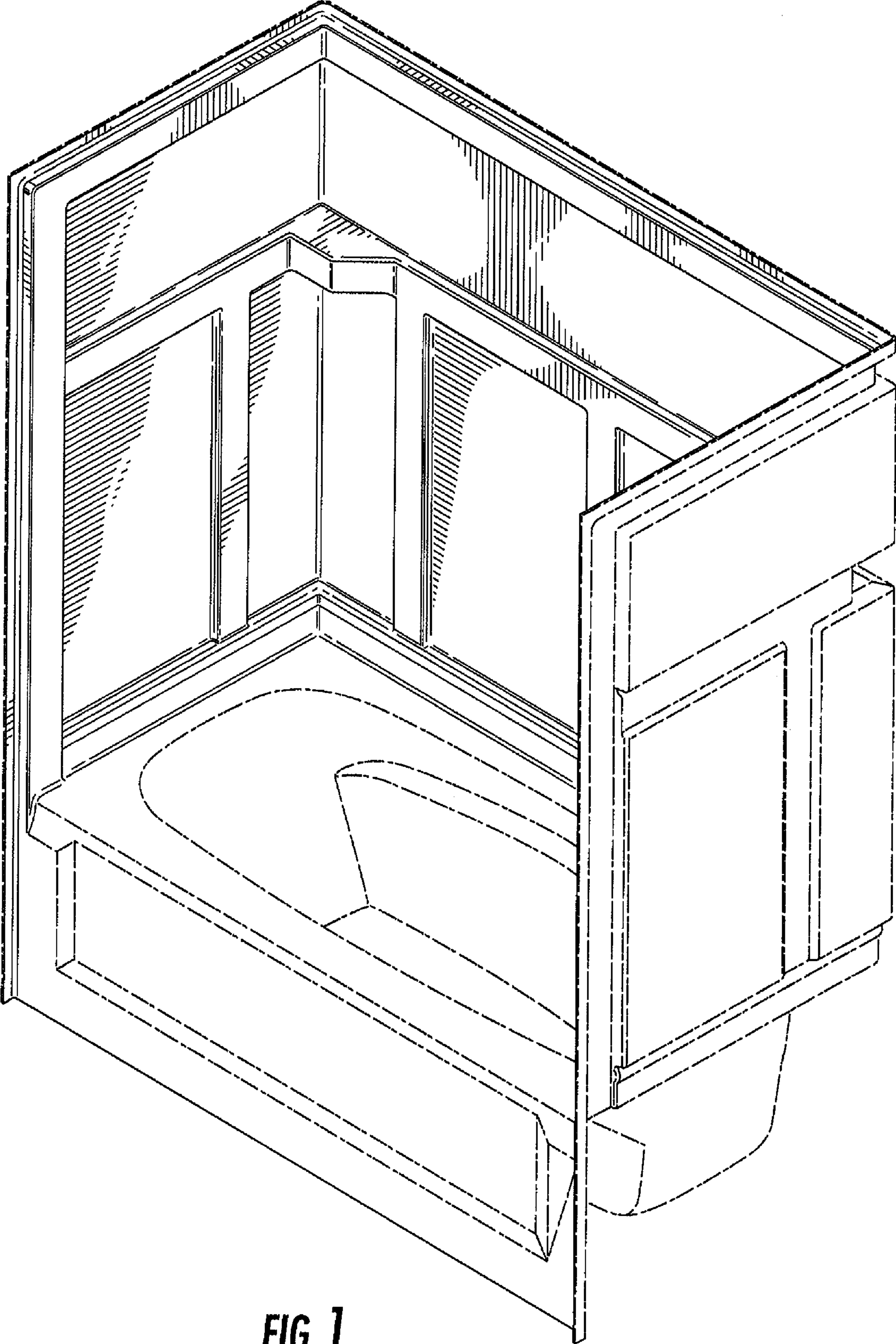
FIG. 4 is a cross-sectional view taken along line 4—4 of FIG. 2 thereof; and,

FIG. 5 is a top plan view thereof.

The broken lines are for illustrative purposes only and form no part of the claimed design.

**1 Claim, 5 Drawing Sheets**





**FIG. 1**





FIG. 2





**FIG. 3**

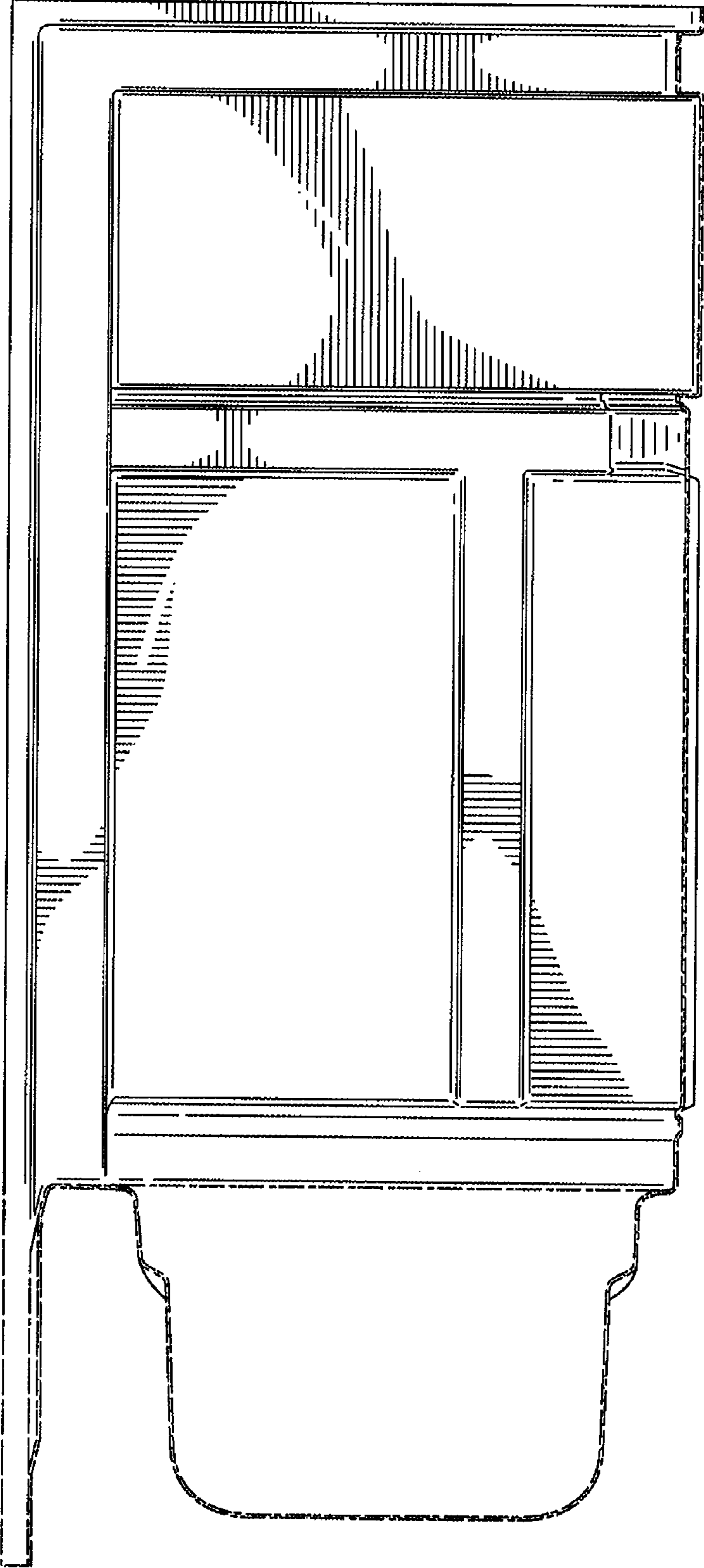
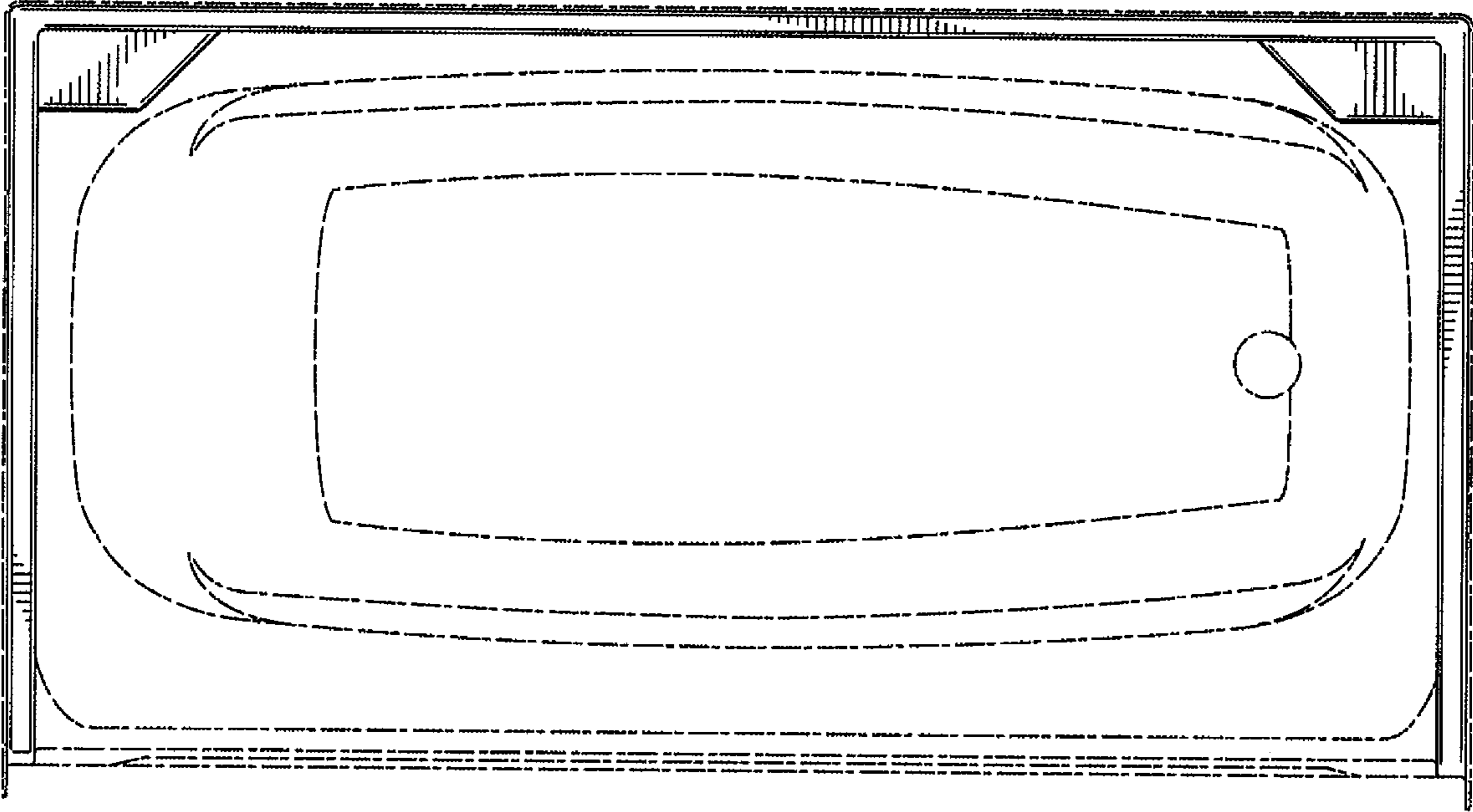


FIG. 4



**FIG. 5**