



US00D628662S

(12) **United States Design Patent**  
**Heller**

(10) **Patent No.:** **US D628,662 S**  
(45) **Date of Patent:** **\*\* Dec. 7, 2010**

(54) **EXERCISE DEVICE**

(75) Inventor: **Alan Heller**, New York, NY (US)

(73) Assignee: **Ergoergo, Inc.**, New York, NY (US)

(\*\*) Term: **14 Years**

(21) Appl. No.: **29/339,435**

(22) Filed: **Jun. 30, 2009**

**Related U.S. Application Data**

(63) Continuation-in-part of application No. 12/387,897, filed on May 8, 2009, which is a continuation-in-part of application No. 12/425,831, filed on Apr. 17, 2009, now abandoned.

(51) **LOC (9) Cl.** ..... **21-02**

(52) **U.S. Cl.** ..... **D21/692**

(58) **Field of Classification Search** ..... D21/662,  
D21/692, 693, 694, 797-798, 780, 411-412;  
482/112; D9/683, 436; D24/115, 197, 211-212;  
D7/323, 512, 643, 669; D17/3-4, 22, 24,  
D17/99

See application file for complete search history.

(56) **References Cited**

**U.S. PATENT DOCUMENTS**

2,350,711 A	6/1944	Amos	
D187,541 S *	3/1960	Lohr	D21/411
2,988,848 A *	6/1961	Lemelson	446/193
D194,419 S *	1/1963	Whitton, Jr.	D24/115
3,143,429 A *	8/1964	Swanson et al.	426/117
3,261,037 A	7/1966	Cermak et al.	
3,578,381 A	5/1971	Young	
3,602,387 A *	8/1971	Patnaude et al.	215/315
3,836,141 A *	9/1974	Franklyn	482/112
3,884,463 A *	5/1975	Malatesta	482/112
4,248,421 A *	2/1981	Salazar	482/112
D262,808 S *	1/1982	Kyo	D21/692
D274,649 S *	7/1984	Shiu	D24/212
D281,816 S *	12/1985	Conn et al.	D24/211
4,598,946 A	7/1986	Cone	

4,635,931 A *	1/1987	Brannstam	482/112
D288,064 S *	2/1987	Gager	D9/436
4,778,216 A	10/1988	Stupakis	
D315,579 S *	3/1991	Karamian	D21/411
D336,828 S *	6/1993	Mikulec et al.	D7/643
D337,827 S *	7/1993	Seng	D24/211
5,441,466 A	8/1995	Piaget et al.	
5,490,711 A	2/1996	Pollock	
D370,388 S *	6/1996	Cusick et al.	D7/512
5,558,398 A	9/1996	Santos	
5,607,749 A *	3/1997	Strumor	428/156
5,626,543 A *	5/1997	Chen	482/112
D395,467 S *	6/1998	Bellows	D21/412
D397,932 S *	9/1998	Mazda	D9/683
D401,344 S *	11/1998	Bonds	D24/197

(Continued)

*Primary Examiner*—Susan E Krakower

(74) *Attorney, Agent, or Firm*—Gottlieb, Rackman & Reisman, P.C.

(57) **CLAIM**

The ornamental design for an exercise device, as shown and described.

**DESCRIPTION**

FIG. 1 is a perspective view of an exercise device showing my new design;

FIG. 2 is a front view thereof, with the side views and rear view being the same;

FIG. 3 is a top view thereof;


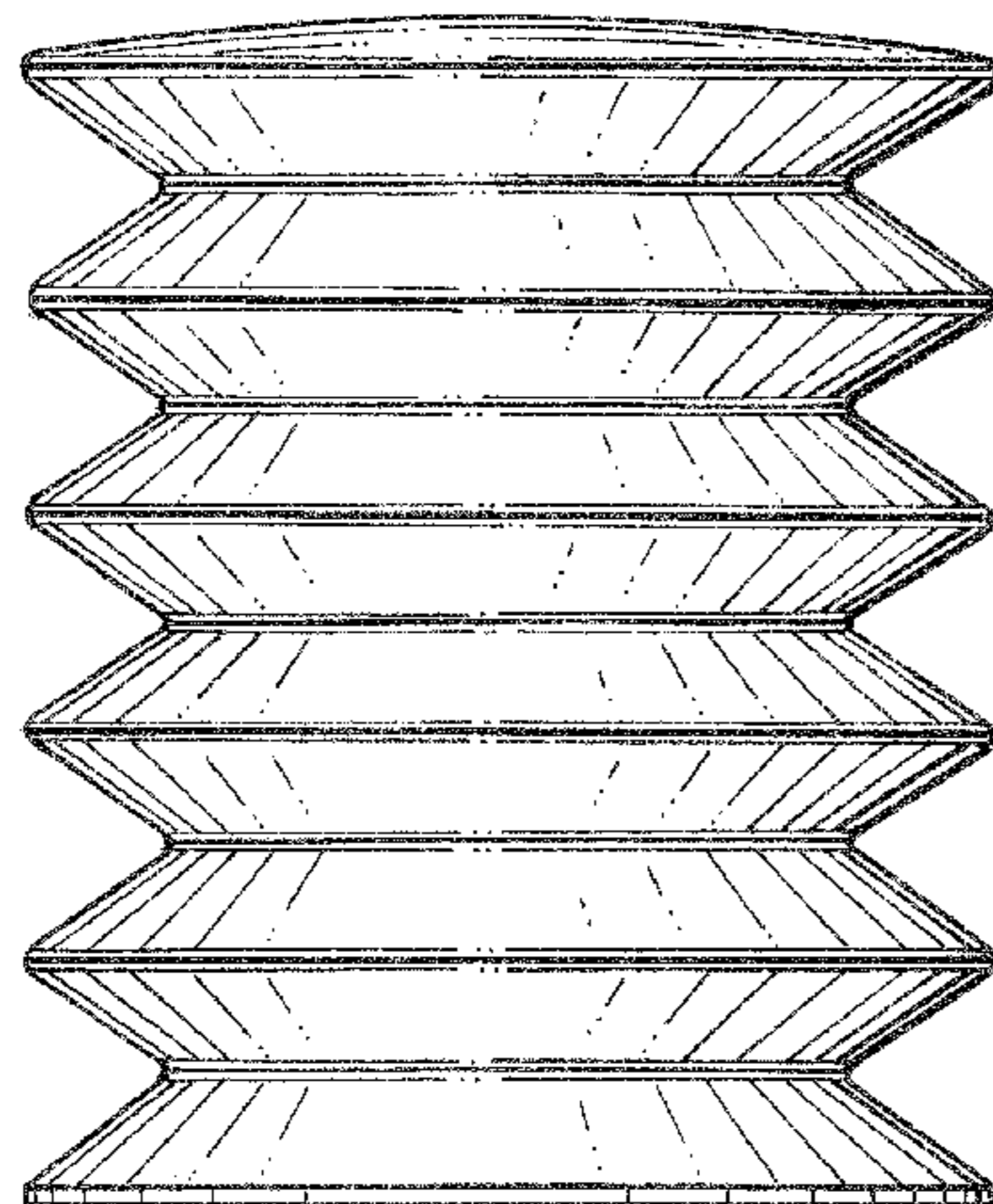
FIG. 4 is a perspective view of a second embodiment of an exercise device showing my new design;

FIG. 5 is a front view thereof, with the side views and rear view being the same;

FIG. 6 is a top view thereof; and,

FIG. 7 is a bottom view thereof.

**1 Claim, 2 Drawing Sheets**



# US D628,662 S

Page 2

---

## U.S. PATENT DOCUMENTS

5,921,233	A *	7/1999	Gold et al. ....	128/200.22	D486,192	S *	2/2004	Pointer, Jr. ....	D21/692
D420,413	S *	2/2000	Gonzalez .....	D21/798	6,758,795	B2 *	7/2004	Barber .....	482/106
D429,630	S *	8/2000	Knight et al. ....	D9/683	6,827,401	B2	12/2004	Marshall et al.	
D446,584	S *	8/2001	Chen .....	D24/211	D570,706	S *	6/2008	Kanda .....	D9/683
D449,381	S *	10/2001	de Begon de Larouziere ...	D24/197	D608,161	S *	1/2010	Olivari .....	D7/669
D466,755	S *	12/2002	Henry .....	D7/323	2002/0160890	A1 *	10/2002	Fazio et al. ....	482/112
					2007/0191196	A1 *	8/2007	Bonutti .....	482/112

\* cited by examiner






FIG. 1

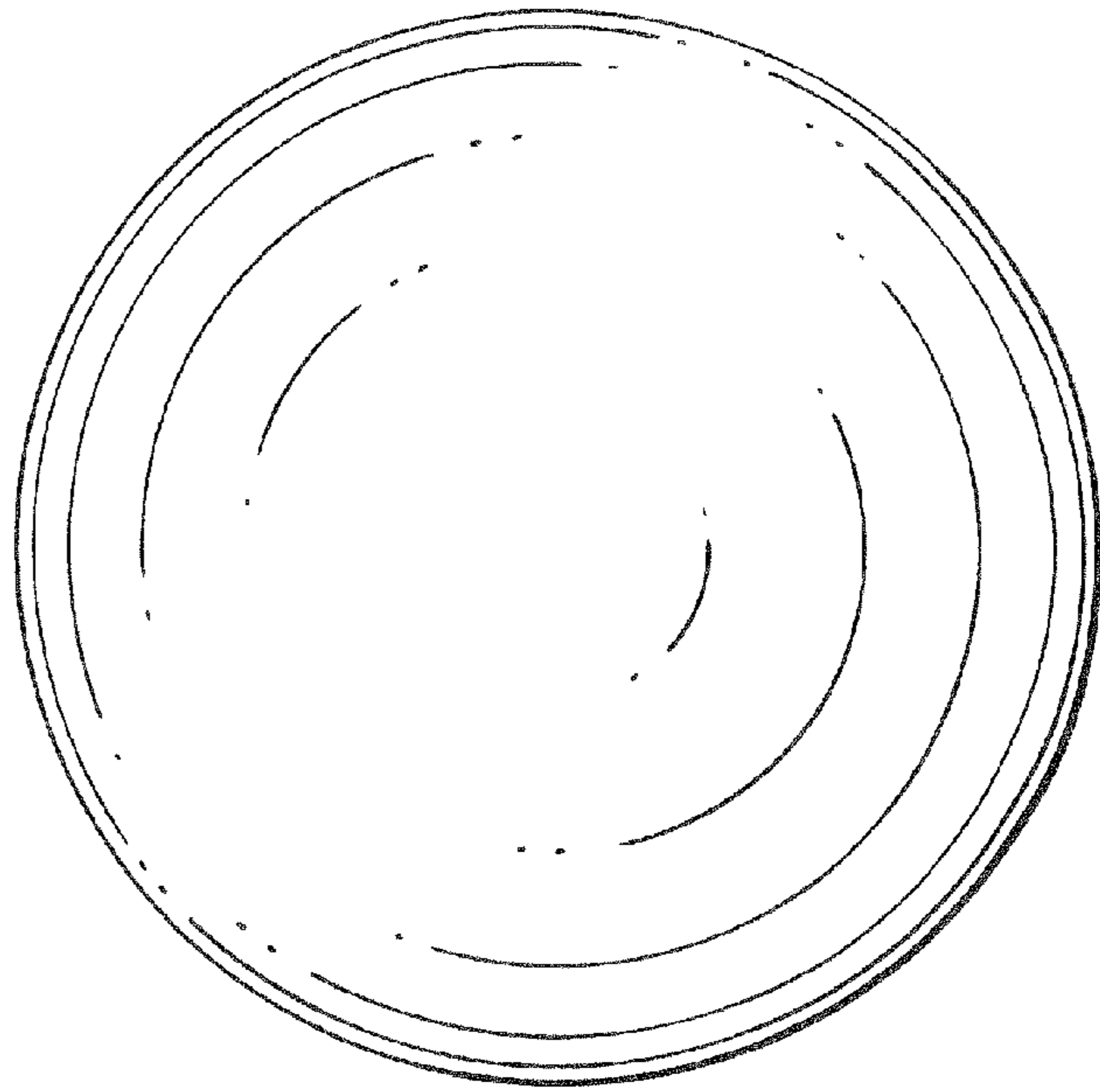


FIG. 3

FIG. 2

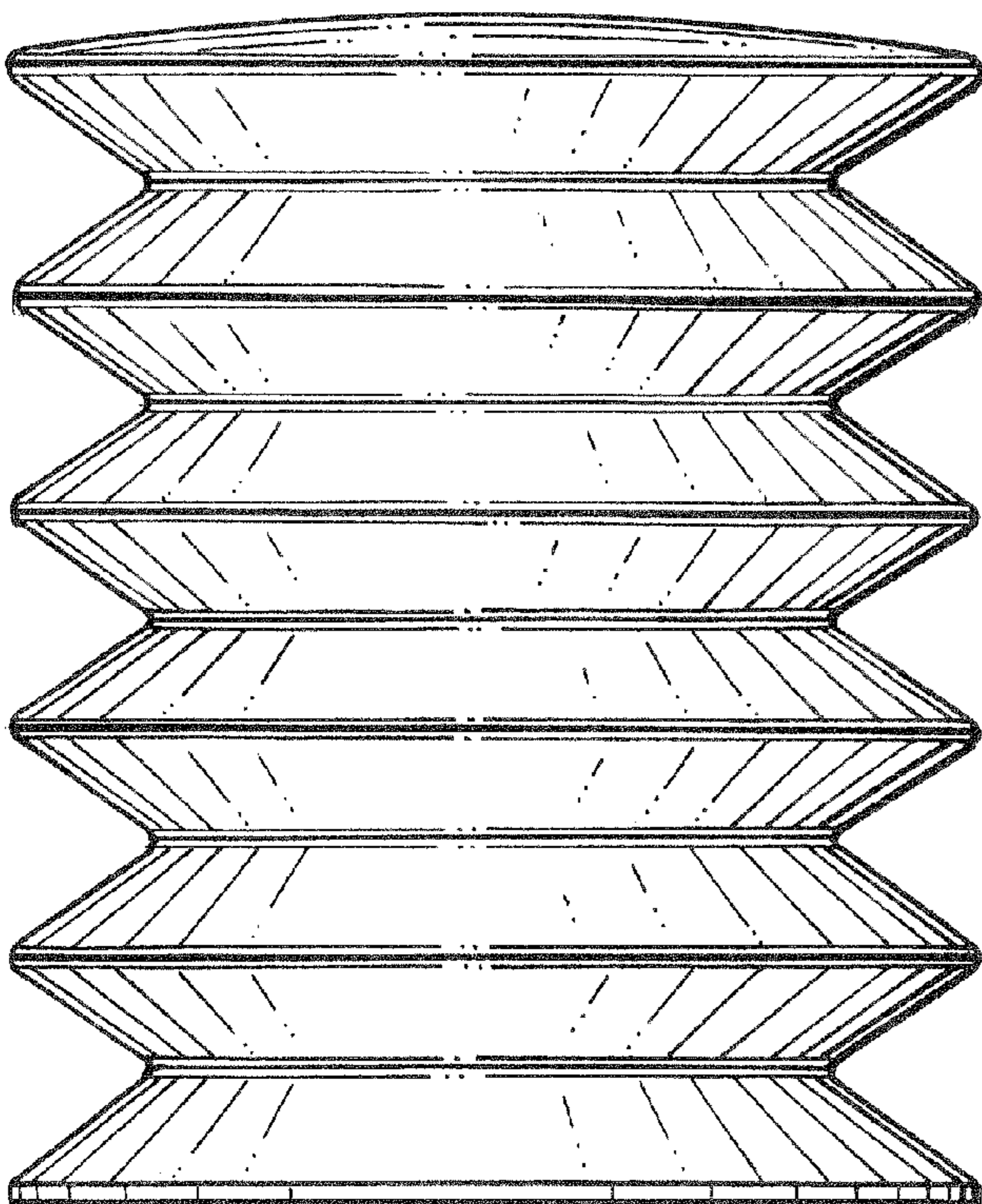




FIG. 4

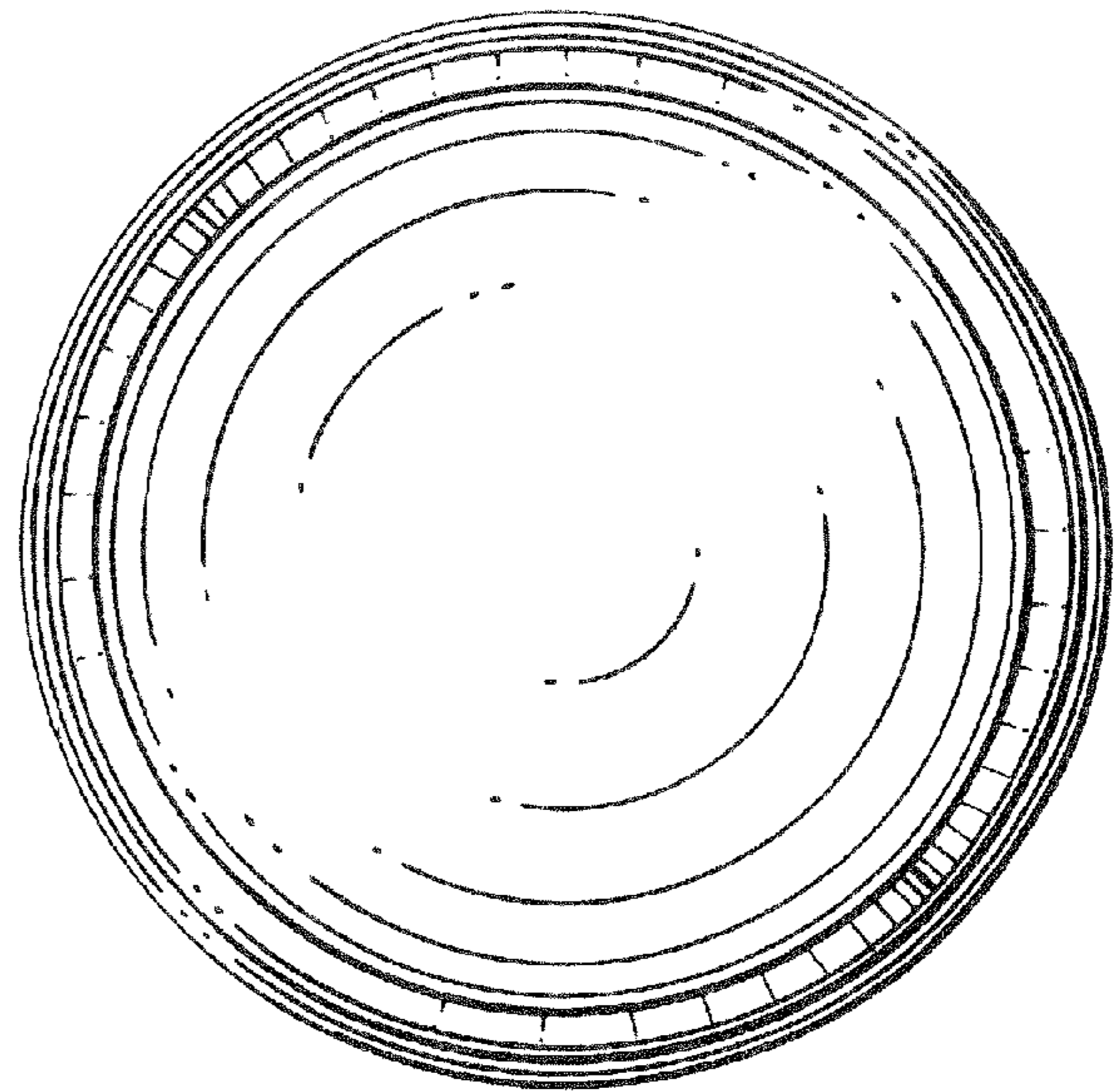



FIG. 6

FIG. 5

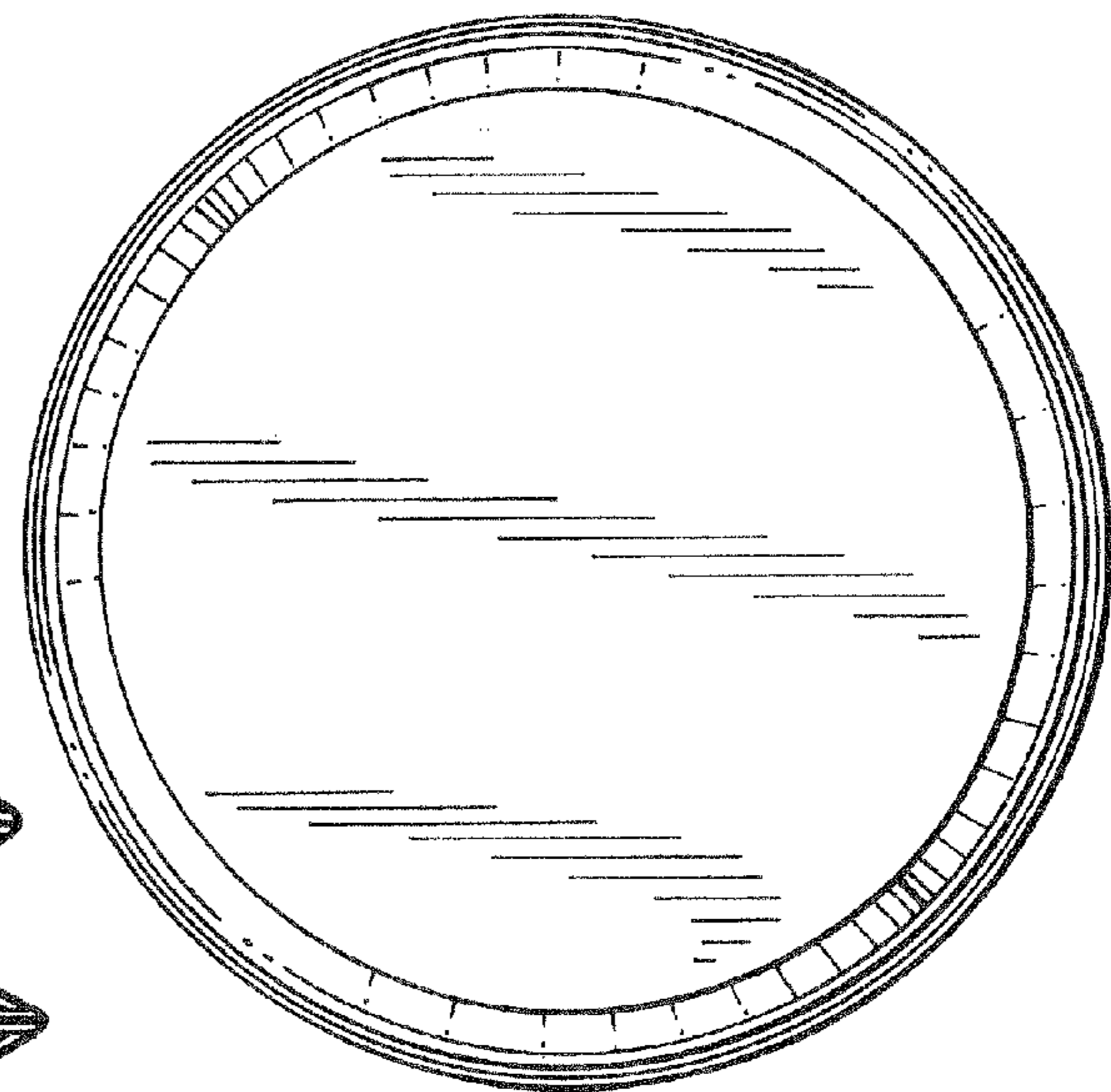
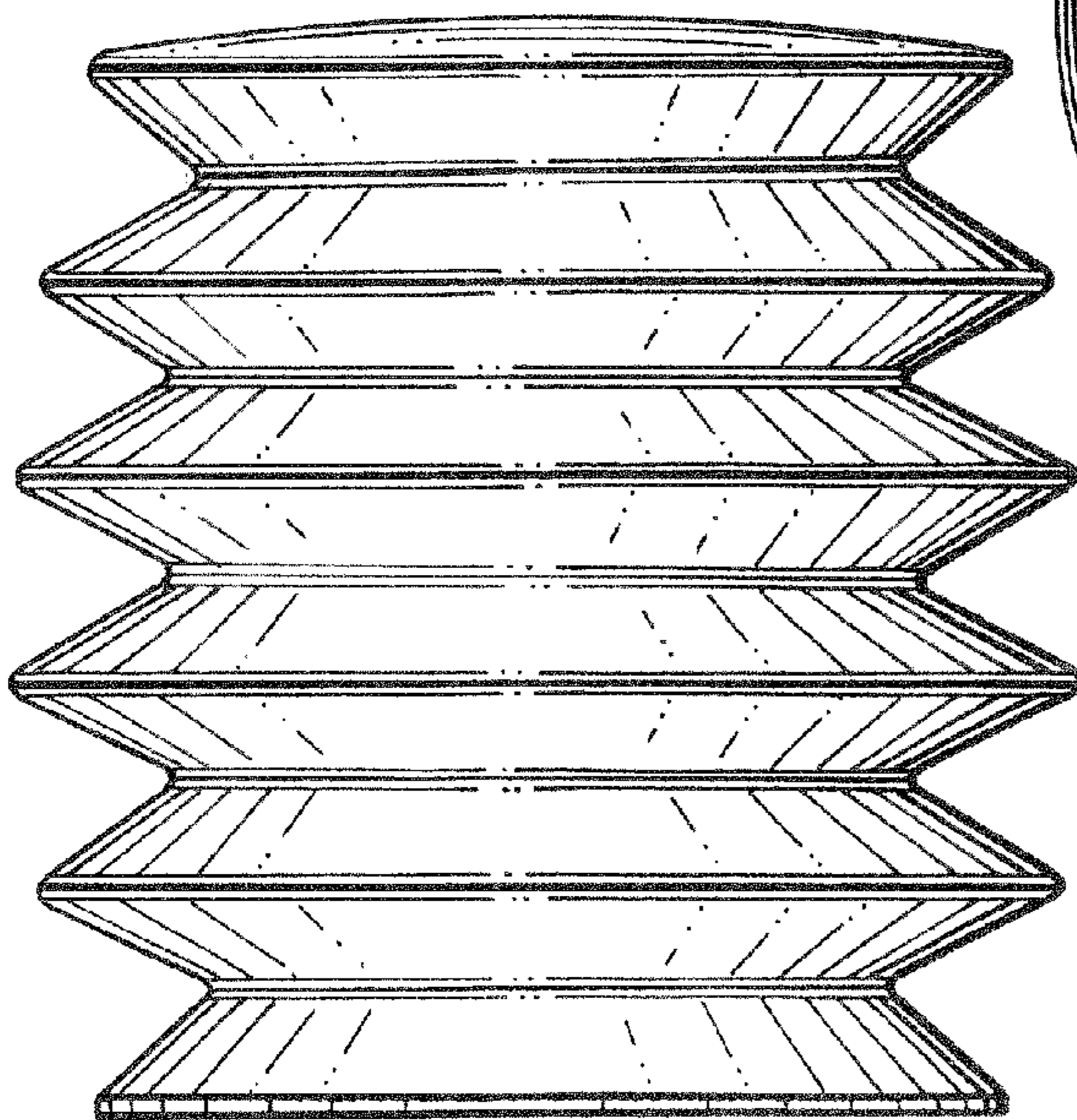


FIG. 7