



US00D628656S

(12) **United States Design Patent**
Bruzzese et al.

(10) **Patent No.:** **US D628,656 S**
(45) **Date of Patent:** **** Dec. 7, 2010**

(54) **GAMING MACHINE COMPONENT**

(75) Inventors: **Vincent Carmelo Bruzzese**, Oatlands (AU); **Scott Paul Shelley**, Heathcote (AU); **Philip Clive Crouch**, Vaucluse (AU)

(73) Assignee: **Ainsworth Game Technology Limited**, New South Wales (AU)

(**) Term: **14 Years**

(21) Appl. No.: **29/349,890**

(22) Filed: **May 13, 2010**

Related U.S. Application Data

(62) Division of application No. 29/315,307, filed on Jun. 12, 2009, now Pat. No. Des. 616,039.

(51) **LOC (9) Cl.** **21-01**

(52) **U.S. Cl.** **D21/385**

(58) **Field of Classification Search** D6/221;
D14/371; D21/369-370, 385; 463/17, 20,
463/46-47; 40/546

See application file for complete search history.

(56) **References Cited**

U.S. PATENT DOCUMENTS

D301,494 S * 6/1989 Gutknecht D21/385
D383,802 S * 9/1997 Levy D21/385
5,813,914 A * 9/1998 McKay et al. 463/46

D450,096 S * 11/2001 Legras et al. D21/385
D513,523 S * 1/2006 Crouch D21/370
D546,893 S * 7/2007 Yamashita D21/369
D562,912 S * 2/2008 Myers D21/385
D577,078 S * 9/2008 Shimizu et al. D21/370
D599,859 S * 9/2009 Lesley et al. D21/370
D601,637 S * 10/2009 Myers et al. D21/370
2005/0119041 A1 * 6/2005 Berman et al. 463/16
2006/0154733 A1 * 7/2006 Wu 463/46

* cited by examiner

Primary Examiner—Sandra Morris

(74) *Attorney, Agent, or Firm*—Abelman, Frayne & Schwab

(57) **CLAIM**

The ornamental design for a gaming machine component, as shown and described.

DESCRIPTION

FIG. 1 is a front, left side and bottom perspective view of the gaming machine component showing our new design;

FIG. 2 is a top, front and right side perspective view thereof;

FIG. 3 is a top plan view thereof;

FIG. 4 is a front elevational view thereof; and,

FIG. 5 is a right side elevational view thereof, the left side being a mirror image.

The features shown in broken lines form no part of the claimed design.

1 Claim, 4 Drawing Sheets

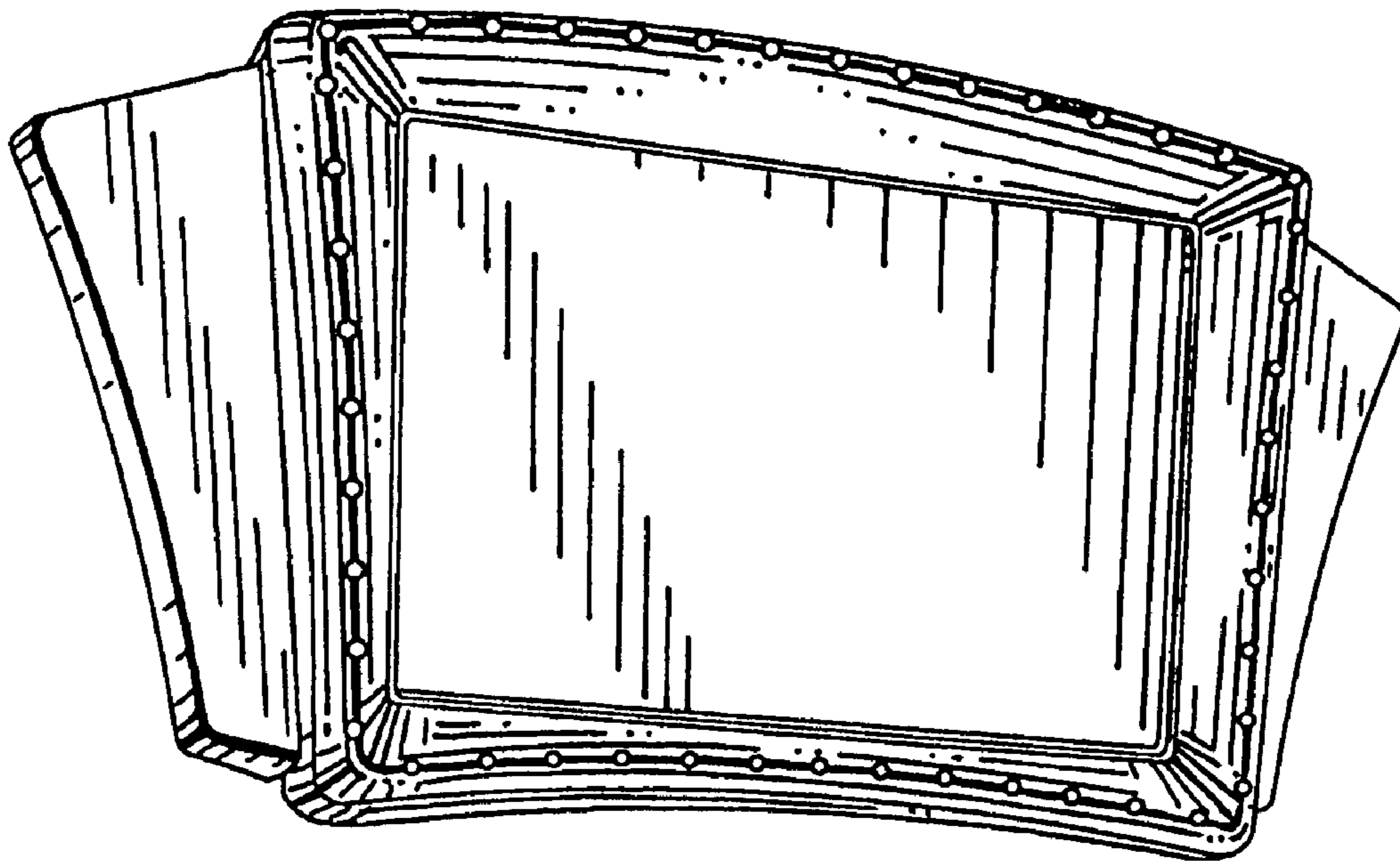


FIG. 1

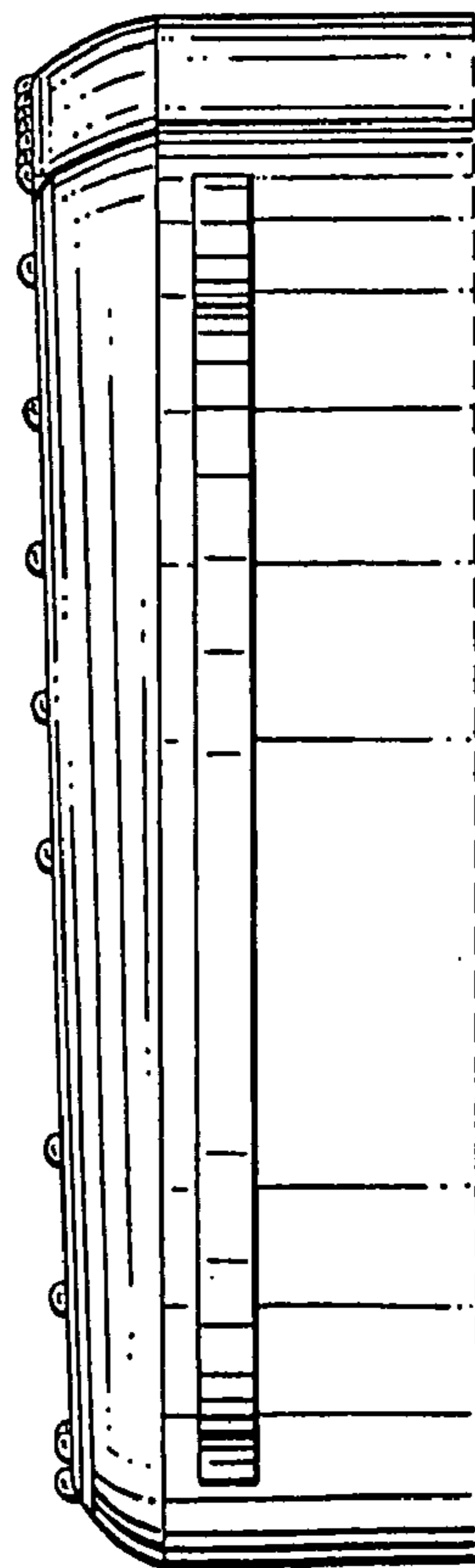
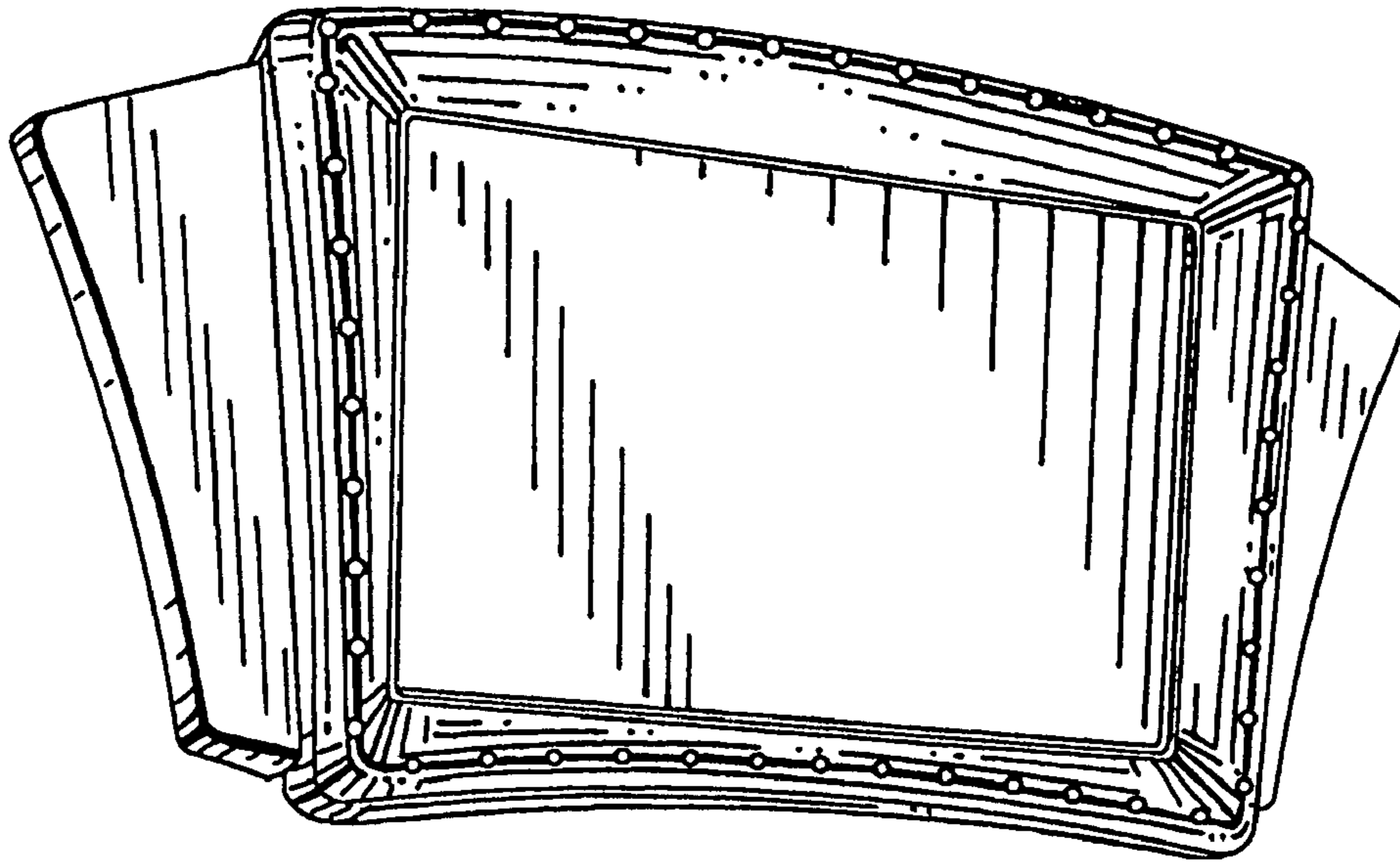


FIG. 5

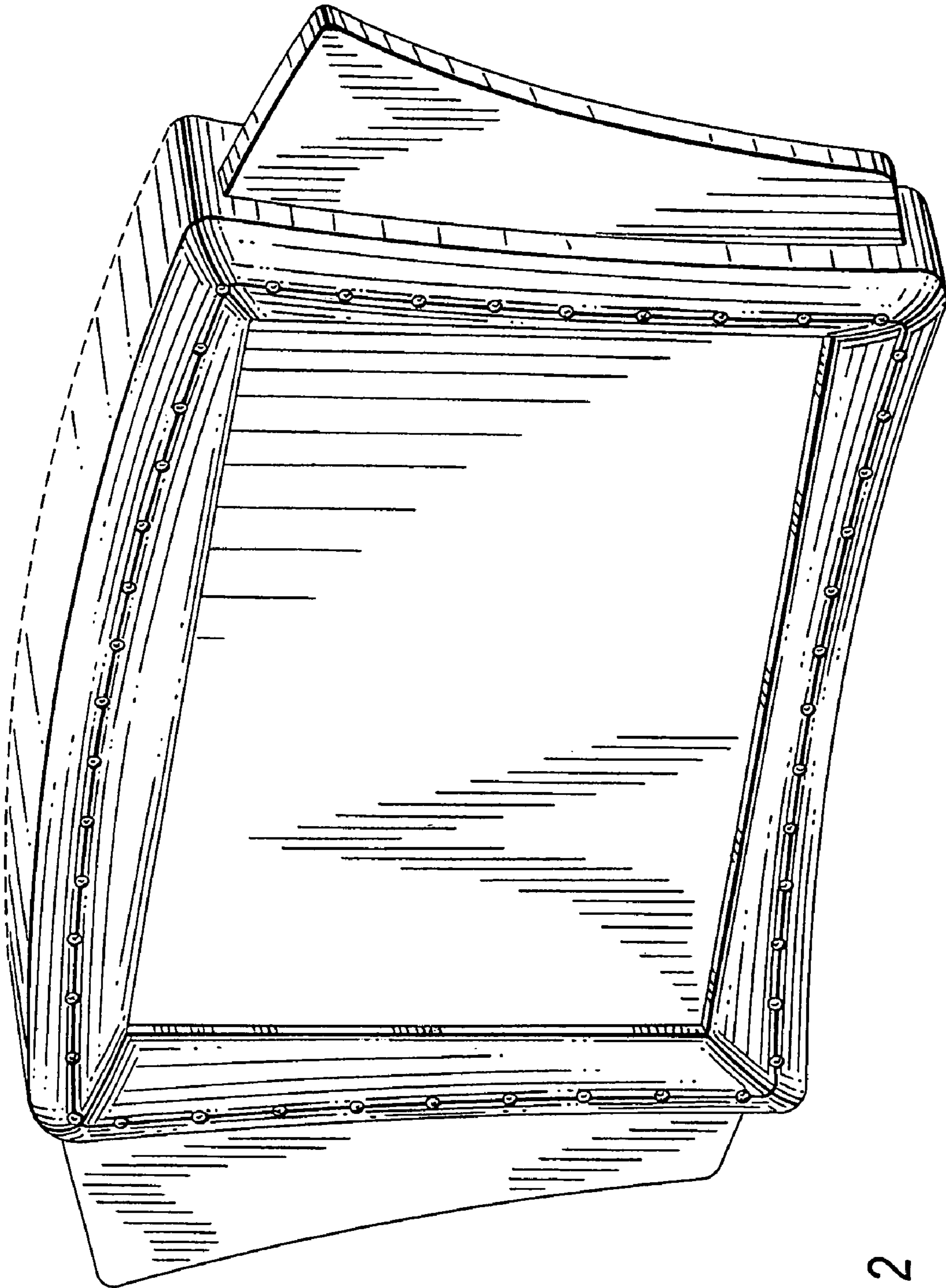


FIG. 2

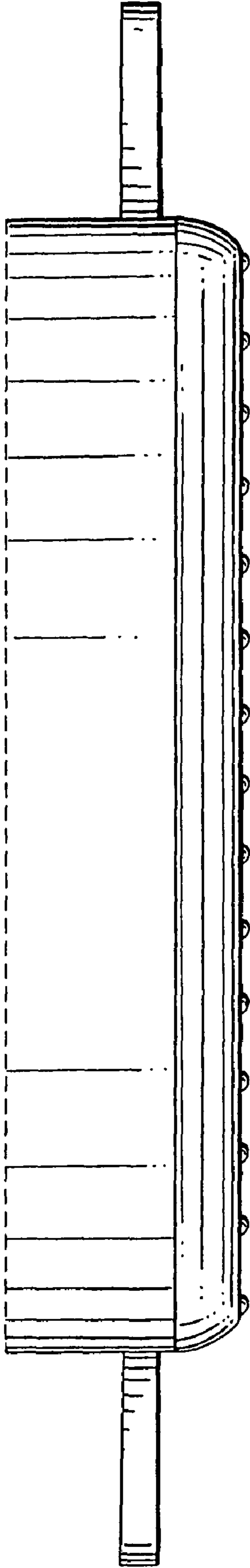


FIG. 3

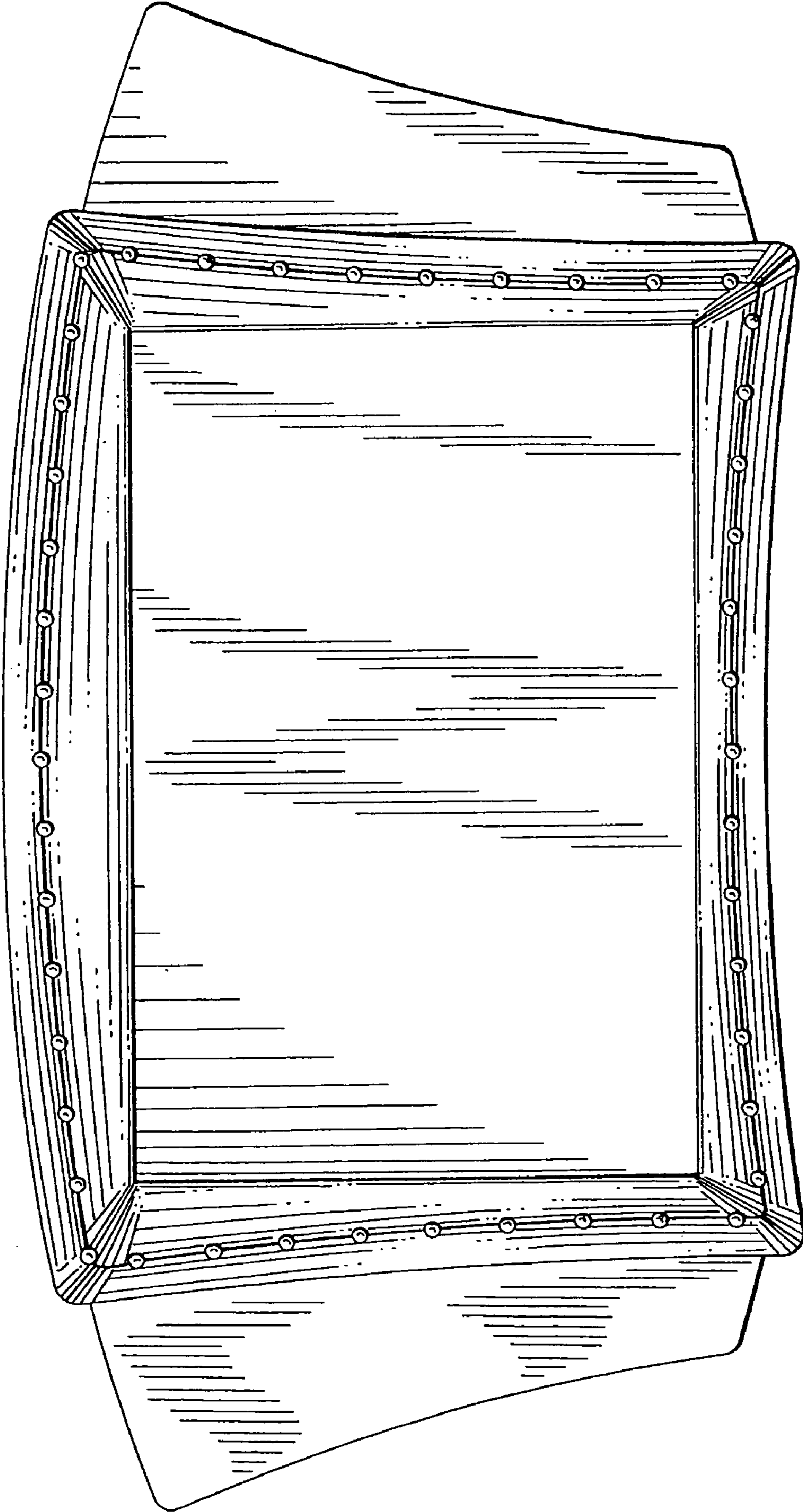


FIG. 4