



US00D628651S

(12) **United States Design Patent**  
**Lake**

(10) **Patent No.:** **US D628,651 S**

(45) **Date of Patent:** **\*\* Dec. 7, 2010**

(54) **NOVELTY HAND HOLDING A BASKETBALL DISPLAY**

(76) **Inventor:** **William E. Lake**, 7608 Perry Ave.  
North, Brooklyn Park, MN (US) 55443

(\*\*) **Term:** **14 Years**

(21) **Appl. No.:** **29/353,580**

(22) **Filed:** **Jan. 11, 2010**

(51) **LOC (9) Cl.** ..... **20-02**

(52) **U.S. Cl.** ..... **D20/33**

(58) **Field of Classification Search** ..... D20/10,  
D20/19, 29-33, 99; D2/610, 615-617; D21/400;  
D28/64.5; 40/541, 584; 223/78-80

See application file for complete search history.

(56) **References Cited**

**U.S. PATENT DOCUMENTS**

D234,583 S *	3/1975	Erlich	.....	D20/33
D253,793 S *	12/1979	Peterson	.....	D28/64.5
D339,380 S *	9/1993	Scapillato	.....	D20/29
D339,609 S *	9/1993	Martin et al.	.....	D20/29
D347,658 S *	6/1994	Scapillato	.....	D20/29
D360,653 S *	7/1995	McKee	.....	D20/33
D378,537 S	3/1997	Kamark		
D397,740 S *	9/1998	Georgevich	.....	D21/400
D414,212 S *	9/1999	Palardis	.....	D20/29
D427,638 S *	7/2000	Collins et al.	.....	D20/10
D429,285 S *	8/2000	Schini	.....	D20/32
D432,191 S	10/2000	Nelson et al.		
D443,662 S	6/2001	Udwin et al.		

D491,616 S	6/2004	Cosgrove		
D495,749 S *	9/2004	Van Veen et al.	.....	D20/32
D511,795 S *	11/2005	Hopkins	.....	D20/29
D515,280 S *	2/2006	Luciano et al.	.....	D2/615
D515,281 S *	2/2006	Luciano et al.	.....	D2/615
D555,205 S *	11/2007	Strong	.....	D20/10
D558,273 S *	12/2007	Keith	.....	D20/33

\* cited by examiner

*Primary Examiner*—Mary Ann Calabrese

(74) *Attorney, Agent, or Firm*—Crossley Patent Law; Mark A. Crossley

(57) **CLAIM**

The ornamental design for a novelty hand holding a basketball display, as shown and described.

**DESCRIPTION**

FIG. 1 is a front elevation view of a novelty hand holding a basketball display showing my new design;

FIG. 2 is a rear elevation view thereof;

FIG. 3 is a right elevation view thereof;

FIG. 4 is a left elevation view thereof;

FIG. 5 is a top plan view thereof;

FIG. 6 is a bottom plan view thereof; and,

FIG. 7 is an isometric view thereof.

The broken lines are portions of the novelty hand holding a basketball display that form no part of the claimed design.

**1 Claim, 5 Drawing Sheets**





FIG. 1

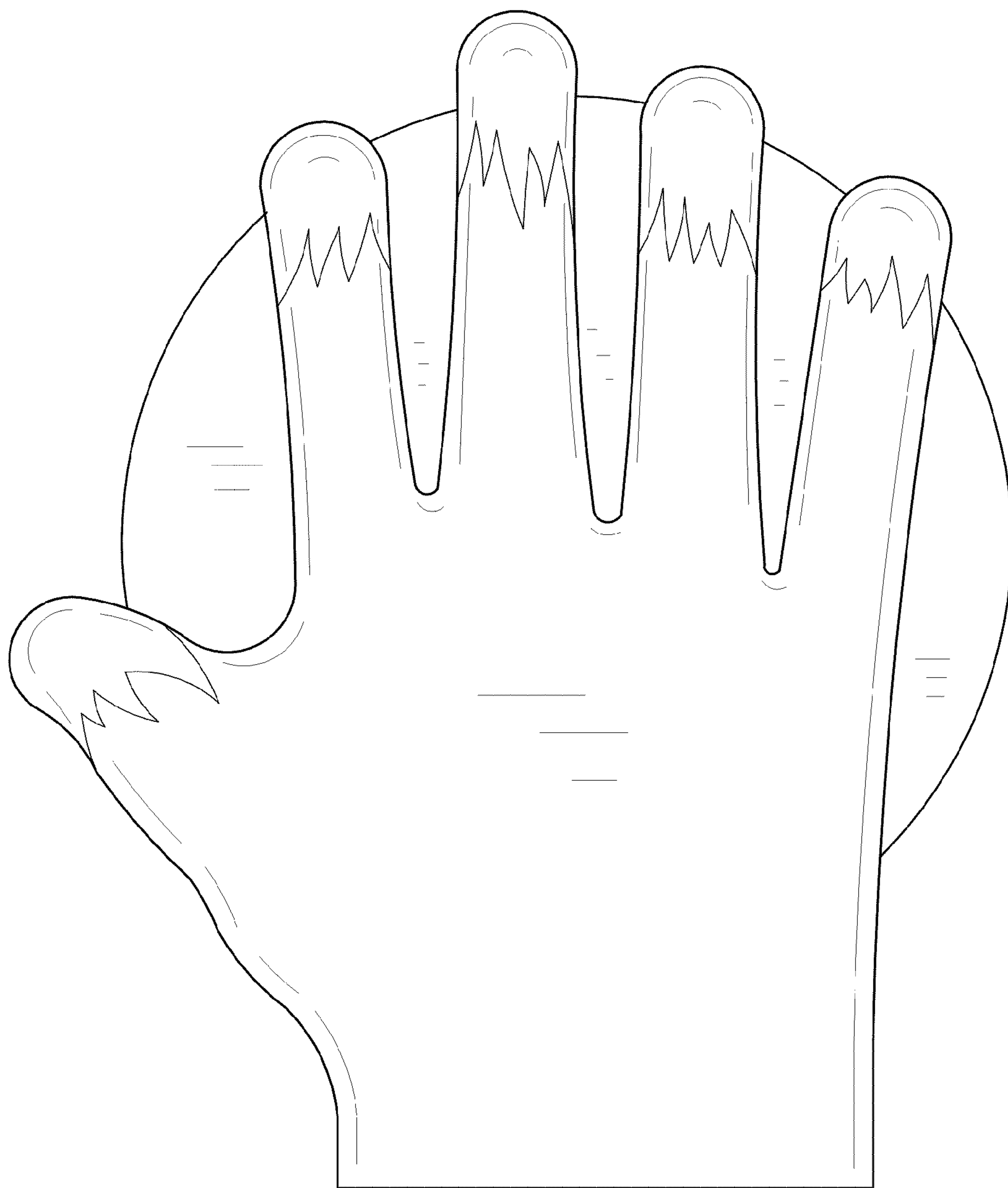


FIG. 2




FIG. 3

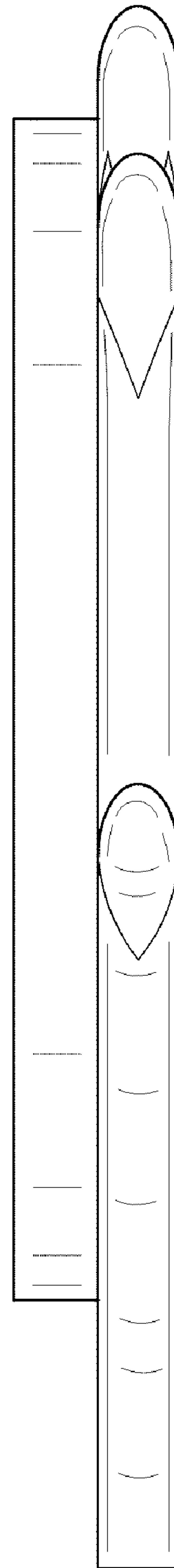


FIG. 4

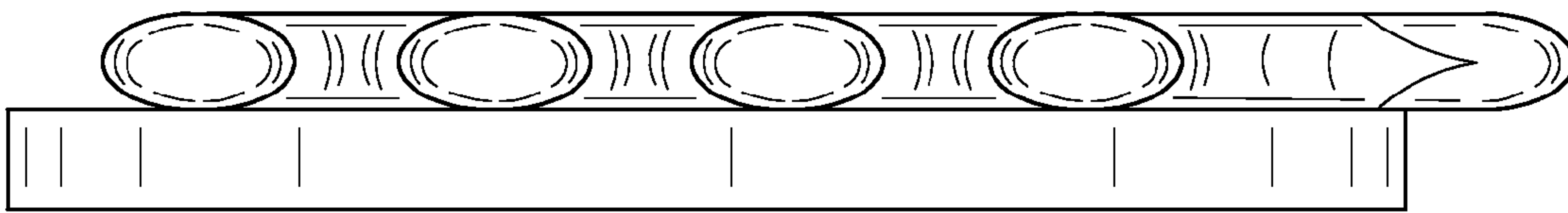


FIG. 5

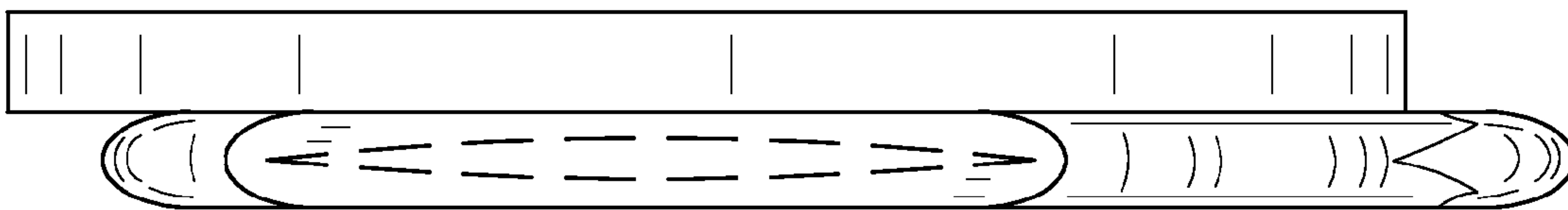


FIG. 6





FIG. 7