



US00D628645S

(12) **United States Design Patent**  
**Zhang**

(10) **Patent No.:** **US D628,645 S**  
(45) **Date of Patent:** **\*\* Dec. 7, 2010**

(54) **PEN**  
(75) Inventor: **Biwei Zhang**, Ningbo (CN)  
(73) Assignee: **Beifa Group Co., Ltd.**, Ningbo (CN)  
(\*\*) Term: **14 Years**  
(21) Appl. No.: **29/353,937**  
(22) Filed: **Jan. 15, 2010**  
(30) **Foreign Application Priority Data**  
Jul. 19, 2009 (CN) ..... 2009 3 0194944  
(51) **LOC (9) Cl.** ..... **19-06**  
(52) **U.S. Cl.** ..... **D19/51**  
(58) **Field of Classification Search** ..... D14/411,  
D14/431; D19/35, 36, 41, 42, 43, 44, 45,  
D19/46, 47, 48, 49, 50, 51, 54, 55, 56; 24/11 F,  
24/11 P, 11 R; 401/6, 52, 99, 100, 104, 105,  
401/106, 107, 108, 109, 192, 195, 243, 244,  
401/245, 246, 247  
See application file for complete search history.

(56) **References Cited**  
U.S. PATENT DOCUMENTS  
D104,542 S 5/1937 Pearce  
D140,307 S 2/1945 Bauer  
D153,905 S 5/1949 Sager  
2,622,561 A \* 12/1952 Baker ..... 401/110  
D177,369 S 4/1956 Ensign  
D177,370 S 4/1956 Ensign  
3,288,116 A \* 11/1966 Poritz ..... 401/29  
D395,448 S 6/1998 Chevalier  
D397,723 S \* 9/1998 Izushima ..... D19/49  
D430,607 S 9/2000 Matsuzaki  
D435,592 S 12/2000 Lecce  
D437,352 S 2/2001 Matsuzaki  
D445,454 S \* 7/2001 Martens et al. .... D19/51  
D446,213 S \* 8/2001 Chen et al. .... D14/411  
D450,347 S 11/2001 Keda  
D452,274 S 12/2001 Keda  
D453,187 S 1/2002 Keda  
D456,846 S 5/2002 Pellissa Beneyto

D478,626 S 8/2003 Stropkay  
D483,784 S \* 12/2003 Ting ..... D16/208  
D489,407 S 5/2004 Keda  
D508,950 S \* 8/2005 Kiple et al. .... D19/50  
D510,386 S 10/2005 Briggel  
D513,767 S \* 1/2006 Bhavnani ..... D19/49  
D515,626 S 2/2006 Pellissa Beneyto  
D523,081 S 6/2006 Pellissa Beneyto  
7,137,751 B2 \* 11/2006 Candelora et al. .... 401/103  
D540,385 S \* 4/2007 Qiu ..... D19/48  
D540,386 S \* 4/2007 Qiu ..... D19/51  
D550,282 S \* 9/2007 Neuenschwander et al. .. D19/51  
D551,711 S 9/2007 Pellissa Beneyto  
D575,823 S 8/2008 Rommel

(Continued)

*Primary Examiner*—Elizabeth A Albert  
*Assistant Examiner*—Karen E Eldridge Powers  
(74) *Attorney, Agent, or Firm*—Christensen O'Connor  
Johnson Kindness PLLC

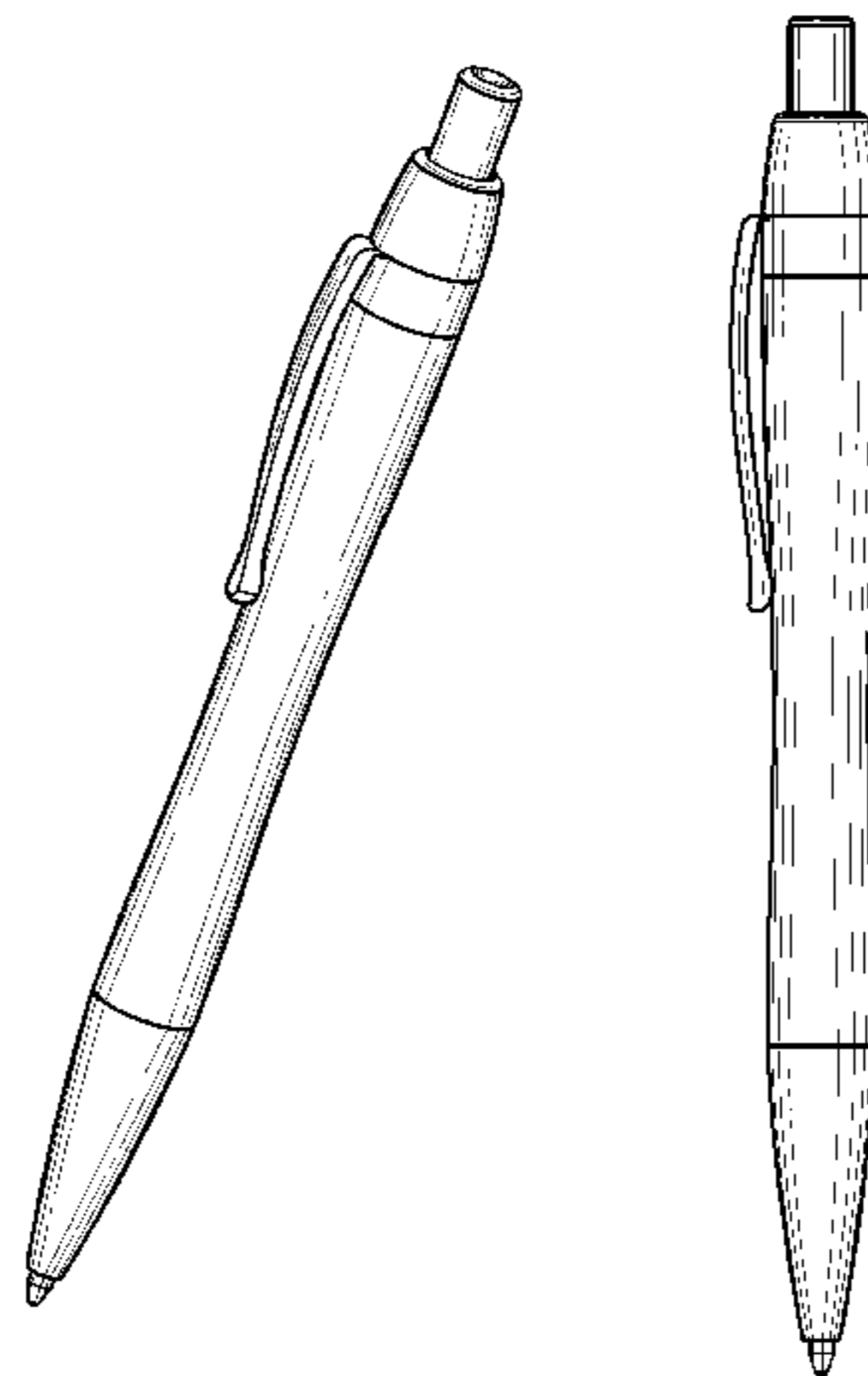
(57) **CLAIM**

The ornamental design for a pen, as shown and described.

**DESCRIPTION**

FIG. 1 is an upper front right perspective view of a pen showing my new design;  
FIG. 2 is a right side elevation view thereof, with the left side elevation view being a mirror image of the right side elevation view;  
FIG. 3 is a front elevation view thereof;  
FIG. 4 is a rear elevation view thereof;  
FIG. 5 is a top plan view thereof; and,  
FIG. 6 is a bottom plan view thereof.

**1 Claim, 3 Drawing Sheets**

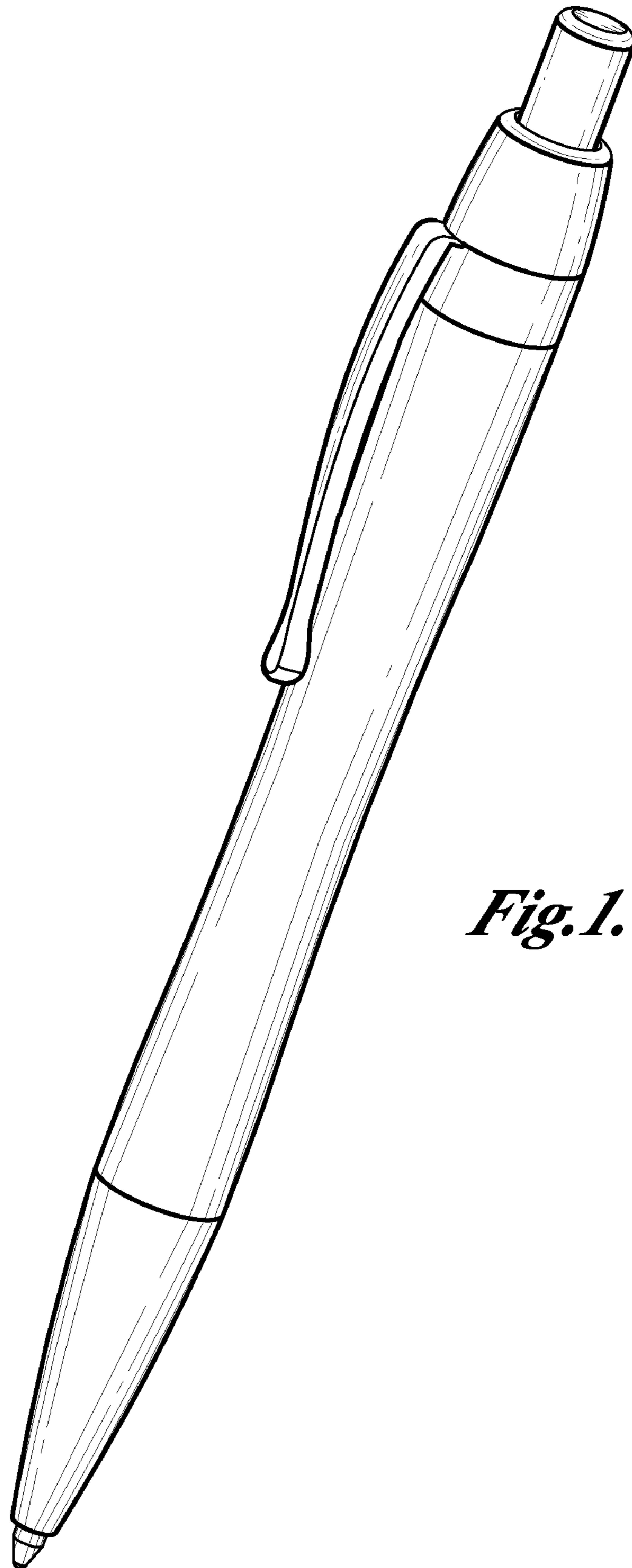


# US D628,645 S

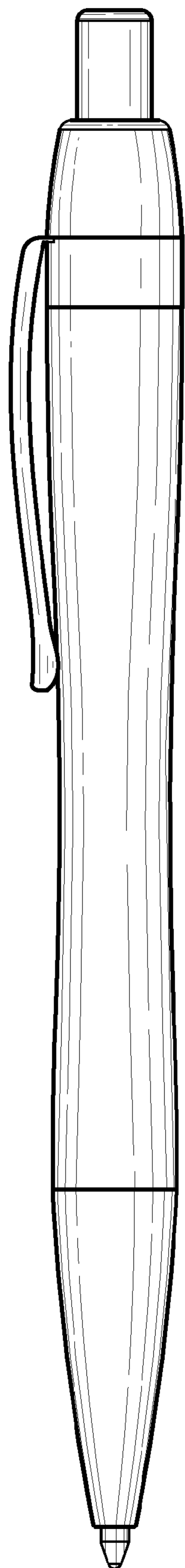
Page 2

---

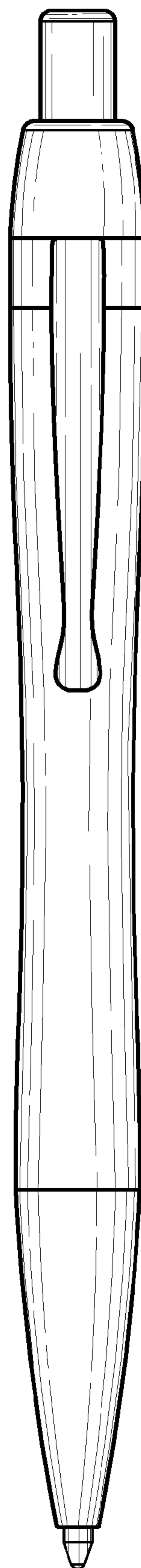
U.S. PATENT DOCUMENTS					
D593,606 S *	6/2009	Oka et al.	.....	D19/51	D613,794 S * 4/2010 Puglisi ..... D19/51
D601,197 S *	9/2009	Zhang	.....	D19/48	D615,590 S * 5/2010 Li ..... D19/51
D605,698 S	12/2009	Zhang			2008/0003051 A1* 1/2008 Chang ..... 401/202
D612,888 S *	3/2010	Rolion et al.	.....	D19/51	2009/0290929 A1* 11/2009 Rolion et al. .... 401/109
					* cited by examiner



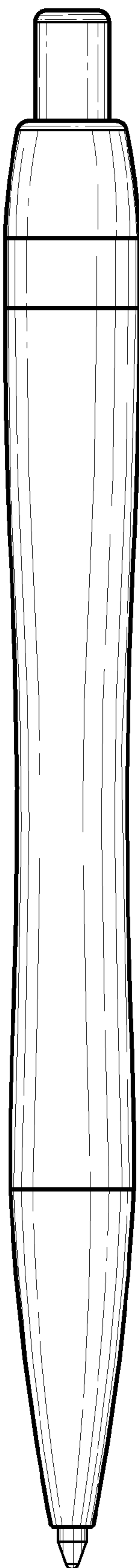
*Fig. 1.*




*Fig. 2.*



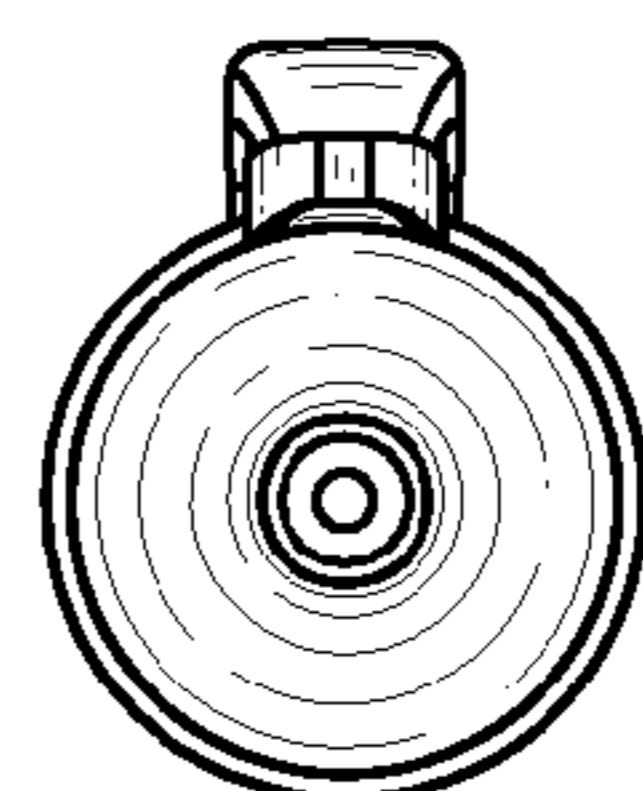
*Fig. 3.*



*Fig. 4.*



*Fig. 5.*



*Fig. 6.*