



US00D628643S

(12) **United States Design Patent**  
**Li**

(10) **Patent No.:** **US D628,643 S**  
(45) **Date of Patent:** **\*\* Dec. 7, 2010**

(54) **PEN**  
(75) Inventor: **Bin Li, Ningbo (CN)**  
(73) Assignee: **Beifa Group Co., Ltd., Ningbo (CN)**  
(\*\*) Term: **14 Years**  
(21) Appl. No.: **29/353,398**  
(22) Filed: **Jan. 7, 2010**  
(30) **Foreign Application Priority Data**  
Jul. 9, 2009 (CN) ..... 2009 3 0192670

D499,139 S 11/2004 Oka  
D499,448 S 12/2004 Rommel  
D506,503 S 6/2005 Qiu  
D506,506 S 6/2005 Qiu  
D508,717 S 8/2005 Anand  
D509,852 S 9/2005 Anand  
D512,098 S 11/2005 Qiu  
D512,457 S 12/2005 Anand  
D537,877 S 3/2007 Bickert  
D538,851 S \* 3/2007 Sandel et al. .... D19/36  
D540,385 S 4/2007 Qiu  
D540,386 S 4/2007 Qiu

(51) **LOC (9) Cl.** ..... **19-06**  
(52) **U.S. Cl.** ..... **D19/50**  
(58) **Field of Classification Search** ..... D14/411,  
D14/431; D19/35, 36, 41, 42, 43, 44, 45,  
D19/46, 47, 48, 49, 50, 51, 54, 55, 56; 24/11 F,  
24/11 P, 11 R; 401/6, 52, 99, 100, 104, 105,  
401/106, 107, 108, 109, 192, 195, 243, 244,  
401/245, 246, 247  
See application file for complete search history.

(Continued)

*Primary Examiner*—Elizabeth A Albert  
*Assistant Examiner*—Karen E Eldridge Powers  
(74) *Attorney, Agent, or Firm*—Christensen O'Connor  
Johnson Kindness PLLC

(56) **References Cited**

**U.S. PATENT DOCUMENTS**

D124,230 S \* 12/1940 Dreyfuss ..... D19/51  
2,800,883 A \* 7/1957 Sams ..... 401/104  
D322,460 S \* 12/1991 Herbst et al. .... D19/50  
D355,673 S 2/1995 Takahashi  
D378,601 S 3/1997 Sakuno  
D400,581 S \* 11/1998 Hasegawa ..... D19/51  
D400,922 S 11/1998 Sakuno  
D401,624 S 11/1998 Sakuno  
D407,114 S 3/1999 Sakuno  
D427,241 S 6/2000 Izushima  
D452,527 S 12/2001 Maki  
D455,179 S 4/2002 Oka  
D476,034 S \* 6/2003 Rommel ..... D19/55  
D477,024 S \* 7/2003 Shimizu ..... D19/50  
D480,756 S 10/2003 Hwang  
D490,108 S 5/2004 Moon  
D490,465 S 5/2004 Qiu  
D492,349 S 6/2004 Qiu

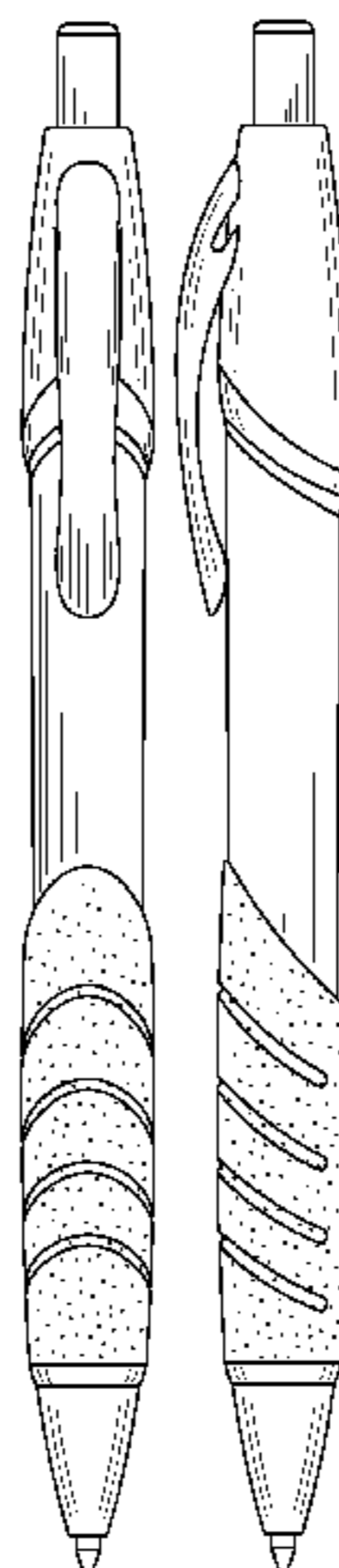
(57) **CLAIM**

The ornamental design for a pen, as shown and described.

**DESCRIPTION**

FIG. 1 is an upper front left perspective view of a pen showing my new design;  
FIG. 2 is a front elevation view thereof;  
FIG. 3 is a right side elevation view thereof, with the left side elevation view being a mirror image of the right side elevation view;  
FIG. 4 is a rear elevation view thereof;  
FIG. 5 is an enlarged top plan view thereof; and,  
FIG. 6 is an enlarged bottom plan view thereof.  
The stippling in the drawings represents a texture on the surface of the pen.

**1 Claim, 3 Drawing Sheets**



# US D628,643 S

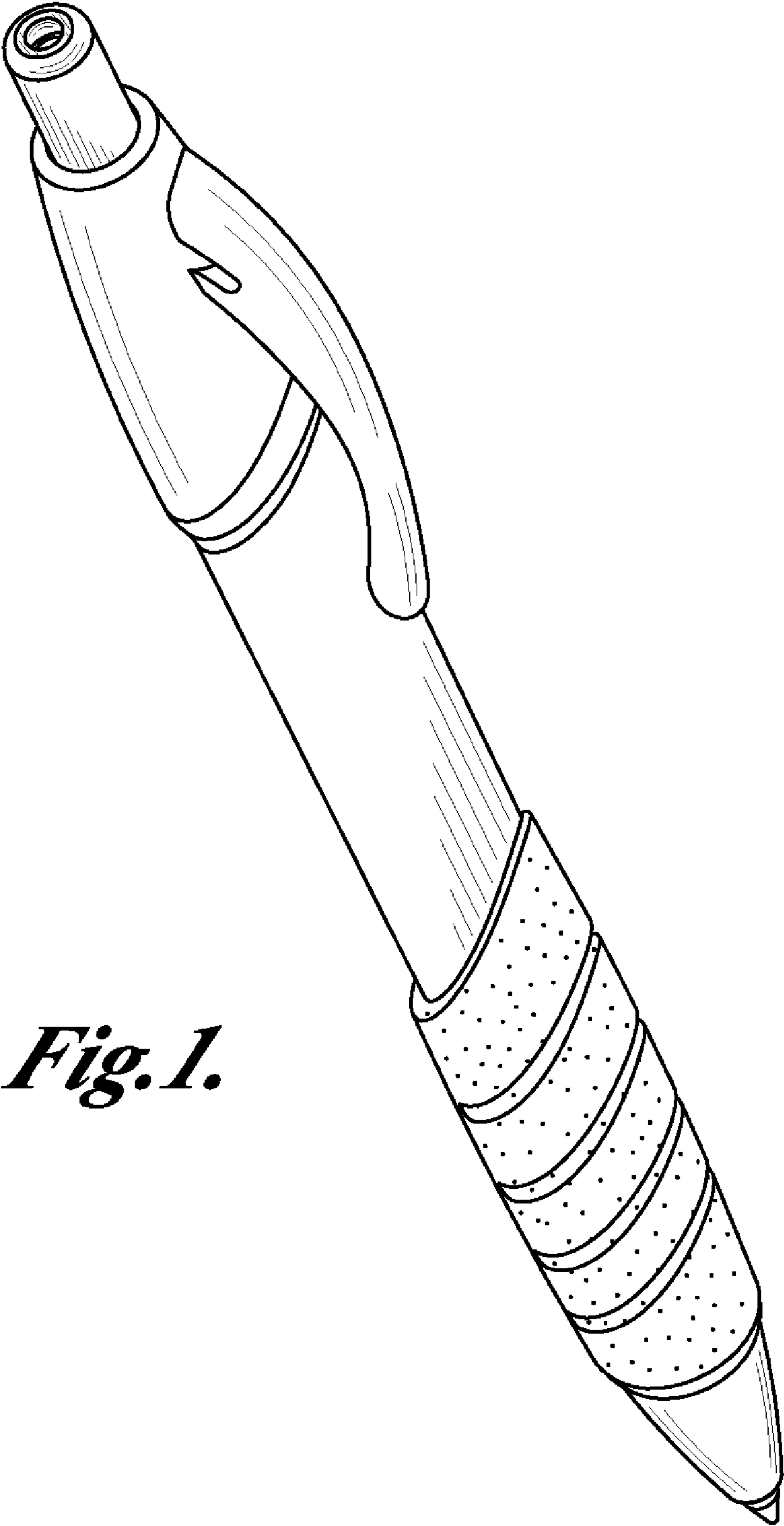
Page 2

---

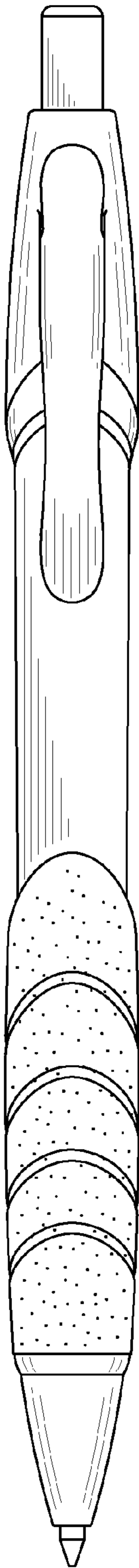
## U.S. PATENT DOCUMENTS

D546,389 S	7/2007	Chiaruttini	
D546,881 S *	7/2007	Qiu .....	D19/50
D548,788 S	8/2007	Anand	
D550,281 S	9/2007	Tien	
D553,191 S *	10/2007	Qiu .....	D19/50
D561,254 S	2/2008	Lin	
D562,392 S	2/2008	Qiu	
D563,469 S	3/2008	Qiu	
D570,412 S	6/2008	Qiu	
D572,761 S *	7/2008	Zhang .....	D19/50
D573,185 S *	7/2008	Qiu et al. ....	D19/51
D575,821 S *	8/2008	Tan .....	D19/50
D581,460 S *	11/2008	Zhao et al. ....	D19/44
D583,864 S	12/2008	Liu	
D599,403 S *	9/2009	Wang .....	D19/48
D603,454 S	11/2009	Matsumura	
D619,651 S *	7/2010	Zhang .....	D19/51

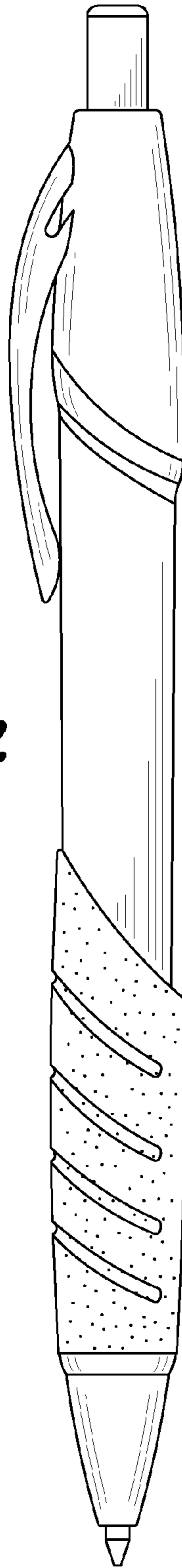
\* cited by examiner



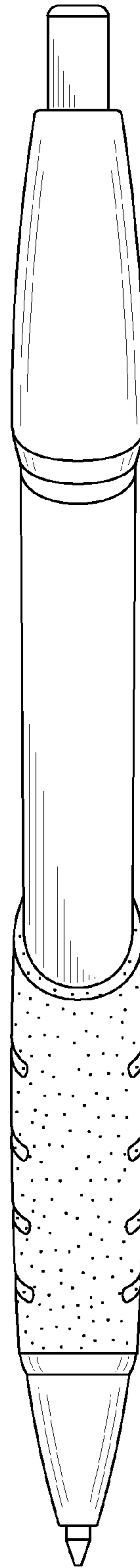
*Fig. 1.*



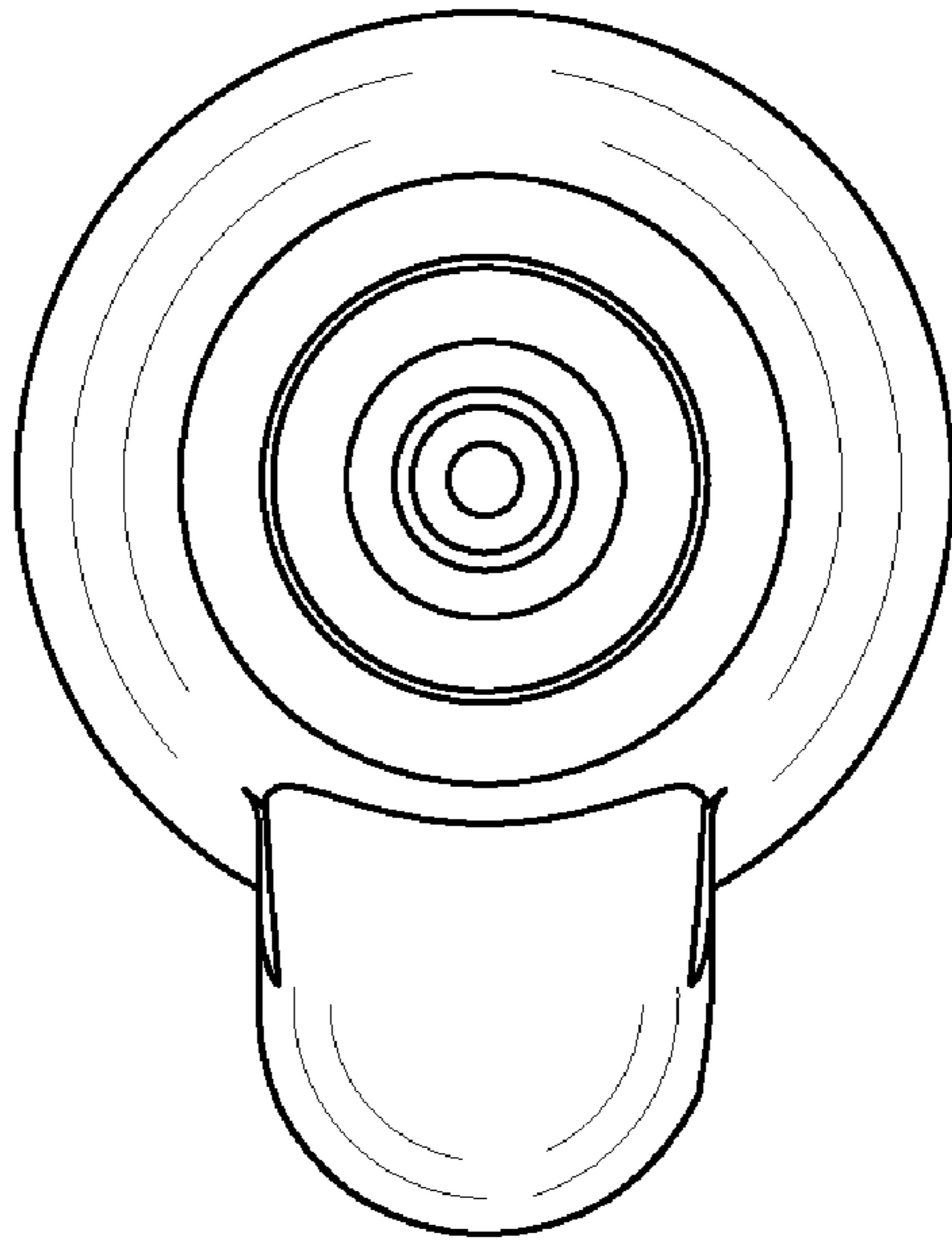
*Fig. 2.*



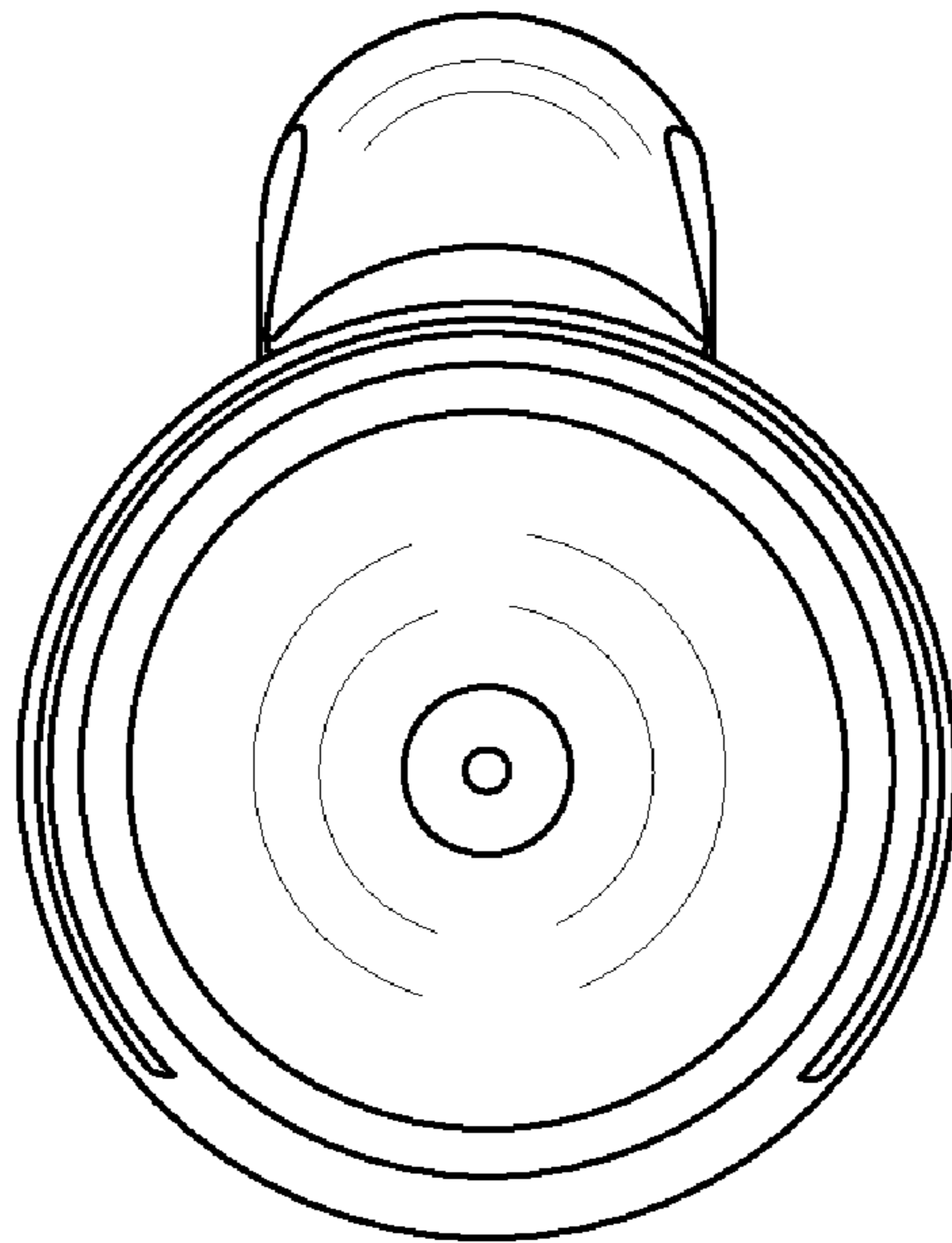
*Fig. 3.*



*Fig. 4.*



*Fig. 5.*



*Fig. 6.*