



US00D628642S

(12) **United States Design Patent**
Tan

(10) **Patent No.:** **US D628,642 S**
(45) **Date of Patent:** **** Dec. 7, 2010**

(54) **PEN**
(75) **Inventor:** **Junlin Tan**, Ningbo (CN)
(73) **Assignee:** **Beifa Group Co., Ltd.**, Ningbo (CN)
(**) **Term:** **14 Years**
(21) **Appl. No.:** **29/353,095**
(22) **Filed:** **Dec. 31, 2009**

D471,588 S 3/2003 Hu
D479,603 S * 9/2003 Tyce D24/114
D482,070 S 11/2003 Kennedy
D483,067 S 12/2003 Takanashi
D484,537 S 12/2003 Arita
D487,776 S 3/2004 Keda

(30) **Foreign Application Priority Data**
Jul. 3, 2009 (CN) 2009 3 0189825

(Continued)

(51) **LOC (9) Cl.** **19-06**
(52) **U.S. Cl.** **D19/50**
(58) **Field of Classification Search** D19/35,
D19/36, 41, 42, 43, 44, 45, 46, 47, 48, 49,
D19/50, 51, 54, 55, 56; D24/113, 114; D26/49;
24/11 F, 11 P, 11 R; 401/6, 52, 99, 100,
401/104, 105, 106, 107, 108, 109, 192, 195,
401/243, 244, 245, 246, 247; 708/107
See application file for complete search history.

OTHER PUBLICATIONS

Liu, L., "Combination Pen and Flashlight," U.S. Appl. No. 29/353,488, filed Jan. 8, 2010.

(Continued)

Primary Examiner—Elizabeth A Albert
Assistant Examiner—Karen E Eldridge Powers
(74) *Attorney, Agent, or Firm*—Christensen O'Connor Johnson Kindness PLLC

(56) **References Cited**
U.S. PATENT DOCUMENTS

(57) **CLAIM**

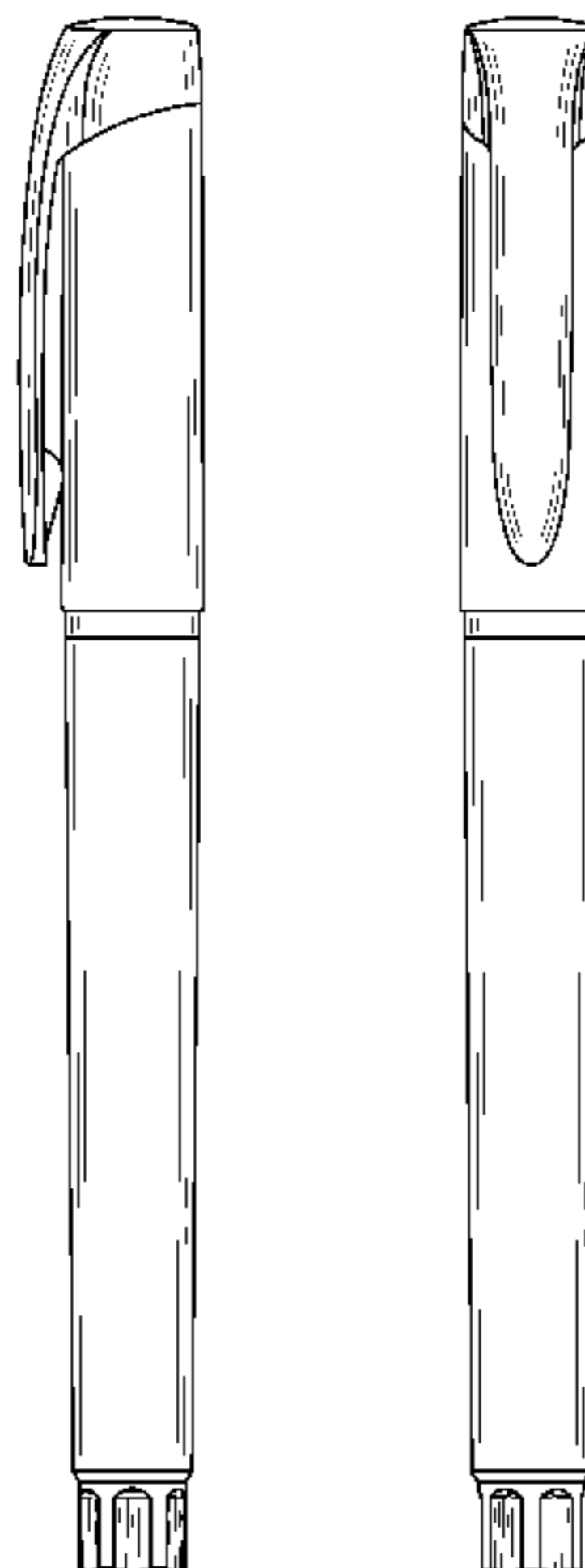
The ornamental design for a pen, as shown and described.

- D100,380 S 7/1936 Lynn
- D120,137 S 4/1940 Most
- D128,391 S * 7/1941 Christenson, Jr. D19/48
- D206,917 S 2/1967 Jensen
- D206,918 S 2/1967 Seeman
- D221,033 S 6/1971 Wakai
- D303,990 S 10/1989 Petterson
- D303,992 S * 10/1989 Grotsch D19/53
- D304,840 S * 11/1989 Mizutani et al. D19/43
- D320,076 S * 9/1991 Guthrie D24/154
- D326,868 S 6/1992 Nitta
- D328,917 S * 8/1992 Shike et al. D19/36
- D367,673 S 3/1996 Compte
- D375,323 S 11/1996 Young
- D379,372 S 5/1997 Young
- D383,780 S 9/1997 Young
- D462,760 S * 9/2002 Ahlgrim et al. D24/114

DESCRIPTION

FIG. 1 is a lower front right perspective view of a pen showing my new design;
FIG. 2 is a right side elevation view thereof, with the left side elevation view being a minor image of the right side elevation view;
FIG. 3 is a front elevation view thereof;
FIG. 4 is a rear elevation view thereof;
FIG. 5 is an enlarged top plan view thereof; and,
FIG. 6 is an enlarged bottom plan view thereof.

1 Claim, 3 Drawing Sheets



US D628,642 S

Page 2

U.S. PATENT DOCUMENTS

D497,950 S 11/2004 Takanashi
D499,762 S 12/2004 Shova
D500,338 S 12/2004 Kommer
D501,253 S 1/2005 Bainton
D502,739 S 3/2005 Shova
D505,490 S * 5/2005 Tyce D24/114
D525,303 S 7/2006 Andrews
D532,454 S 11/2006 Togawa
D545,366 S 6/2007 Ternovits
D547,375 S 7/2007 Gerules
D549,376 S * 8/2007 Shiu D26/49
D551,341 S * 9/2007 Galbraith D24/114

D563,471 S 3/2008 Qiu
D566,174 S * 4/2008 Silverstein D19/43
D575,821 S * 8/2008 Tan D19/50
D581,460 S * 11/2008 Zhao et al. D19/44
D581,978 S * 12/2008 Windorski et al. D19/36
D601,200 S 9/2009 Zhang
D605,700 S 12/2009 Ma
D609,747 S 2/2010 Ma

OTHER PUBLICATIONS

Liu, L., "Pen," U.S. Appl. No. 29/338,432, filed Jun. 11, 2009.

* cited by examiner

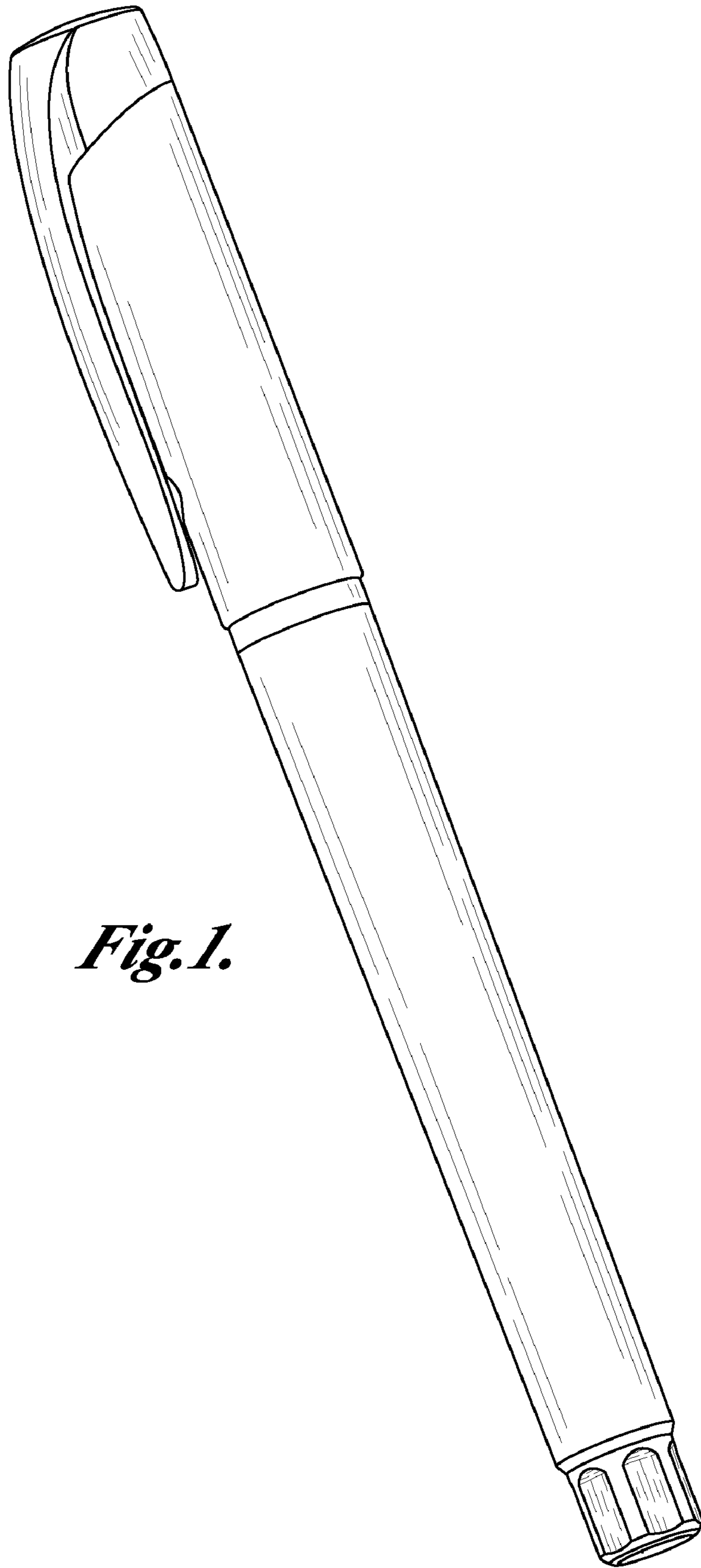


Fig. 1.

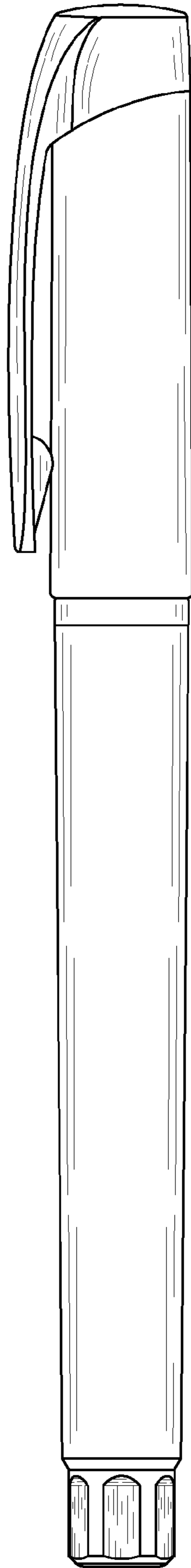


Fig. 2.




Fig. 3.

Fig. 4.





Fig. 5.

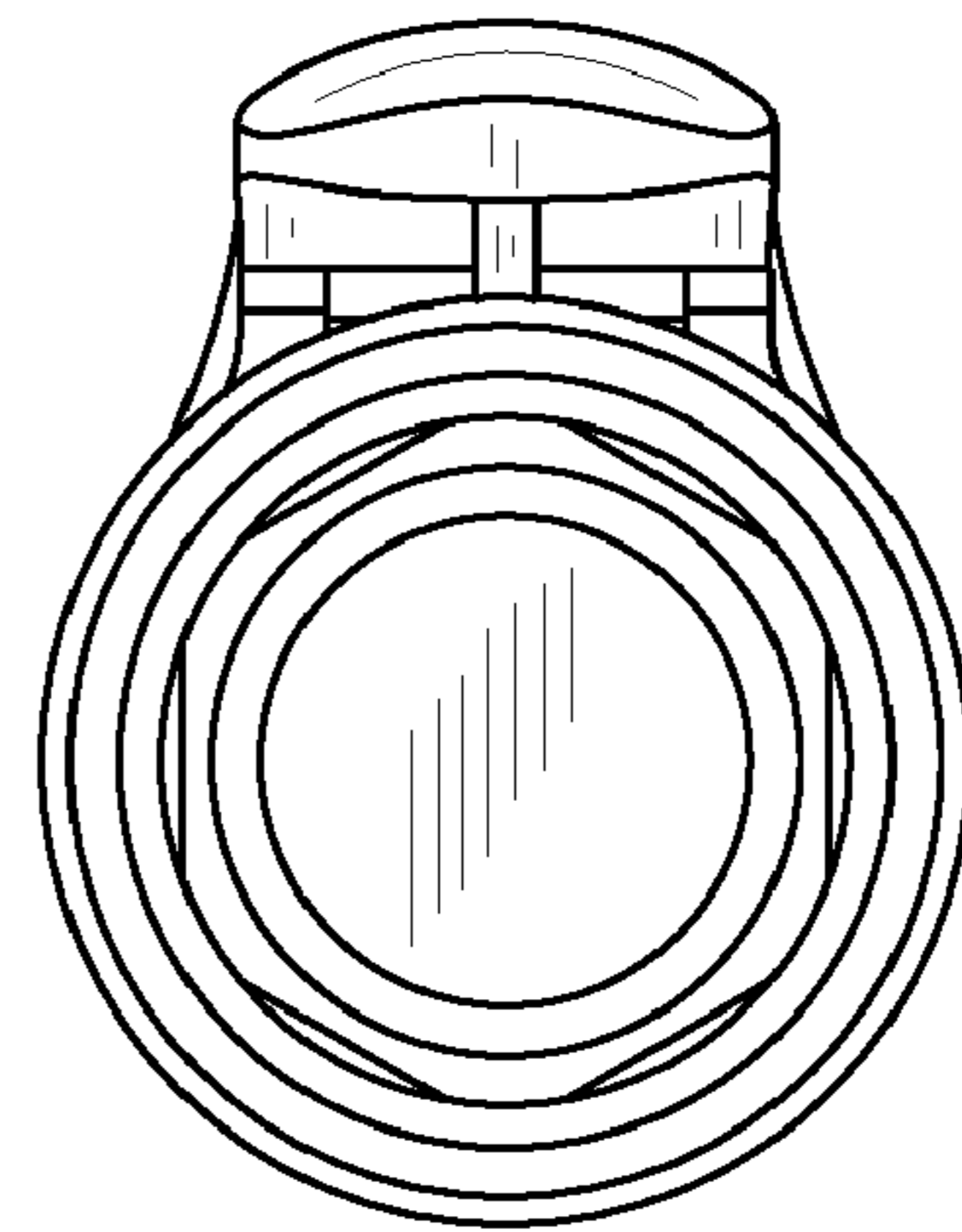


Fig. 6.