



US00D628640S

(12) **United States Design Patent**
Wang

(10) **Patent No.:** **US D628,640 S**
(45) **Date of Patent:** **** Dec. 7, 2010**

(54) **PEN**
(75) **Inventor:** **Weijie Wang**, Ningbo (CN)
(73) **Assignee:** **Beifa Group Co., Ltd.**, Ningbo (CN)
(**) **Term:** **14 Years**
(21) **Appl. No.:** **29/330,713**
(22) **Filed:** **Jan. 13, 2009**

D559,909 S 1/2008 Qiu
D562,388 S 2/2008 Qiu
D578,572 S 10/2008 Qiu
D580,491 S 11/2008 Fei
D580,493 S 11/2008 Fei
7,461,991 B2 * 12/2008 Dalancourt et al. 401/251
D591,348 S 4/2009 Yu
D595,352 S * 6/2009 Ikeda D19/48
D595,355 S 6/2009 Li
D598,496 S * 8/2009 Ikeda D19/45

(30) **Foreign Application Priority Data**
Jul. 14, 2008 (CN) 2008 3 0139245

(51) **LOC (9) Cl.** **19-06**
(52) **U.S. Cl.** **D19/50**
(58) **Field of Classification Search** D19/35,
D19/36, 41-51, 53-57; 24/11 F, 11 P, 11 R;
401/52, 99, 100, 104-109, 192, 195, 196
See application file for complete search history.

(56) **References Cited**
U.S. PATENT DOCUMENTS

D308,075 S 5/1990 Yazaki
4,983,062 A * 1/1991 Hour 401/195
D321,207 S 10/1991 Granoff
D342,089 S 12/1993 Anavil
D444,498 S 7/2001 Izushima
D469,467 S 1/2003 Briggel
D491,983 S 6/2004 Izushima
D503,742 S 4/2005 Mori
D504,152 S * 4/2005 Collin D19/43
D504,154 S * 4/2005 Collin D19/49
D505,156 S 5/2005 Tatic
D507,811 S * 7/2005 Shibata et al. D19/49
D508,077 S 8/2005 Bhavnani
D509,850 S * 9/2005 Bhavnani D19/36
D513,767 S * 1/2006 Bhavnani D19/49
D522,579 S 6/2006 Sim
D541,860 S 5/2007 Kung
D544,034 S 6/2007 Qiu
D546,385 S * 7/2007 Bhavnani D19/41
D553,189 S * 10/2007 Qiu D19/47
D559,315 S 1/2008 Qiu

(Continued)

OTHER PUBLICATIONS

Li, B., "Pen," U.S. Appl. No. 29/338,979, filed Jun. 22, 2009.

(Continued)

Primary Examiner—Elizabeth A Albert
(74) *Attorney, Agent, or Firm*—Christensen O'Connor
Johnson Kindness PLLC

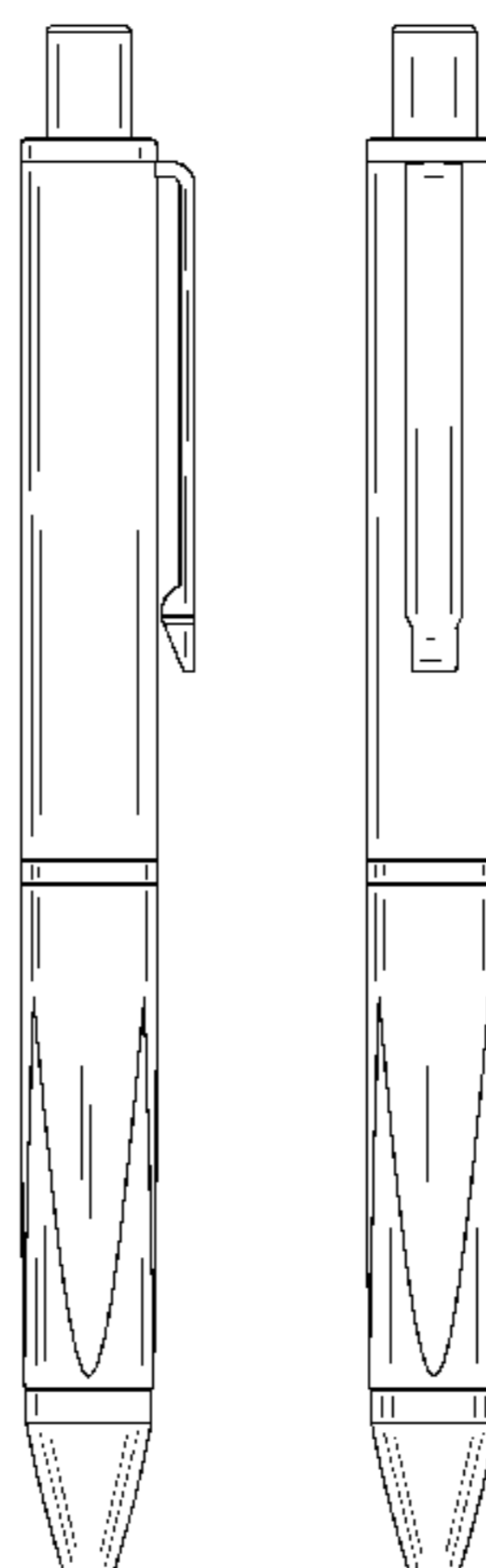
(57) **CLAIM**

The ornamental design for a pen, as shown and described.

DESCRIPTION

FIG. 1 is an upper front left perspective view of a pen showing my new design;
FIG. 2 is a left side elevation view thereof;
FIG. 3 is an enlarged top plan view thereof;
FIG. 4 is a front elevation view thereof;
FIG. 5 is a right side elevation view thereof;
FIG. 6 is an enlarged bottom plan view thereof; and,
FIG. 7 is a rear elevation view thereof.

1 Claim, 3 Drawing Sheets



US D628,640 S

Page 2

U.S. PATENT DOCUMENTS

D603,899 S * 11/2009 Suero et al. D19/50
D604,362 S * 11/2009 Suero et al. D19/50
D607,932 S * 1/2010 Zhang D19/48
D607,933 S * 1/2010 Zhang D19/48
D610,615 S * 2/2010 Li D19/48

D612,425 S * 3/2010 Suero et al. D19/41

OTHER PUBLICATIONS

Wang, W., "Pen," U.S. Appl. No. 29/330,718, filed Jan. 13, 2009.
Zhang, B., "Pen," U.S. Appl. No. 29/330,723, filed Jan. 13, 2009.

* cited by examiner

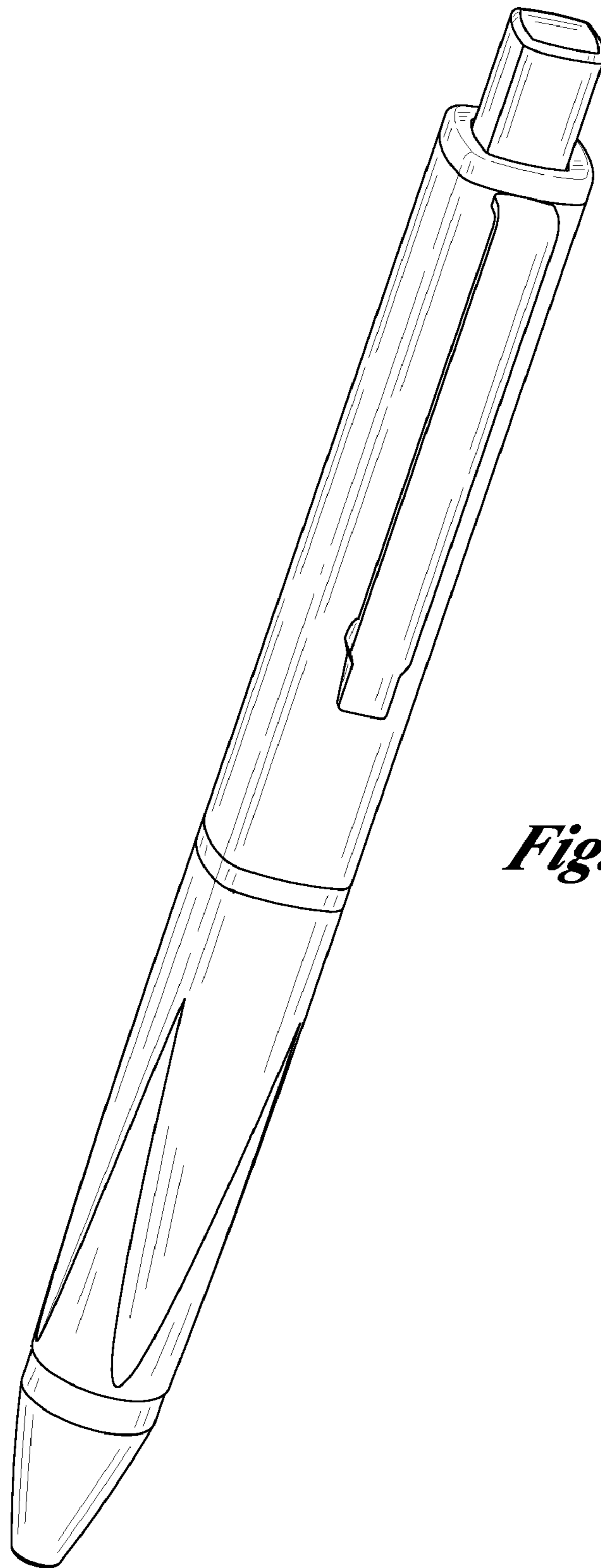


Fig. 1.

Fig.2.

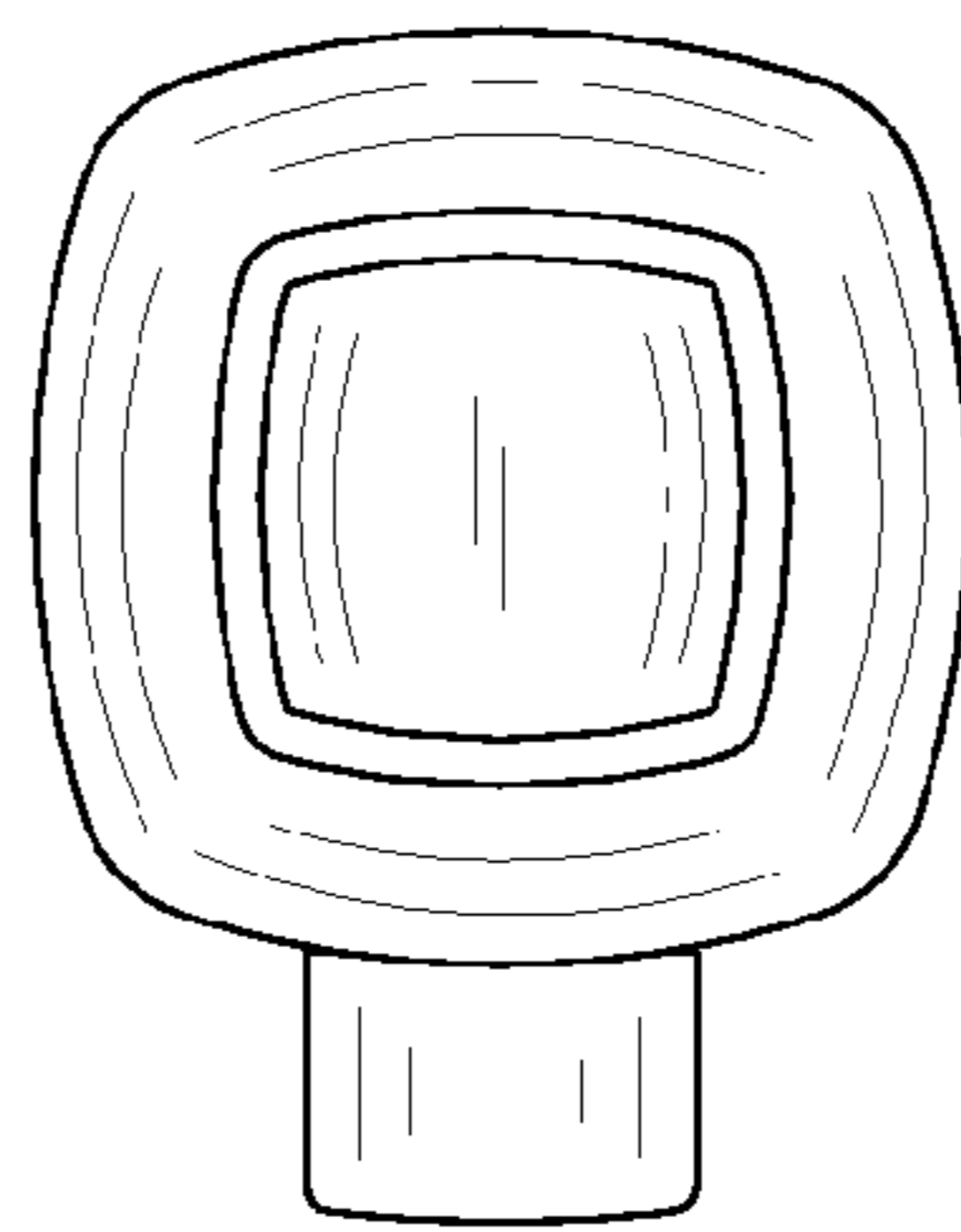
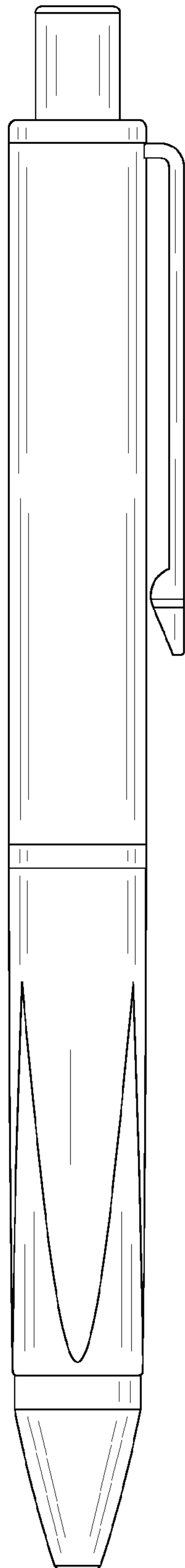
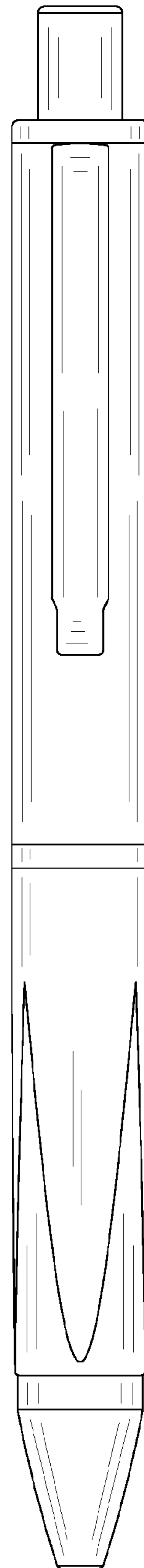


Fig.3.

Fig.4.



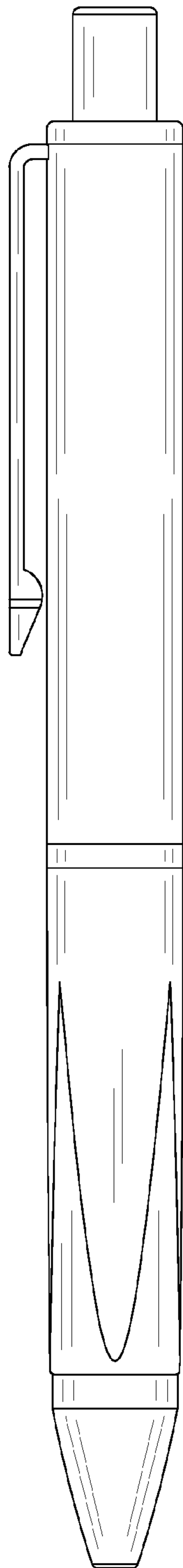


Fig. 5.

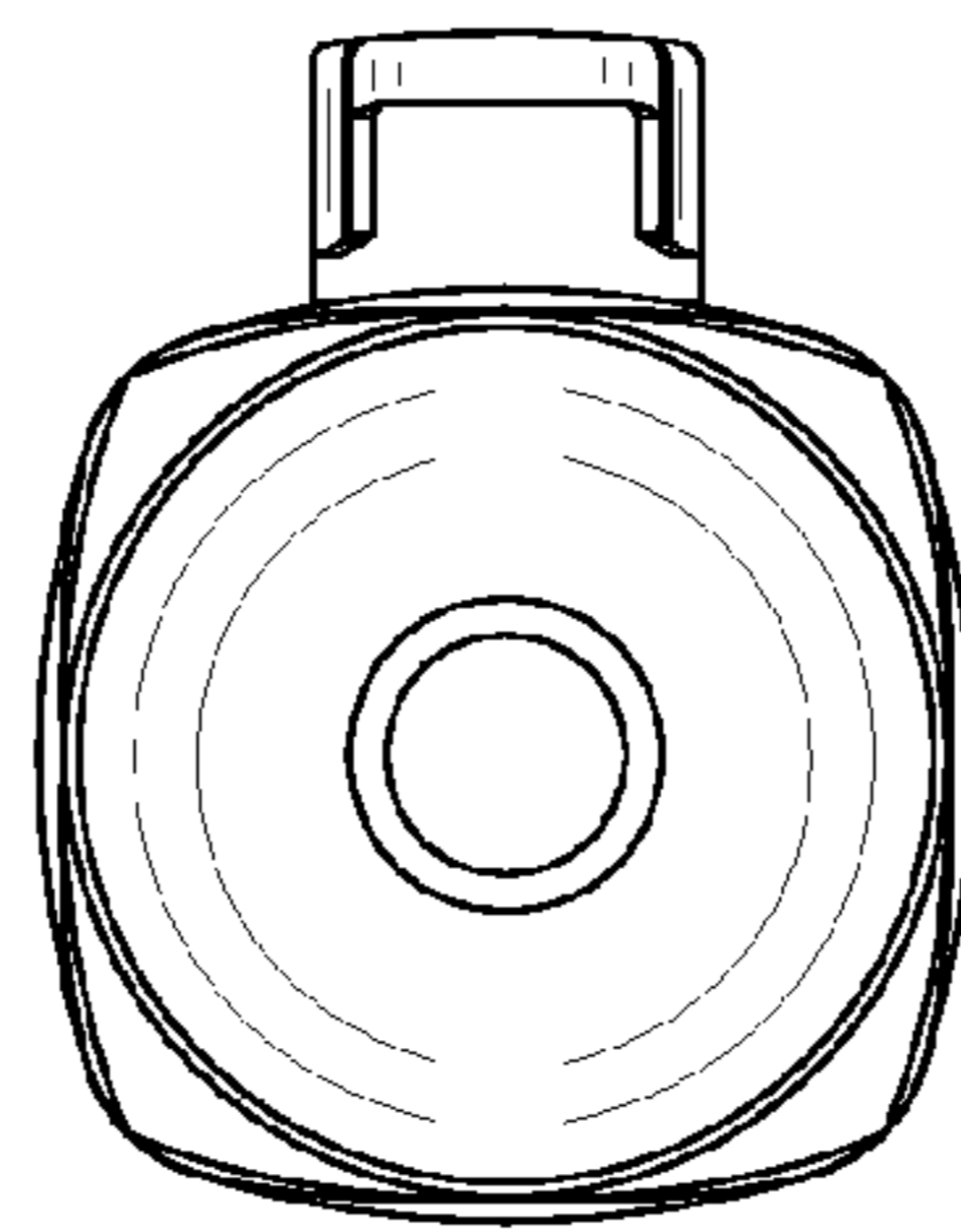


Fig. 6.

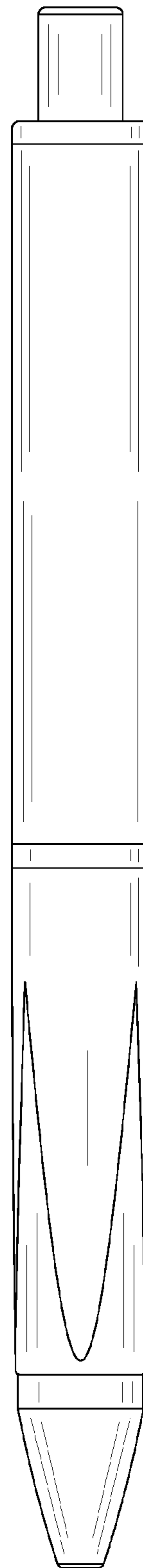


Fig. 7.