



US00D628577S

(12) **United States Design Patent**  
**Marks et al.**

(10) **Patent No.:** **US D628,577 S**

(45) **Date of Patent:** **\*\* Dec. 7, 2010**

(54) **SPHERICAL ENDED CONTROLLER**

(75) Inventors: **Richard Marks**, Pleasanton, CA (US);  
**Anton Mikhailov**, Campbell, CA (US);  
**Eric Larsen**, Pacifica, CA (US); **Ennin Huang**, Santa Clara, CA (US)

(73) Assignee: **Sony Computer Entertainment Inc.**,  
Tokyo (JP)

(\*\*) Term: **14 Years**

(21) Appl. No.: **29/327,215**

(22) Filed: **Oct. 31, 2008**

(51) **LOC (9) Cl.** ..... **14-02**

(52) **U.S. Cl.** ..... **D14/412; D21/333**

(58) **Field of Classification Search** ..... D14/217,  
D14/218, 225, 356, 388, 389, 400, 401, 412-416,  
D14/432-434, 454, 496; D21/324, 332,  
D21/333, 398, 400, 513; D34/27, 35; 463/1,  
463/30, 36-38, 46, 47; 345/156-161, 905;  
D12/174, 178-180; D8/300, 303; D15/138,  
D15/142; 74/489, 502.2, 523, 551.8, 551.9  
See application file for complete search history.

(56) **References Cited**

**U.S. PATENT DOCUMENTS**

D71,917 S *	1/1927	Kotolidis	.....	D21/398
D292,299 S *	10/1987	Thomas	.....	D14/412
D371,442 S *	7/1996	Semyonova	.....	D24/214
D374,084 S *	9/1996	Chen	.....	D24/211
D419,556 S *	1/2000	Haney	.....	D14/192
D420,004 S *	2/2000	Haney	.....	D14/192

D543,212 S *	5/2007	Marks	.....	D14/454
D559,254 S *	1/2008	Ashida et al.	.....	D14/400
D585,434 S *	1/2009	Ganley et al.	.....	D14/228
D594,066 S *	6/2009	Oikawa et al.	.....	D21/333
D594,067 S *	6/2009	Oikawa et al.	.....	D21/333
D602,097 S *	10/2009	Oikawa et al.	.....	D21/333
D607,515 S *	1/2010	Oikawa et al.	.....	D21/333
D625,275 *	10/2010	Yano	.....	D13/168
2005/0140645 A1 *	6/2005	Ueshima	.....	345/156
2010/0105480 A1 *	4/2010	Mikhailov et al.	.....	463/38
2010/0144436 A1 *	6/2010	Marks et al.	.....	463/36

\* cited by examiner

*Primary Examiner*—Stella M Reid

*Assistant Examiner*—Keli L Hill

(74) *Attorney, Agent, or Firm*—Martine Penilla &  
Gencarella, LLP

(57) **CLAIM**

The ornamental design for a spherical ended controller, as shown and described.

**DESCRIPTION**

FIG. 1 is a rear and right perspective view of a spherical ended controller, embodying our new design;

FIG. 2 is a rear elevational view thereof;

FIG. 3 is a front elevational view thereof;

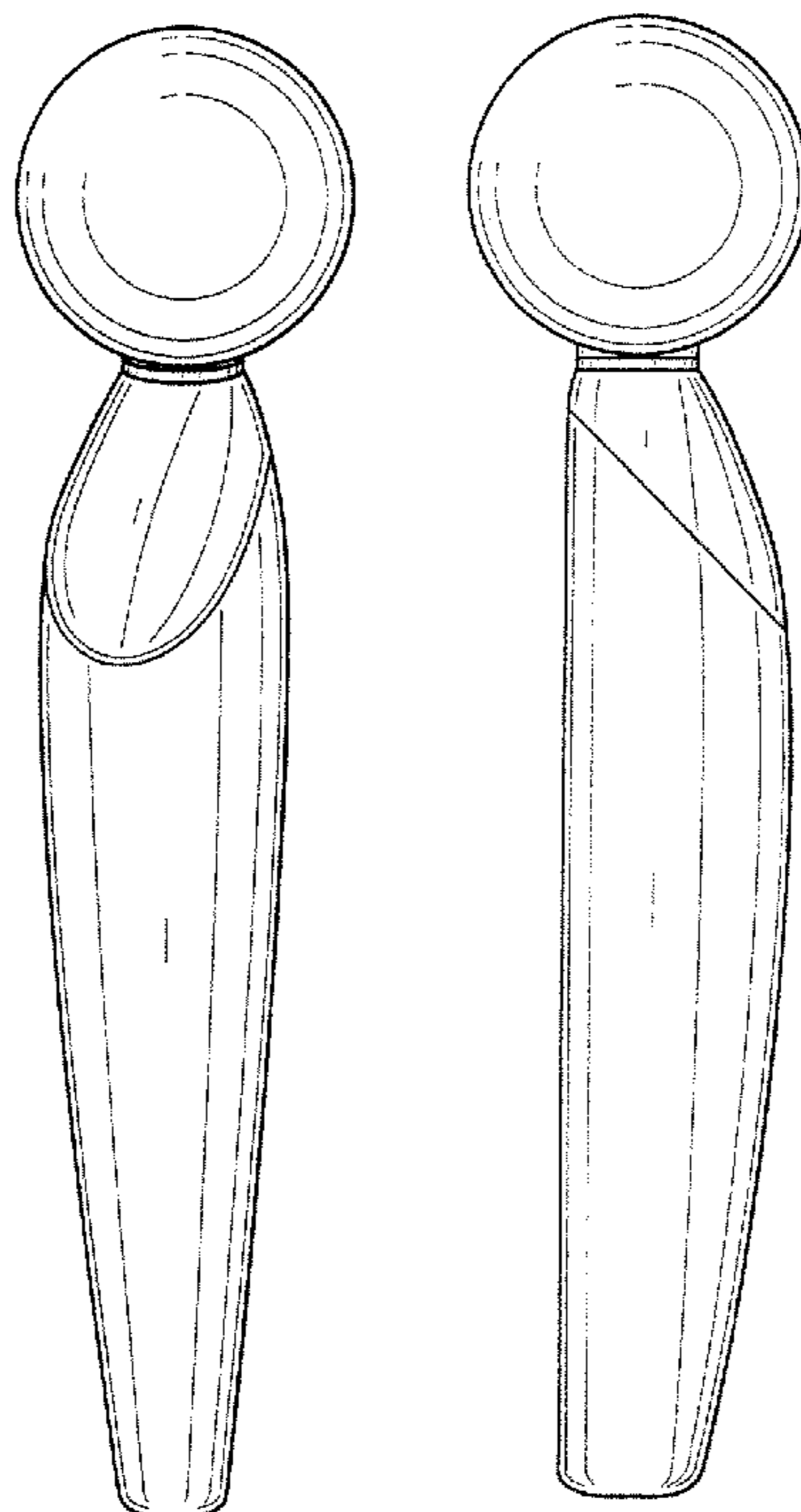
FIG. 4 is a top plan view thereof;

FIG. 5 is a bottom plan view thereof;

FIG. 6 is a left side elevational view thereof; and,

FIG. 7 is a right side elevational view thereof.

**1 Claim, 4 Drawing Sheets**



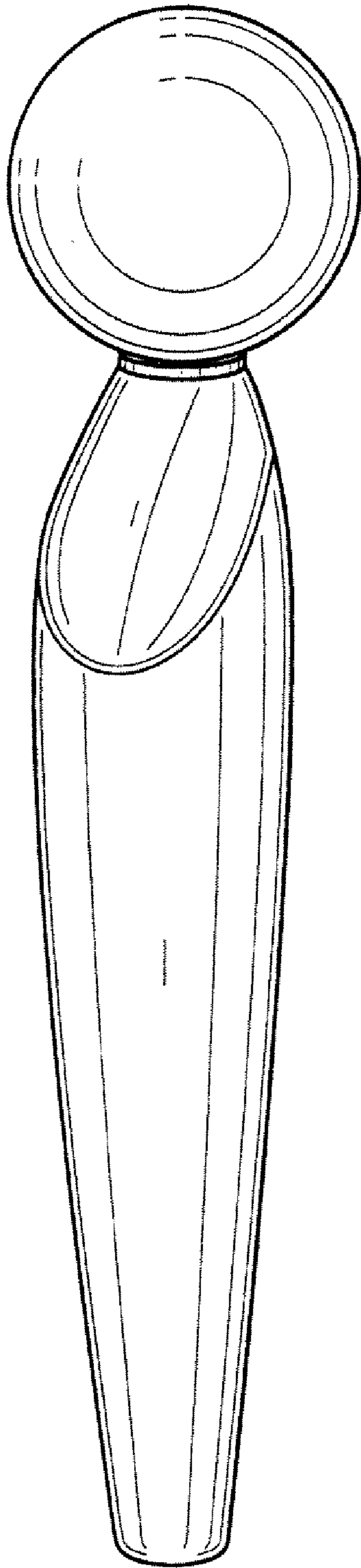


FIG. 1

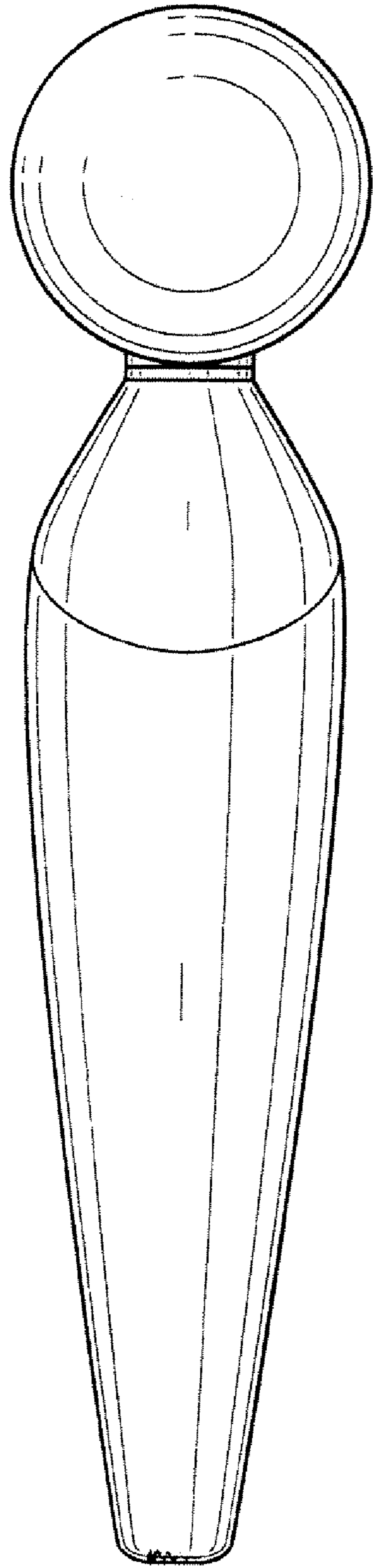


FIG. 2

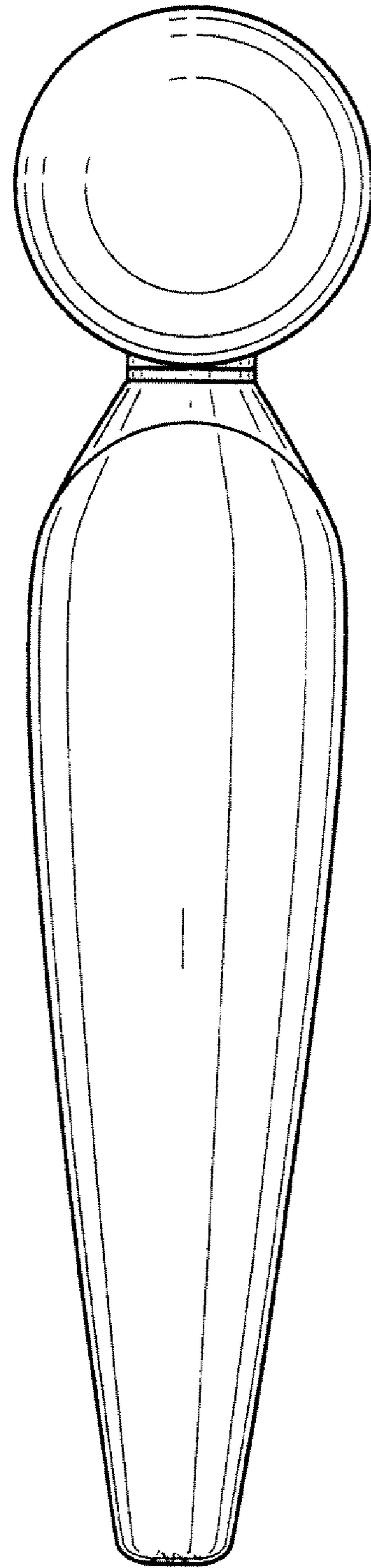


FIG. 3

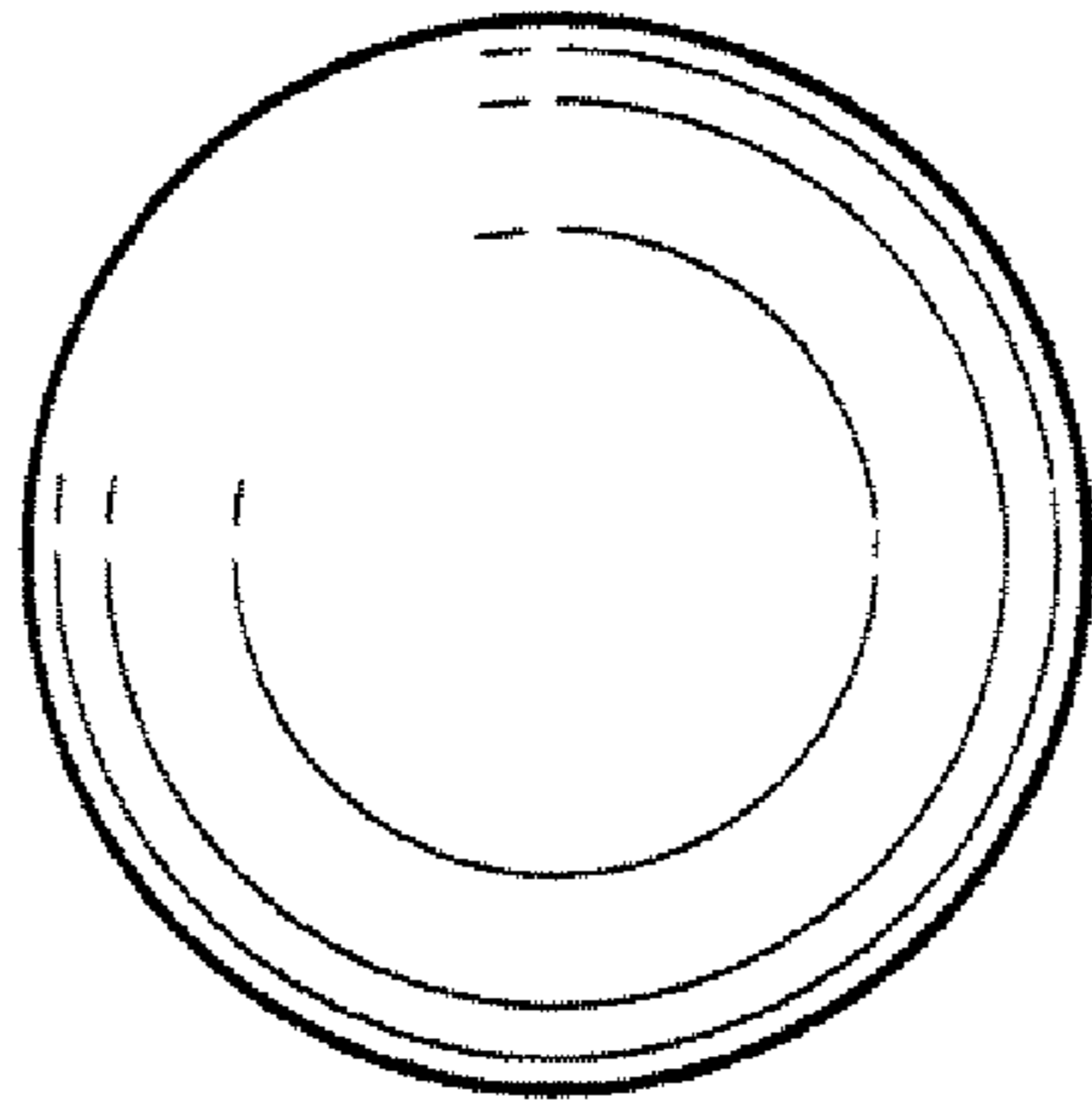


FIG. 4

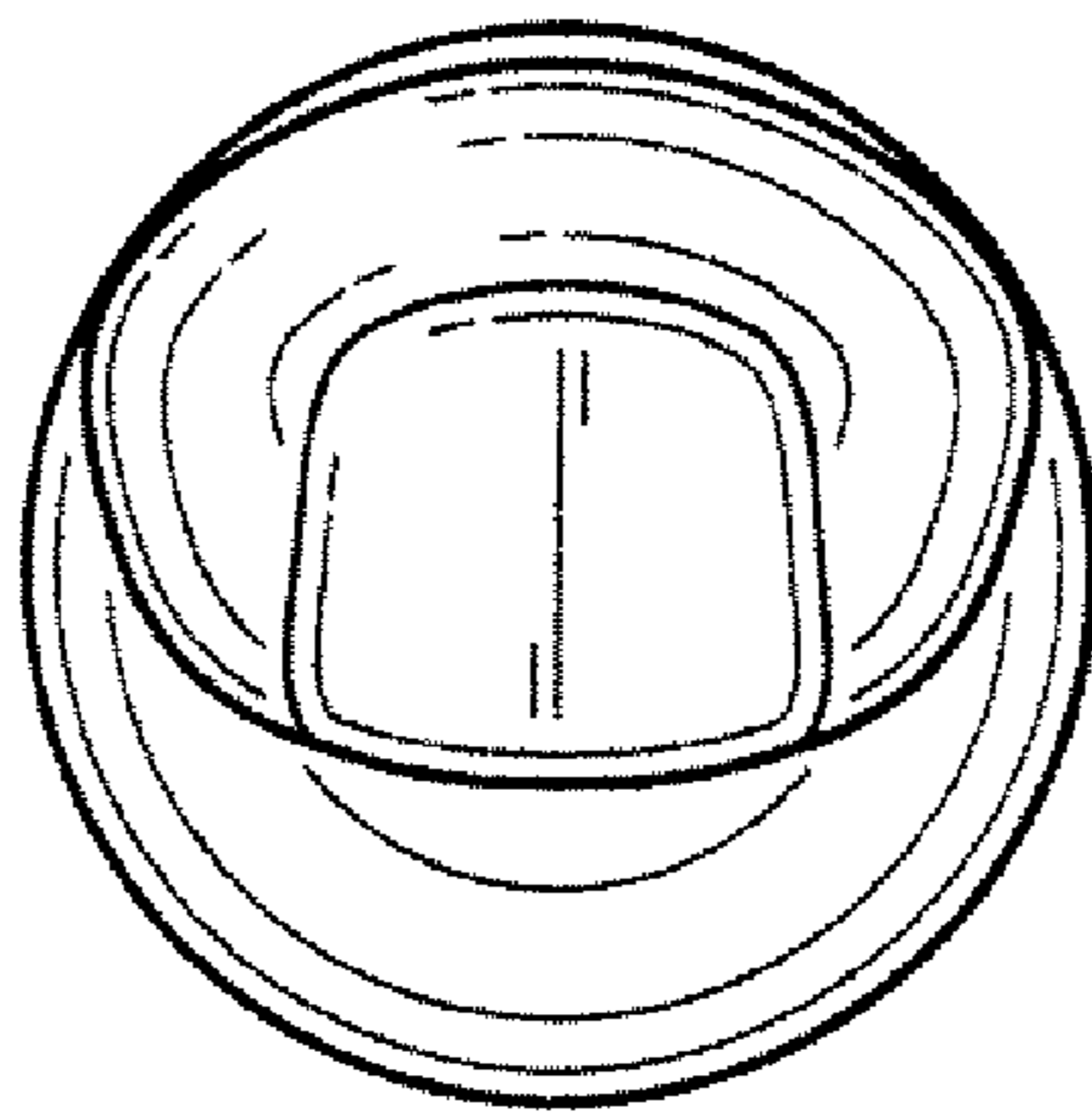


FIG. 5

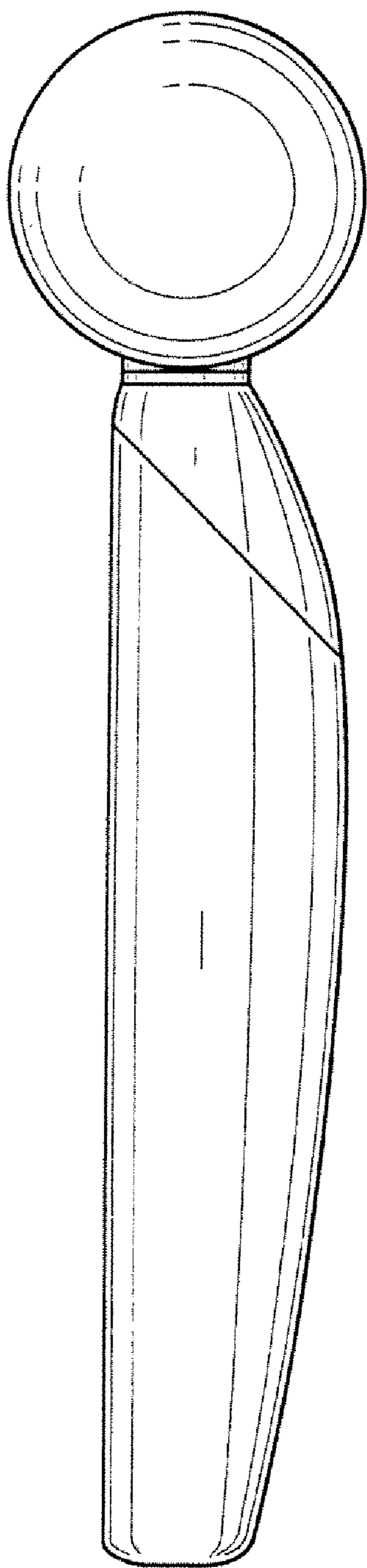


FIG. 6

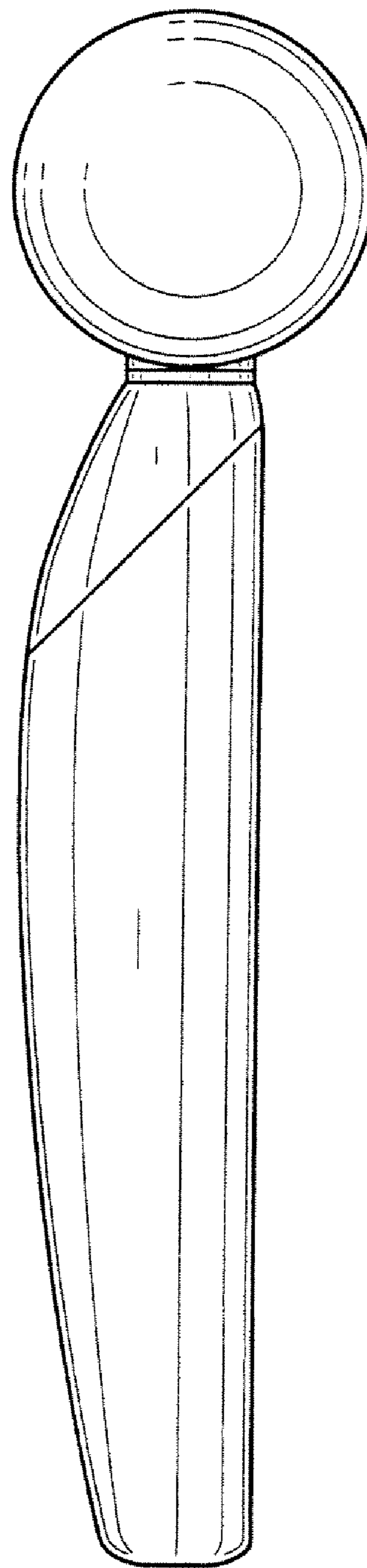


FIG. 7