



US00D628535S

(12) **United States Design Patent**  
**Cheng**

(10) **Patent No.:** **US D628,535 S**

(45) **Date of Patent:** **\*\* Dec. 7, 2010**

(54) **PORTABLE CHARGER**

(75) Inventor: **Jung-Ching Cheng**, Taipei (TW)

(73) Assignee: **Cheng Uei Precision Industry Co., Ltd.**, Taipei (TW)

(\*\*) Term: **14 Years**

(21) Appl. No.: **29/364,477**

(22) Filed: **Jun. 24, 2010**

(51) **LOC (9) Cl.** ..... **13-02**

(52) **U.S. Cl.** ..... **D13/108**

(58) **Field of Classification Search** ..... D13/107-110,  
D13/118-119, 184; D14/251, 253, 432,  
D14/434, 435.1; 320/107-115

See application file for complete search history.

(56) **References Cited**

**U.S. PATENT DOCUMENTS**

D280,317 S *	8/1985	Boyd et al.	.....	D13/103
D375,483 S *	11/1996	Tashiro	.....	D13/110
D477,824 S *	7/2003	Taniguchi	.....	D14/434
D512,718 S *	12/2005	Mori et al.	.....	D14/434
7,012,403 B2 *	3/2006	Hwang	.....	320/107
D542,221 S *	5/2007	Hriscu et al.	.....	D13/110
D547,266 S *	7/2007	Wong	.....	D13/110
D556,678 S *	12/2007	Weinstein et al.	.....	D13/103
D570,772 S *	6/2008	Mahaffey et al.	.....	D13/110
D592,138 S *	5/2009	Mahaffey et al.	.....	D13/123

D599,737 S *	9/2009	Amidei et al.	.....	D13/110
D599,738 S *	9/2009	Amidei et al.	.....	D13/110
D601,961 S *	10/2009	Mahaffey et al.	.....	D13/123
7,746,029 B2 *	6/2010	Toya	.....	320/107
2003/0117106 A1 *	6/2003	Hwang	.....	320/107
2009/0001933 A1 *	1/2009	Fu	.....	320/112
2009/0284221 A1 *	11/2009	Liao	.....	320/111

\* cited by examiner

*Primary Examiner*—Rosemary K Tarcza

(74) *Attorney, Agent, or Firm*—WPAT, P.C.; Anthony King

(57) **CLAIM**

The ornamental design for a portable charger, as shown and described.

**DESCRIPTION**

FIG. 1 is a perspective view of a portable charger showing my new design;

FIG. 2 is a front elevational view thereof;

FIG. 3 is a rear elevational view thereof;

FIG. 4 is a left side elevational view thereof;

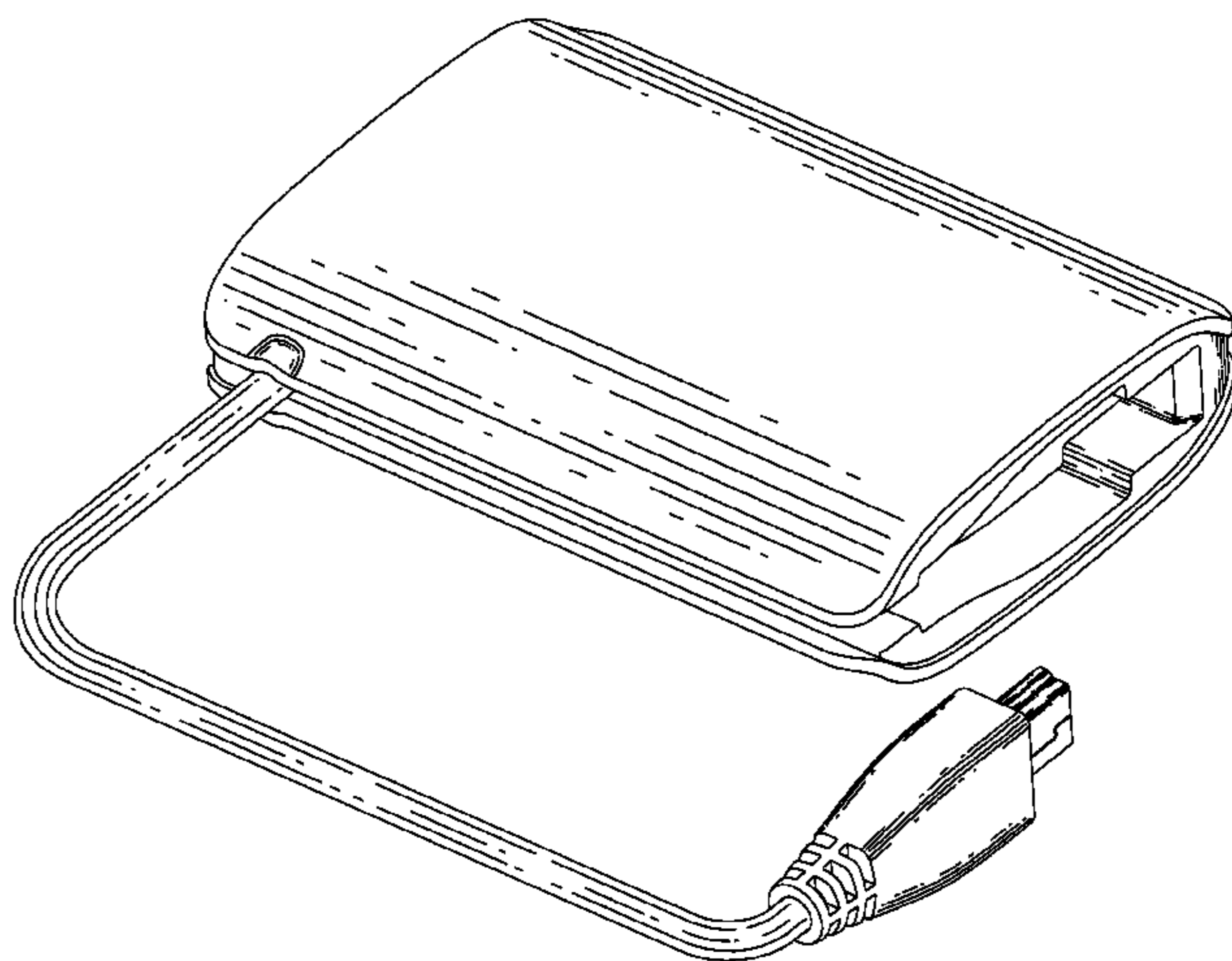

FIG. 5 is a right side elevational view thereof;

FIG. 6 is a top plan view thereof;

FIG. 7 is a bottom plan view thereof; and,

FIG. 8 is a perspective view showing the portable charger in a position of use.

**1 Claim, 8 Drawing Sheets**






FIG. 1




FIG. 2

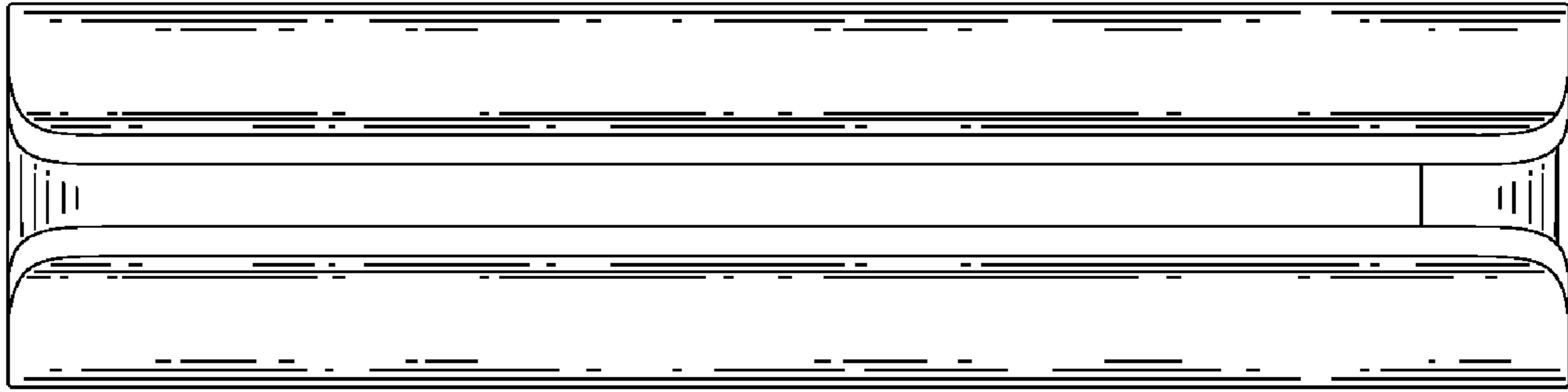


FIG. 3

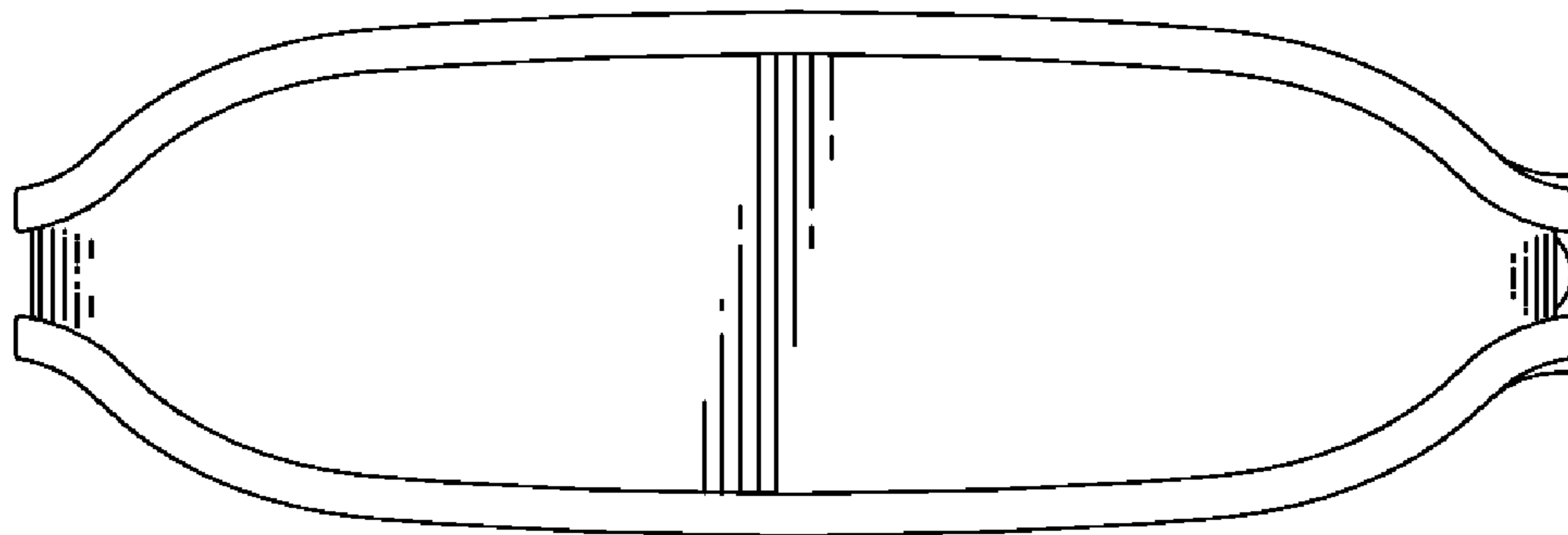


FIG. 4

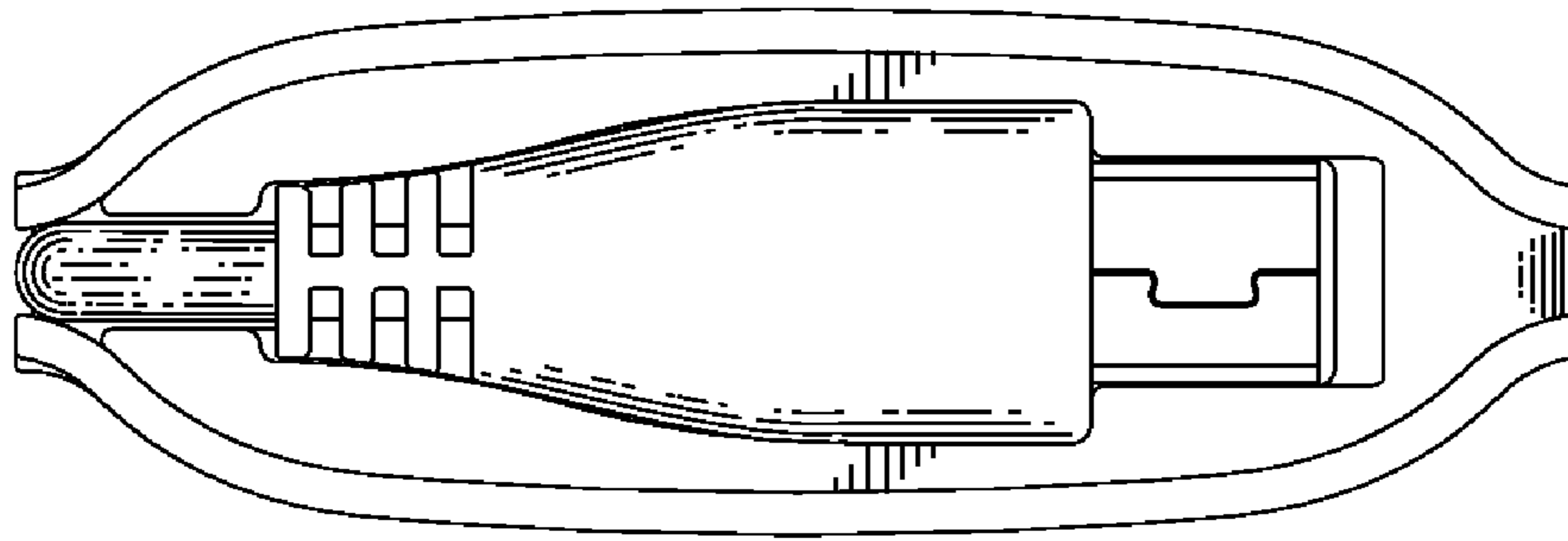


FIG. 5

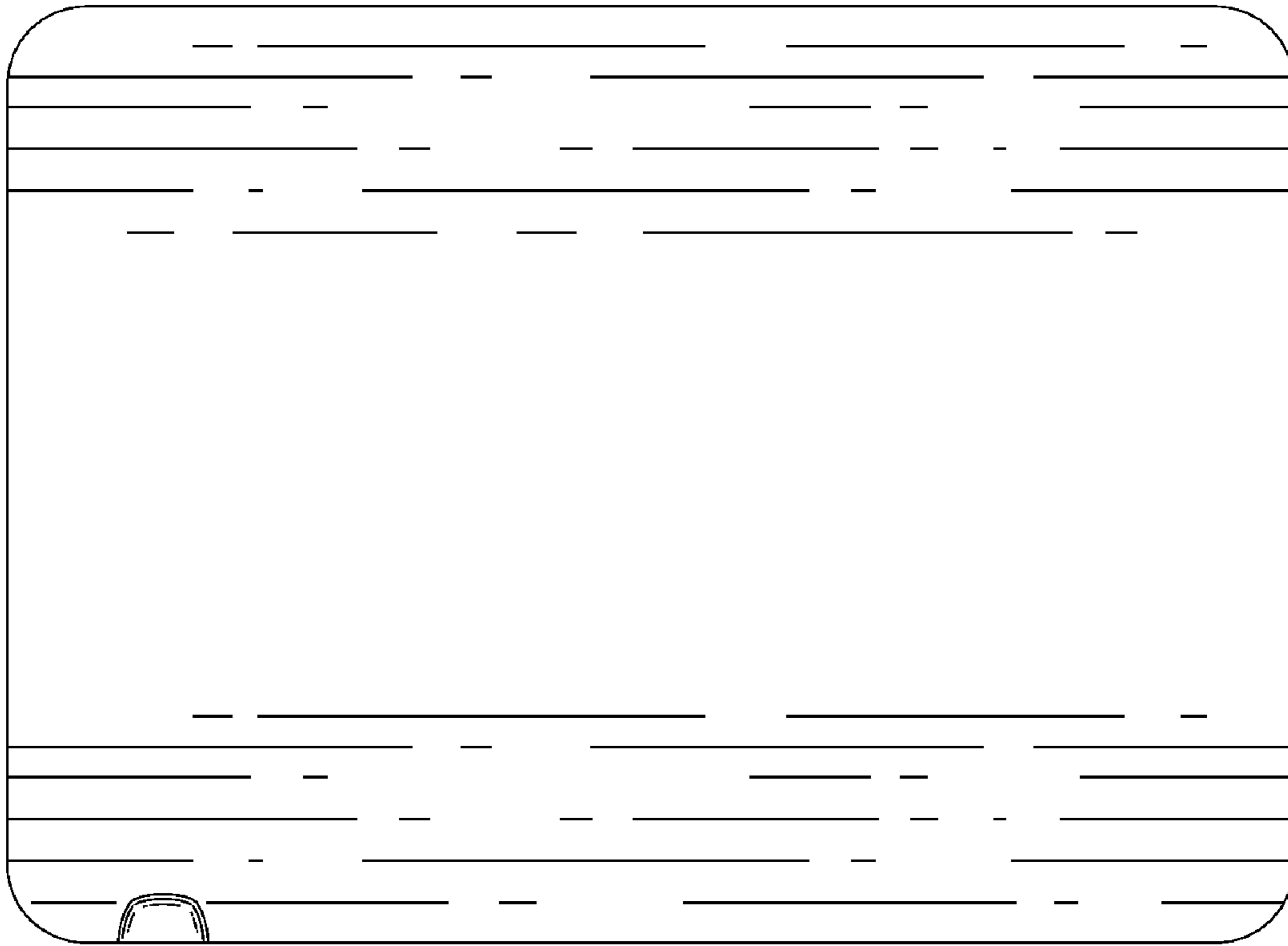


FIG. 6

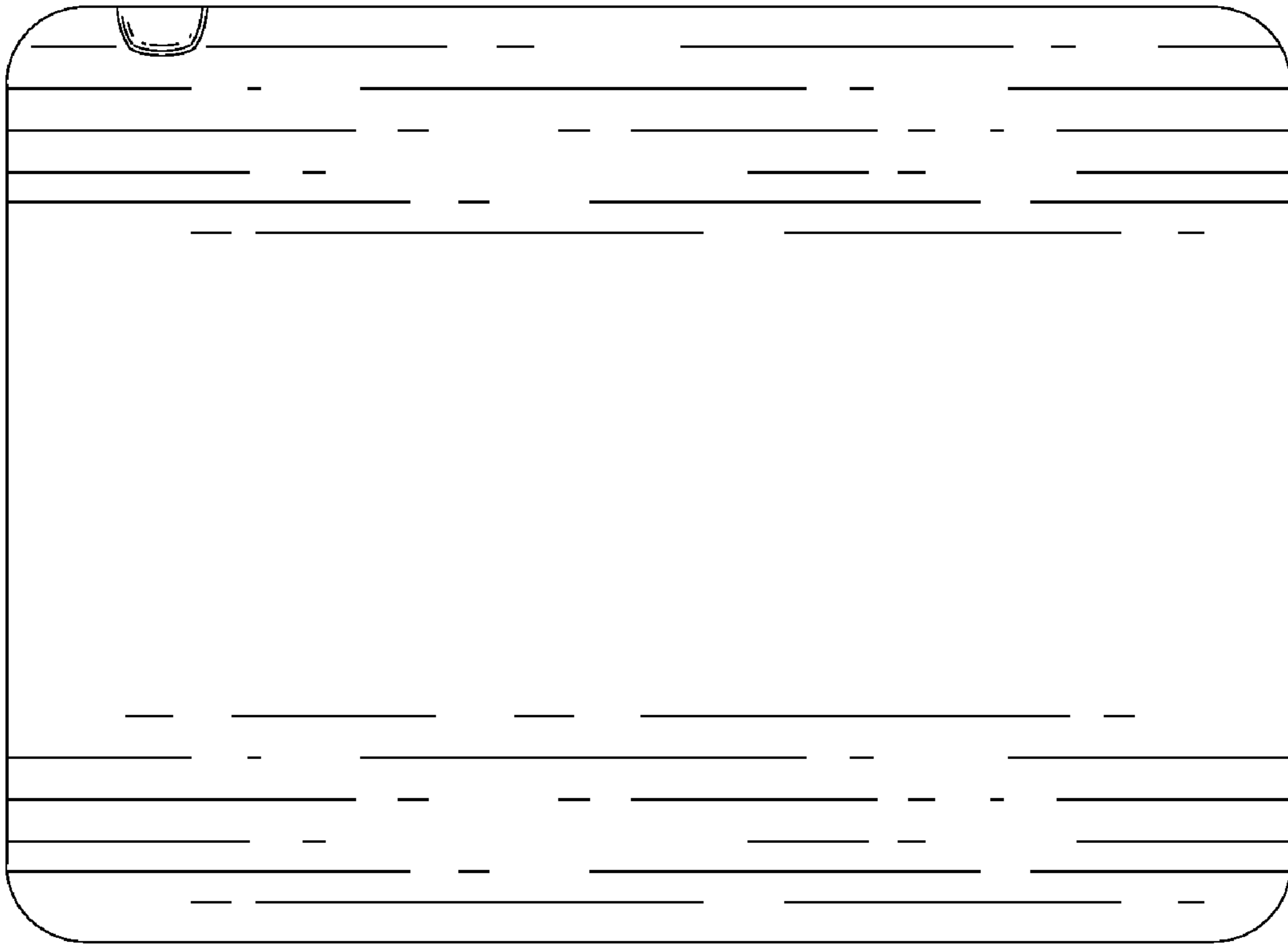


FIG. 7



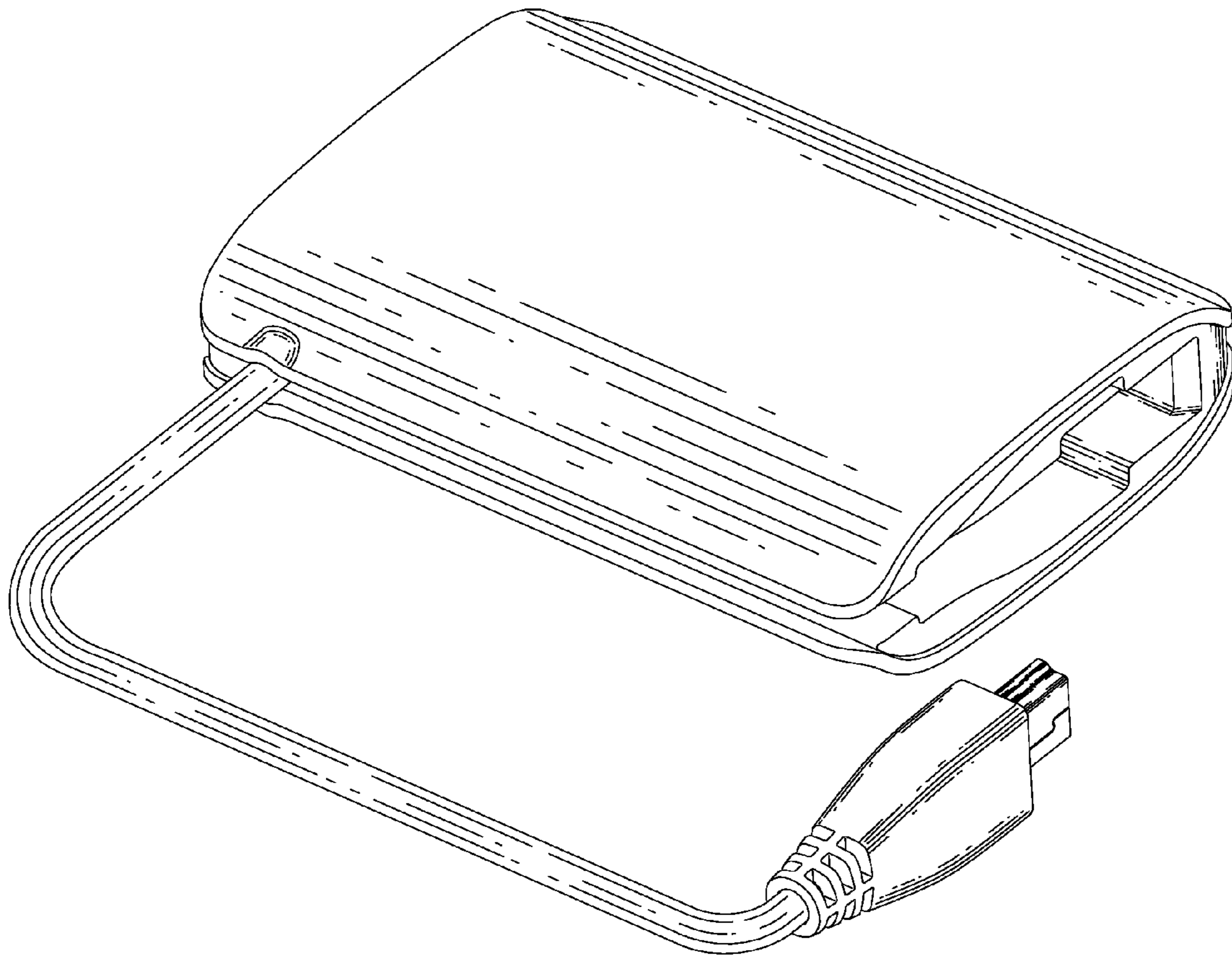


FIG. 8