



US00D628522S

(12) **United States Design Patent**  
**Fesler et al.**

(10) **Patent No.:** **US D628,522 S**  
(45) **Date of Patent:** **\*\* Dec. 7, 2010**

(54) **FRONT GRILL FOR VEHICLE BODY**

*Primary Examiner*—Melody N Brown

(74) *Attorney, Agent, or Firm*—Fennemore Craig, P.C.

(75) Inventors: **Carrie Ann Fesler**, Phoenix, AZ (US);  
**Christopher Lampert Fesler**, Phoenix,  
AZ (US)

(57) **CLAIM**

(73) Assignee: **Fesler Productions, LLC**, Scottsdale,  
AZ (US)

The ornamental design for a front grill for a vehicle body, as shown and described.

(\*\*) Term: **14 Years**

(21) Appl. No.: **29/360,945**

(22) Filed: **May 3, 2010**

**DESCRIPTION**

(51) **LOC (9) Cl.** ..... **12-16**

(52) **U.S. Cl.** ..... **D12/163**

(58) **Field of Classification Search** ..... D12/163,  
D12/196, 171, 169, 216, 90-92, 86; 180/68.1,  
180/68.6; 296/193.11

See application file for complete search history.

FIG. 1 is a front perspective view of a front grill for a vehicle body, showing the front grill in the deployed position;

FIG. 2 is a top plan view thereof;

FIG. 3 is a front elevational view thereof;

FIG. 4 is a perspective view of the far left portion thereof;

FIG. 5 is a perspective view of the far right portion thereof;

FIG. 6 is a rear elevational view of the front grill for a vehicle body;

FIG. 7 is a bottom plan view thereof;

FIG. 8 is a front perspective view of the second embodiment of a front grill for a vehicle body showing the front grill in the retracted position;

FIG. 9 is a top plan view thereof;

FIG. 10 is a front elevational view thereof;

FIG. 11 is a perspective view of the far left portion thereof;

FIG. 12 is a perspective view of the far right portion thereof;

FIG. 13 is a rear elevational view of the second embodiment of the front grill for a vehicle body; and,

FIG. 14 is a bottom plan view thereof.

The vehicle portions show in broken lines are for illustrative purposes only and form no part of the claimed design. Any functional features of the front grill for a vehicle body are not claimed herein.

(56) **References Cited**

U.S. PATENT DOCUMENTS

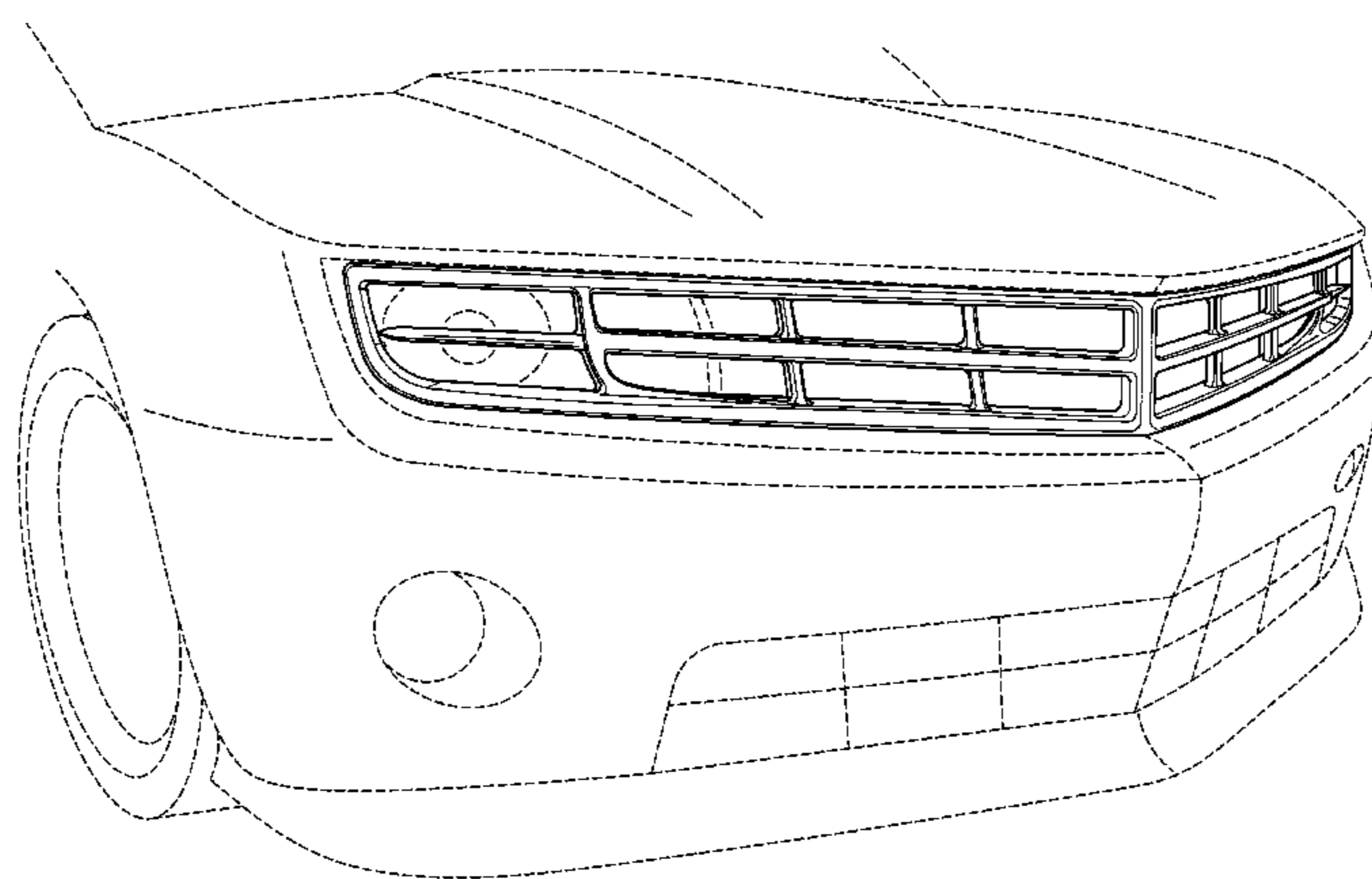
D455,683	S	4/2002	Leazenby	
D464,296	S	10/2002	Nemoto	
D495,979	S	9/2004	Metros et al.	
D584,196	S *	1/2009	Ebel et al.	D12/163
D586,267	S	2/2009	Ebel et al.	
D587,175	S *	2/2009	Bauer et al.	D12/163
D593,460	S	6/2009	Schiavone et al.	
D596,540	S *	7/2009	Hayashi et al.	D12/163
D603,755	S *	11/2009	Peters	D12/92
D603,763	S	11/2009	Lamm	
D608,249	S *	1/2010	Peters	D12/92

OTHER PUBLICATIONS

Excerpt from Chevrolet.com website regarding "All New Camaro". [online]. General Motors, 2010 [retrieved on May 4, 2010]. Retrieved from the Internet: <URL: [http://www.chevrolet.com/vehicles/2010/camaro/overview.do?seo=goo\\_|\\_2008\\_Chevy\\_Retention\\_|\\_IMG\\_2009\\_Chevy\\_Camaro\\_|\\_Camaro\\_2010\\_|\\_2010\\_chevrolet\\_camaro](http://www.chevrolet.com/vehicles/2010/camaro/overview.do?seo=goo_|_2008_Chevy_Retention_|_IMG_2009_Chevy_Camaro_|_Camaro_2010_|_2010_chevrolet_camaro)> [shows photos of the 2010 Chevy Camaro, which was first released on or about Mar. 2009].

(Continued)

**1 Claim, 6 Drawing Sheets**



OTHER PUBLICATIONS

Excerpt from Chevrolet.com website —photo-captioned “LS in Silver Ice Metallic with standard 18-inch Heritage Steel wheels”, Photo of front grill of 2010 Chevy Camaro Coupe [online]. General Motors, 2010 [retrieved on May 4, 2010]. Retrieved from the Internet: <URL: <http://www.chevrolet.com/camaro-car/pictures/>> [shows photos of the 2010 Chevy Camaro, which was first released on or about Mar. 2009].

Excerpt from Chevrolet.com website —photo-captioned “LT in Silver Ice Metallic with high-intensity discharge headlamps”, Photo of front grill of 2010 Chevy Camaro Coupe [online]. General Motors, 2010 [retrieved on 201005-04]. Retrieved from the Internet: <URL: <http://www.chevrolet.com/camaro-car/pictures/>> [shows photos of the 2010 Chevy Camaro, which was first released on or about Mar. 2009].

\* cited by examiner

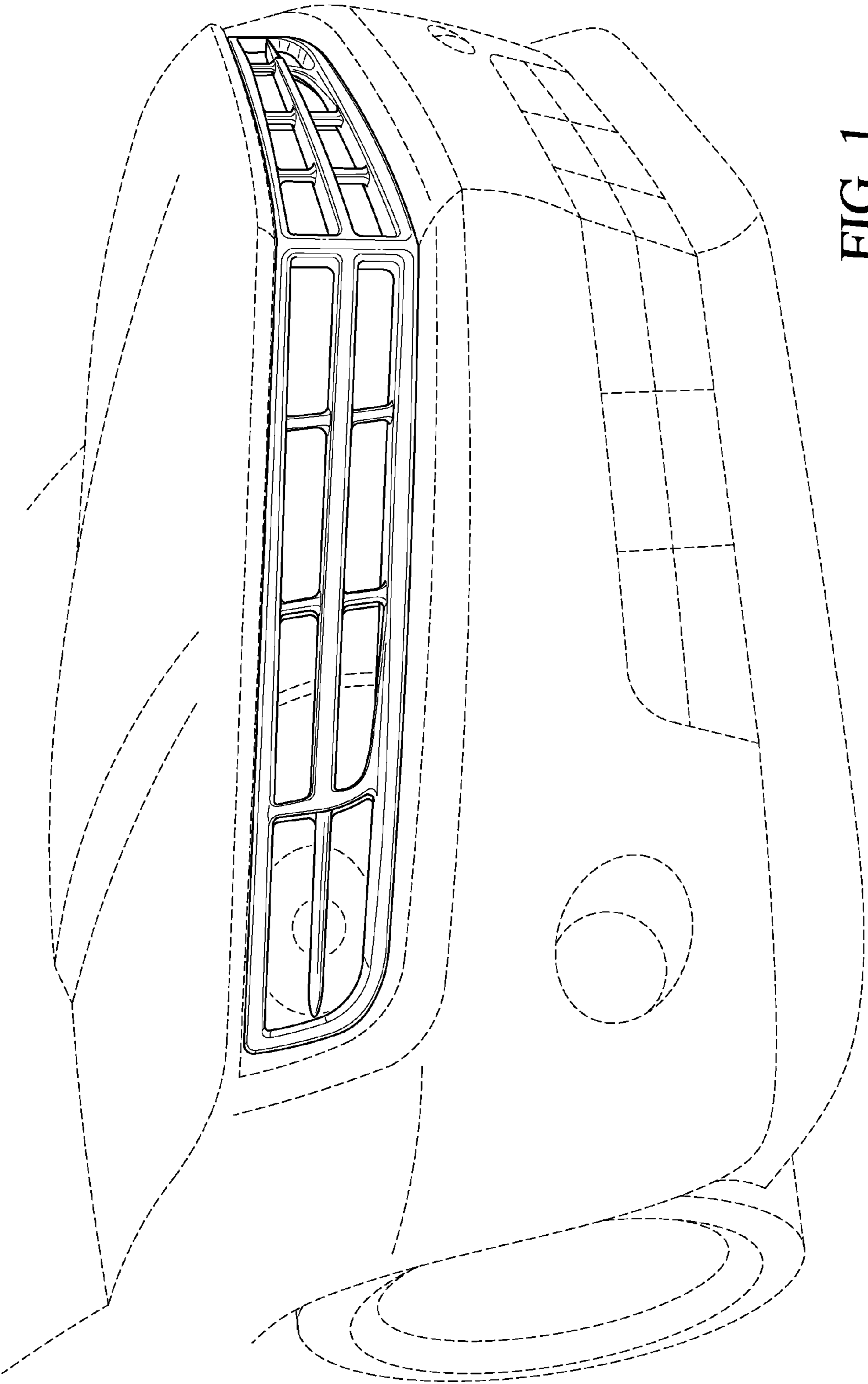


FIG. 1

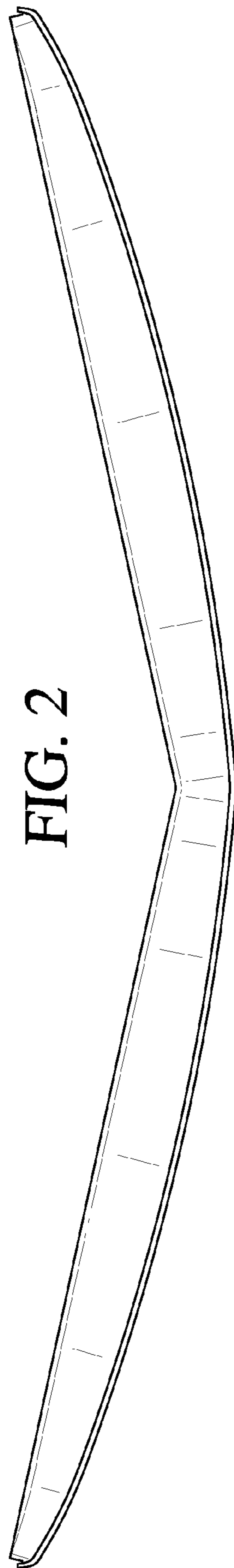


FIG. 2

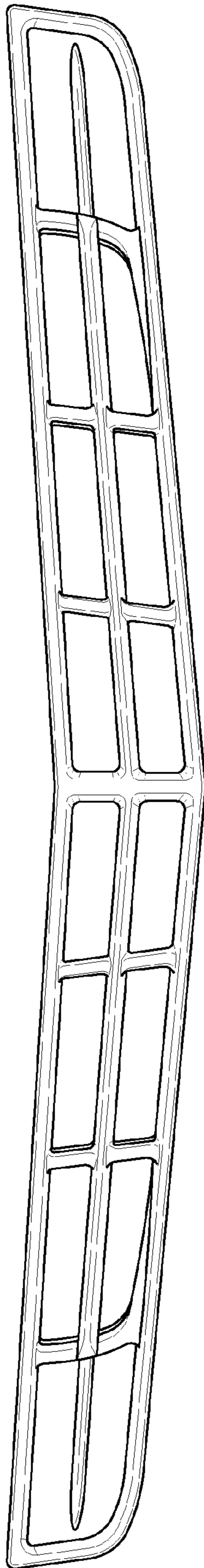


FIG. 3

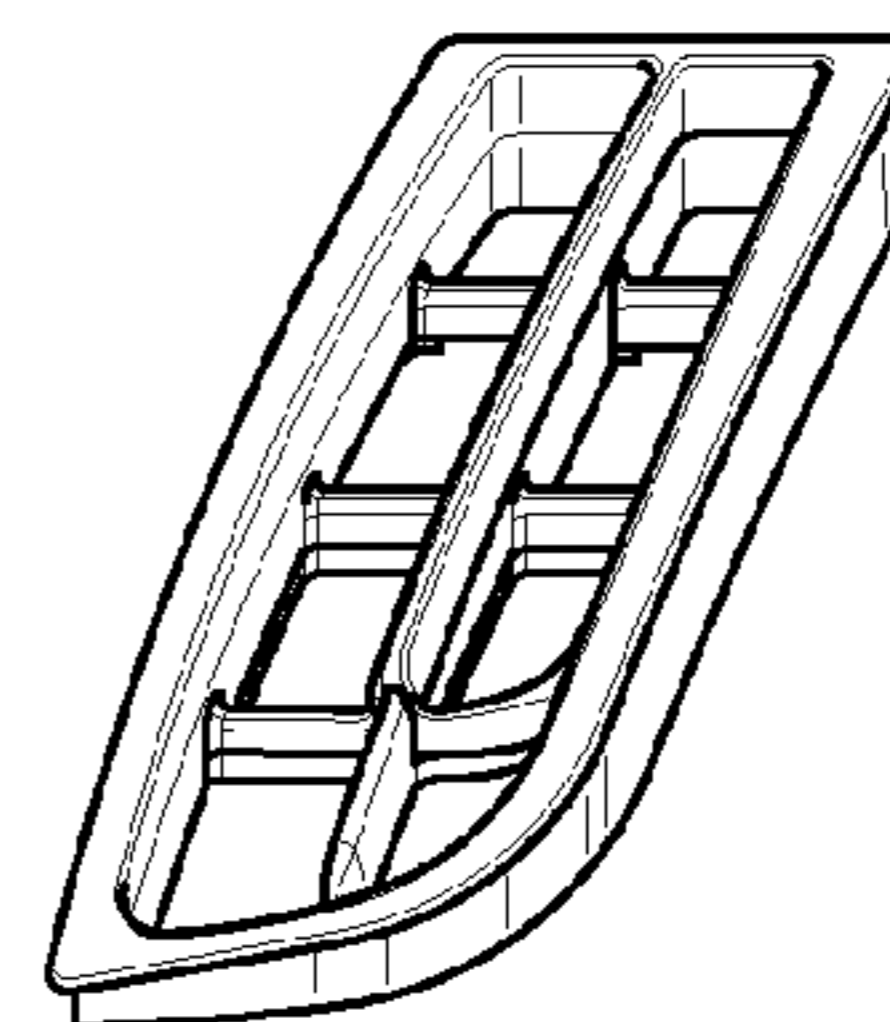


FIG. 4

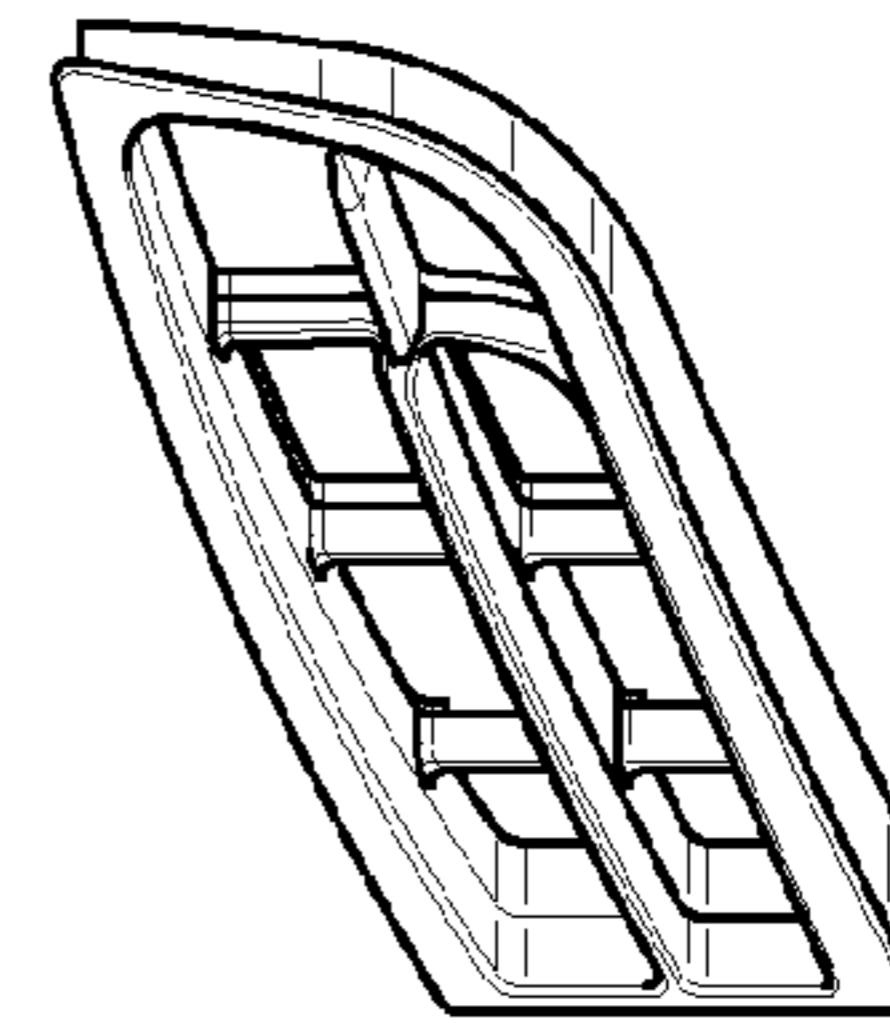


FIG. 5

FIG. 6

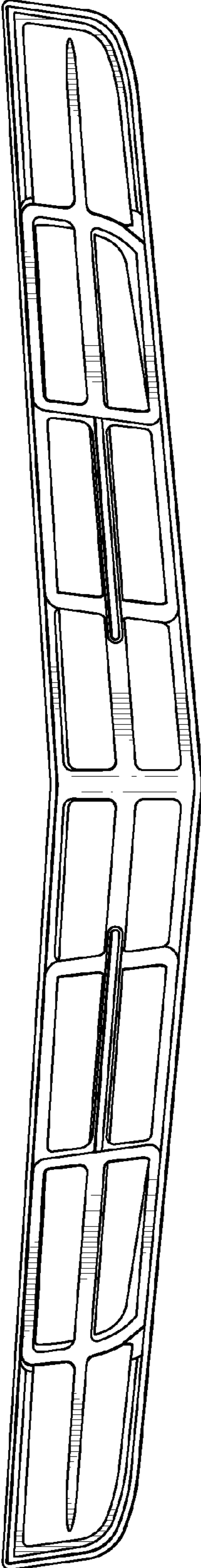
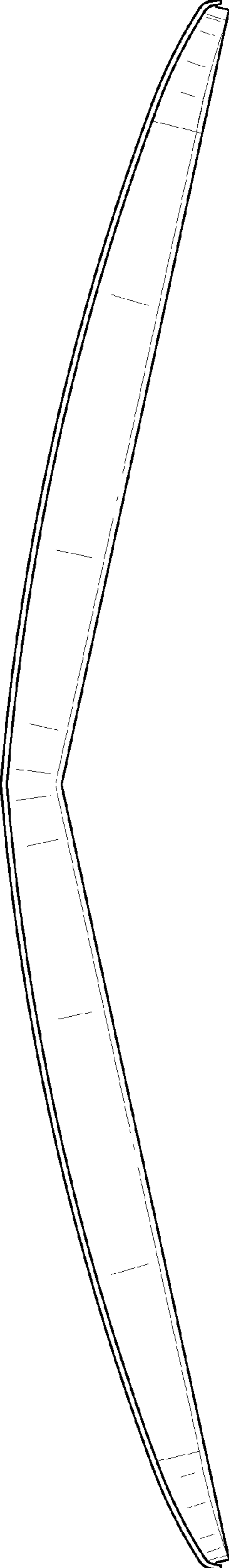


FIG. 7



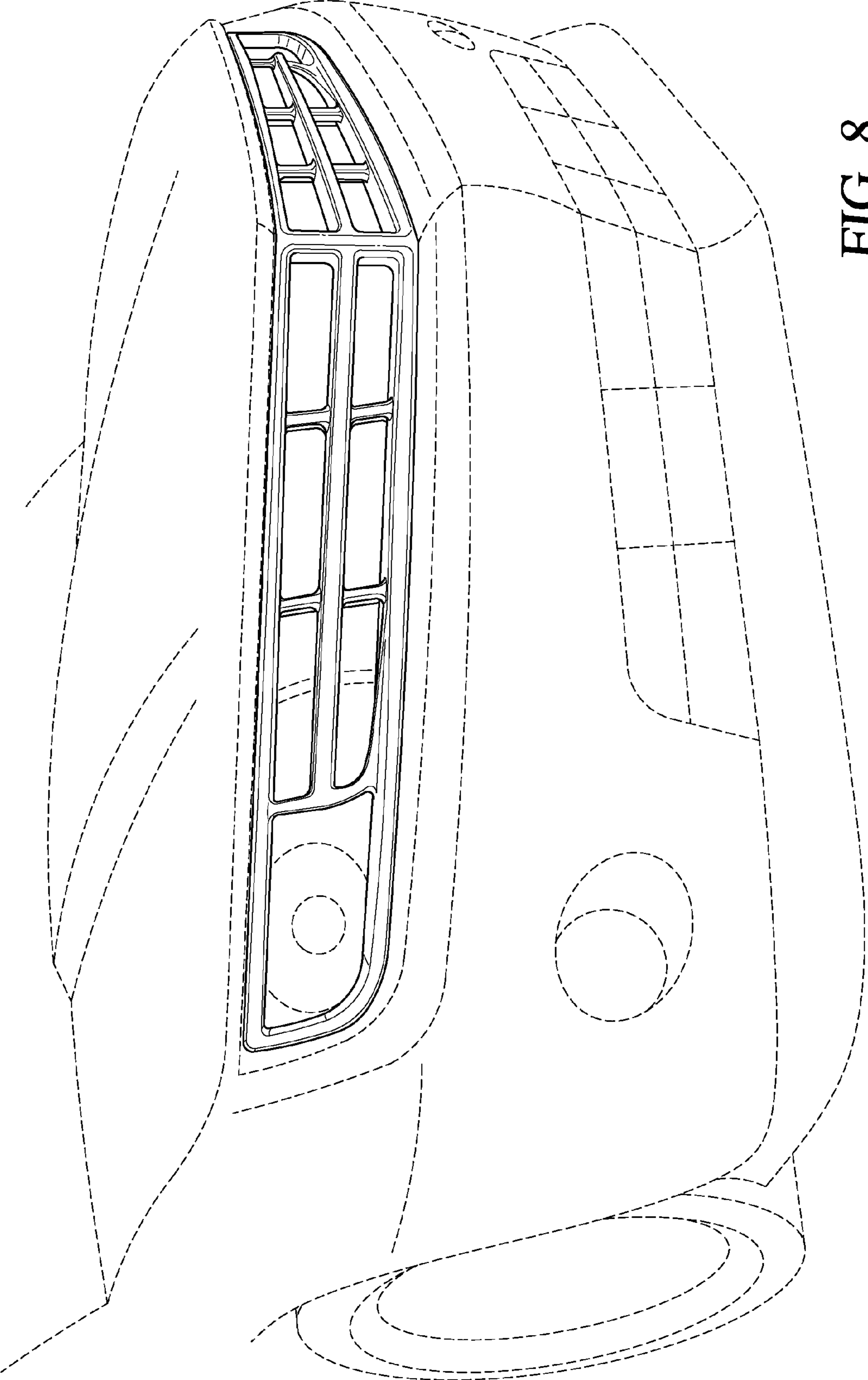


FIG. 8

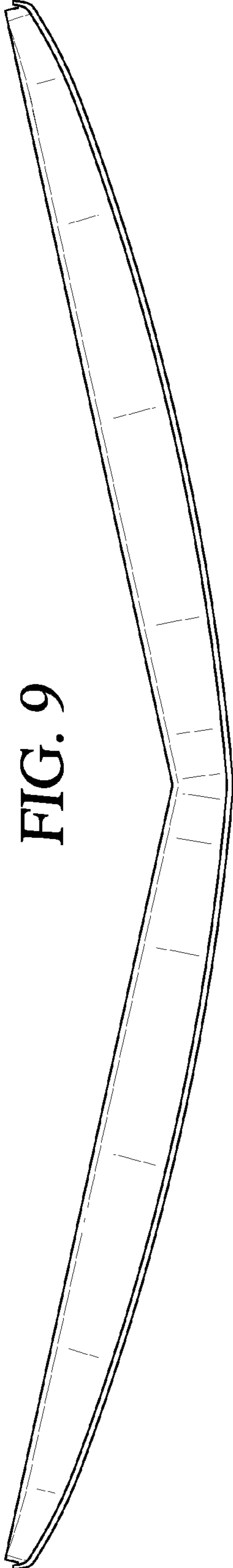


FIG. 9

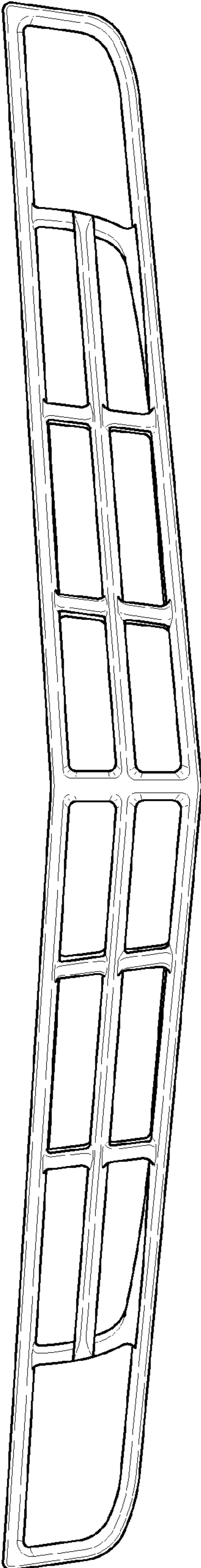


FIG. 10

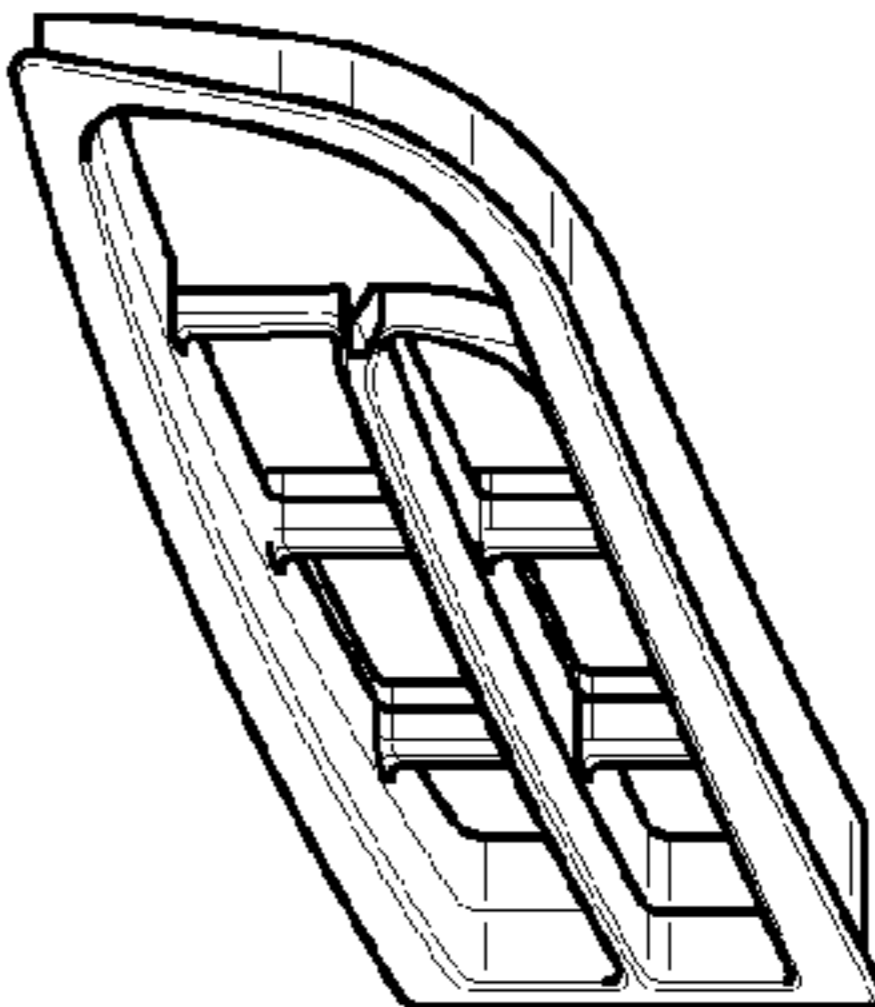


FIG. 11

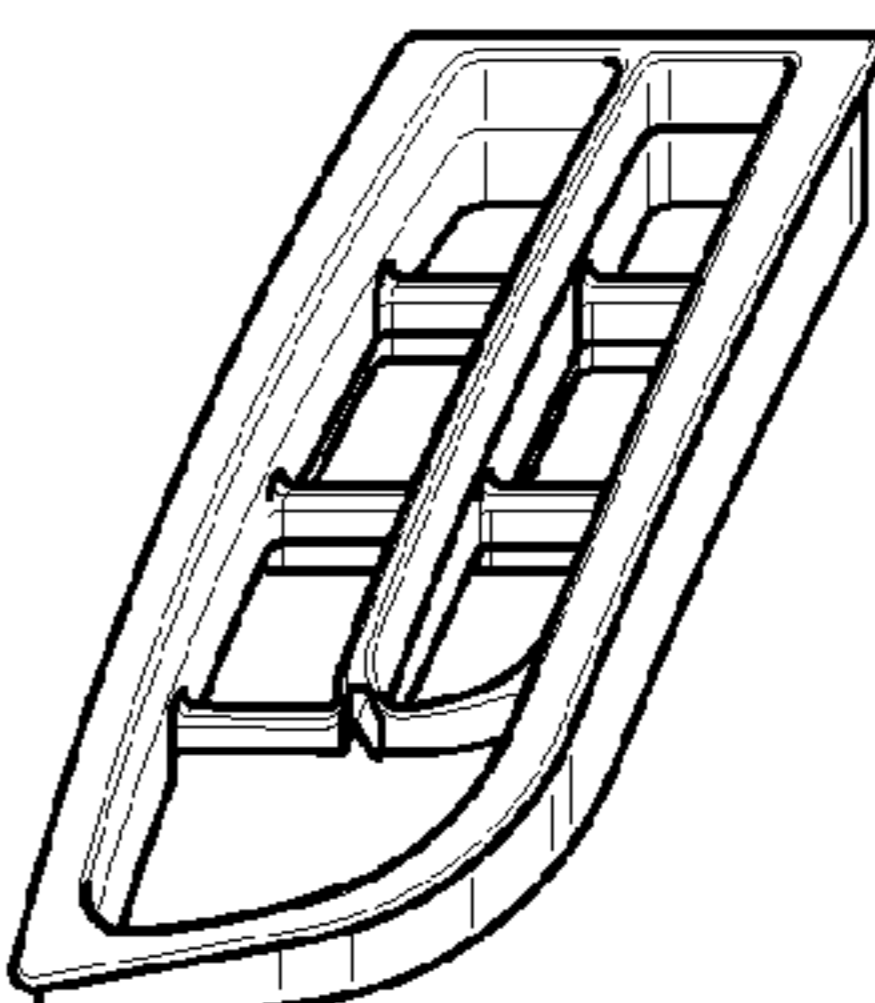


FIG. 12

FIG. 13

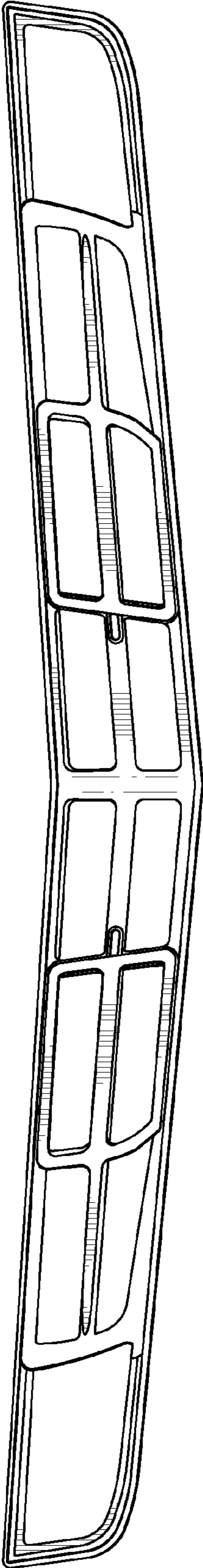


FIG. 14

