



US00D628517S

(12) **United States Design Patent**
Bitzan

(10) **Patent No.:** **US D628,517 S**

(45) **Date of Patent:** **** Dec. 7, 2010**

(54) **ZIPPER**

(76) Inventor: **Joseph C. Bitzan**, P.O. Box 13414, Des Moines, WA (US) 98198

(**) Term: **14 Years**

(21) Appl. No.: **29/364,090**

(22) Filed: **Jun. 18, 2010**

(51) **LOC (9) Cl.** **07-02**

(52) **U.S. Cl.** **D11/221**

(58) **Field of Classification Search** D11/200-201, D11/221; 24/198, 415-419, 421, 427-431, 24/381-383, 385, 387, 433, 436; D2/453, D2/705, 742, 743, 745, 746, 853, 855, 999; 2/227, 234

See application file for complete search history.

(56) **References Cited**

U.S. PATENT DOCUMENTS

D118,022 S *	12/1939	Poux	D11/221
2,277,068 A *	3/1942	Bulloch	2/408
D174,301 S *	3/1955	Weber	D11/221
2,971,200 A *	2/1961	Boyd	2/265
4,099,301 A *	7/1978	Fujisaki	24/386
D265,606 S *	8/1982	Kasai	D11/221
4,554,684 A	11/1985	Cadoret		
4,578,828 A	4/1986	Smith, Sr. et al.		
5,010,595 A	4/1991	Stradley		

D331,892 S *	12/1992	Semons	D11/221
D407,668 S *	4/1999	Okeya	D11/221
5,983,401 A *	11/1999	Ohara	2/227
6,161,223 A *	12/2000	Andrews	2/234
D481,196 S *	10/2003	Rocha	D2/742
D506,303 S *	6/2005	Rocha	D2/742
D509,460 S *	9/2005	Botzer	D11/221
D598,180 S	8/2009	Fu		

* cited by examiner

Primary Examiner—Ralf Seifert

(74) *Attorney, Agent, or Firm*—Crossley Patent Law; Mark A. Crossley

(57) **CLAIM**

The ornamental design for a zipper, as shown and described.

DESCRIPTION

FIG. 1 is a top plan view of a zipper showing my new design;

FIG. 2 is a bottom plan view thereof;

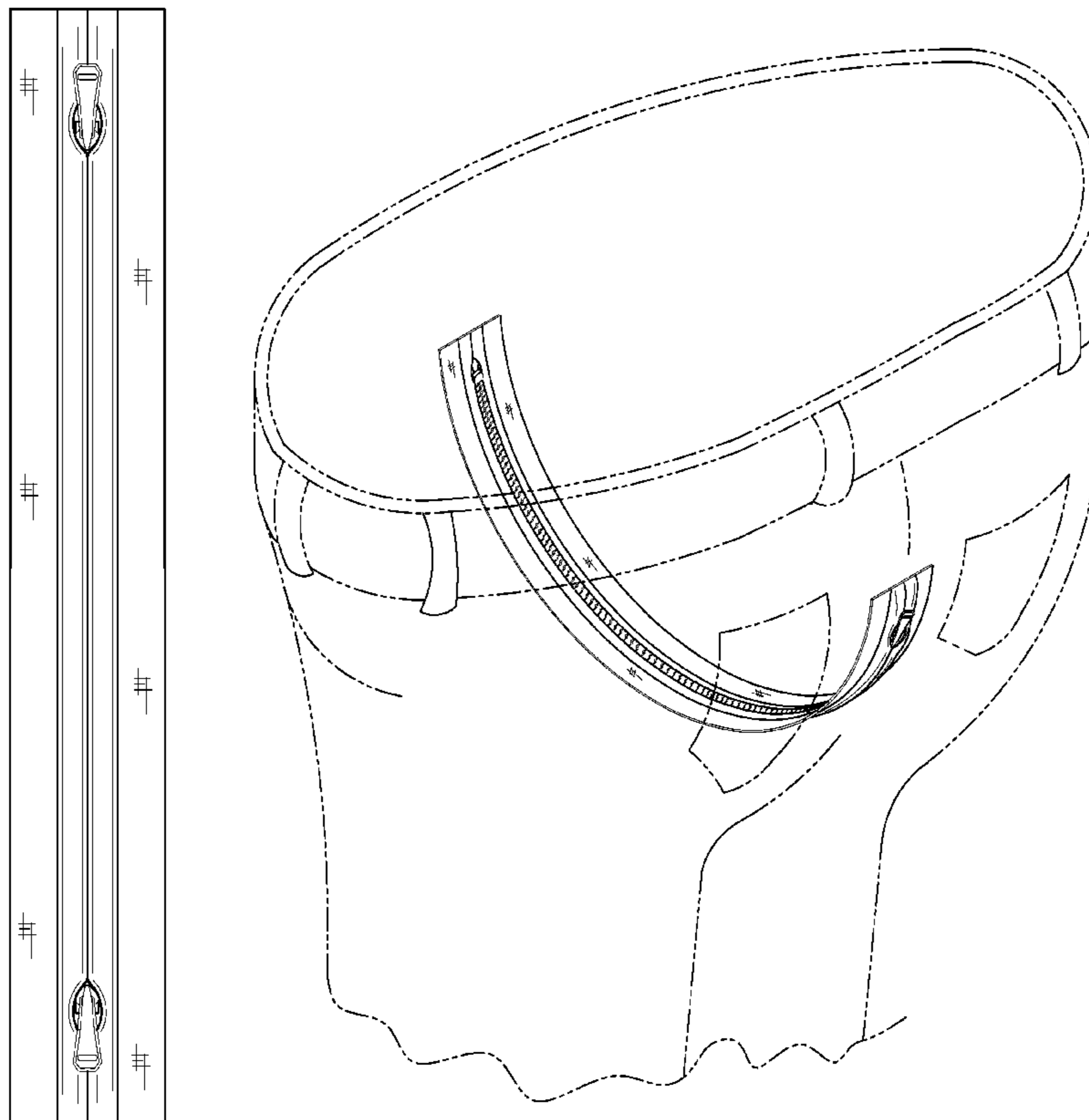
FIG. 3 is a right elevation view thereof, the opposite side being a mirror image of the shown;

FIG. 4 is a front elevation view thereof, the opposite end being a mirror image of the shown; and,

FIG. 5 is an isometric view thereof.

The broken lines in the drawings depict environmental subject matter only and form no part of the claimed design.

1 Claim, 2 Drawing Sheets



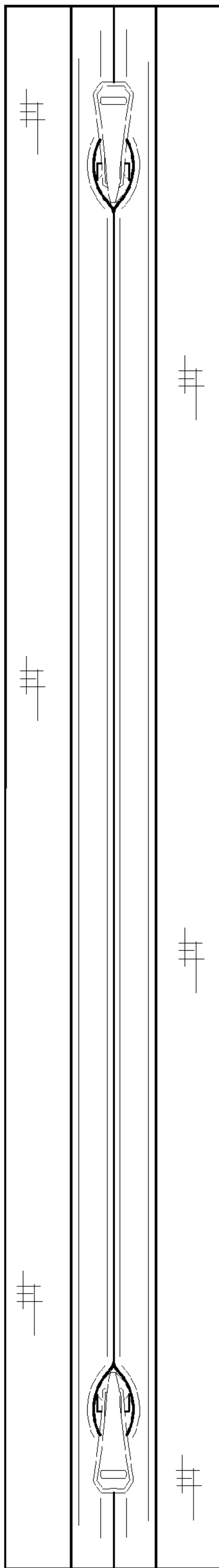


FIG. 1

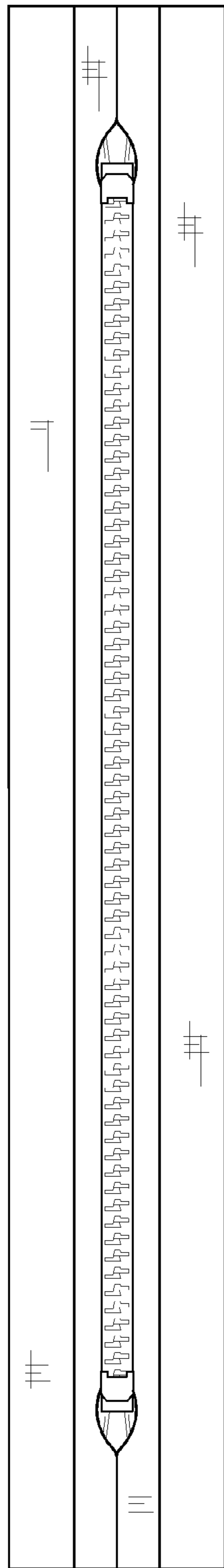


FIG. 2

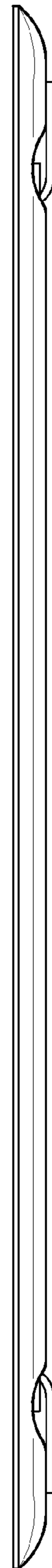


FIG. 3



FIG. 4

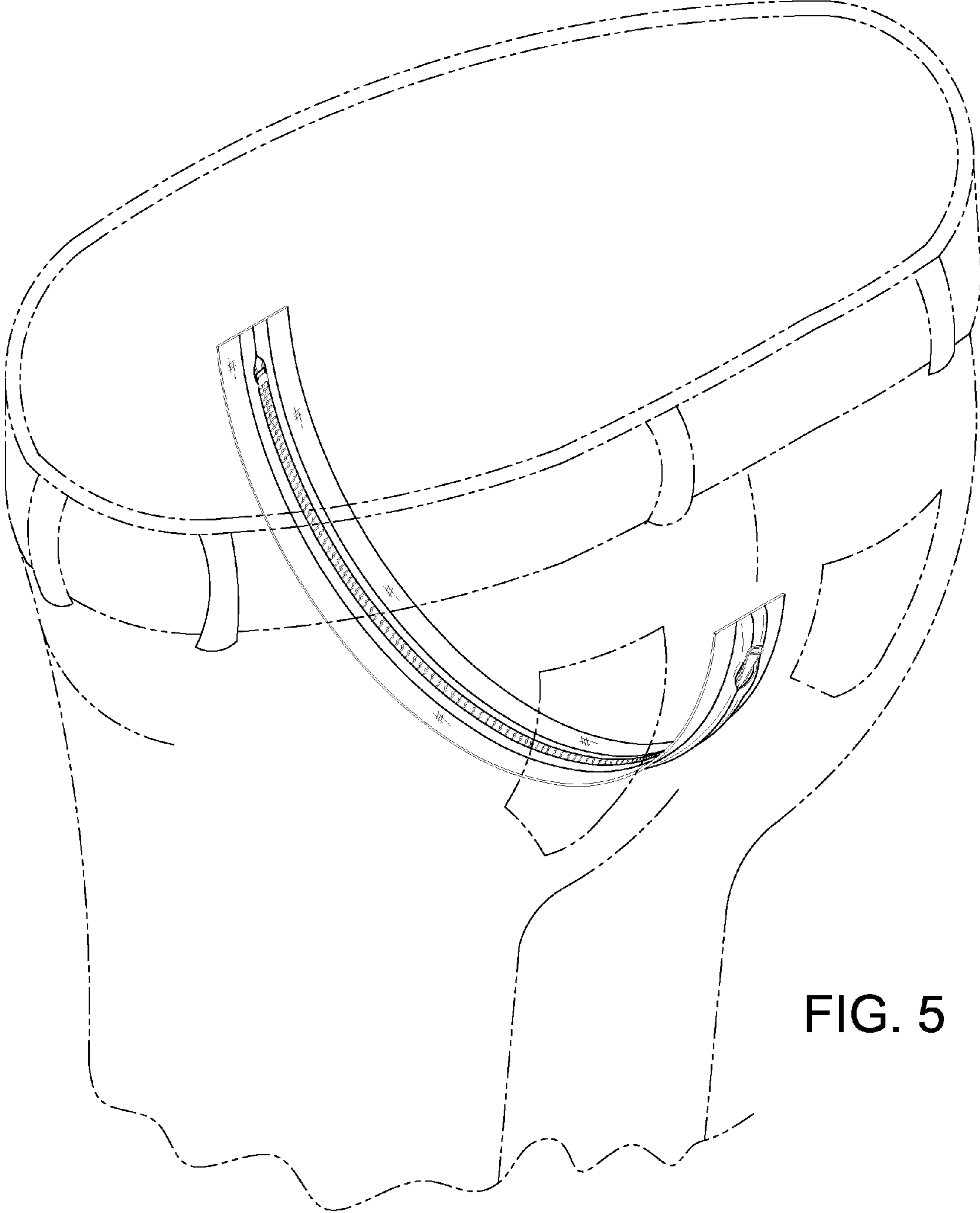


FIG. 5