



US00D628491S

(12) **United States Design Patent**  
**Themann**

(10) **Patent No.:** **US D628,491 S**

(45) **Date of Patent:** **\*\* Dec. 7, 2010**

(54) **BOTTLE**

(75) Inventor: **Friederike Themann**, Vechta (DE)

(73) Assignee: **Bruni Glass S.p.A.**, Trezzano Sul Naviglio (MI) (IT)

(\*\*) Term: **14 Years**

(21) Appl. No.: **29/354,558**

(22) Filed: **Jan. 26, 2010**

(30) **Foreign Application Priority Data**

Jul. 30, 2009 (WO) ..... 001155980-0025

(51) **LOC (9) Cl.** ..... **09-01**

(52) **U.S. Cl.** ..... **D9/544; D9/563; D9/564; D9/560**

(58) **Field of Classification Search** ..... D9/516, D9/520, 530, 541, 543, 544, 546, 559, 560, D9/563, 564, 566, 572, 573, 574; 215/381-385; 220/592.16, 592.17, 602, 660, 662, 665, 220/669, 670

See application file for complete search history.

(56) **References Cited**

**U.S. PATENT DOCUMENTS**

D8,666 S *	9/1875	Ovens	.....	D9/544
D9,703 S *	1/1877	Francis	.....	D9/544
D10,716 S *	6/1878	Hood	.....	D9/545
D18,221 S *	4/1888	Atwater	.....	D9/544
D20,581 S *	3/1891	Rheimstrom	.....	D9/546
D20,792 S *	6/1891	Rodiger	.....	D9/546
D31,126 S *	7/1899	Henius	.....	D9/546
D34,712 S *	7/1901	Heinz	.....	D9/560

D39,215 S *	3/1908	Garrett	.....	D9/560
D76,990 S *	11/1928	Curran	.....	D9/523
D78,140 S *	4/1929	Binks	.....	D9/546
D92,640 S *	6/1934	Ennever	.....	D9/560
D369,559 S *	5/1996	Vilval	.....	D9/561
D545,213 S *	6/2007	Werner	.....	D9/652
D548,098 S *	8/2007	Lauret	.....	D9/544
D551,082 S *	9/2007	Kakhniadze et al.	.....	D9/530
D555,488 S *	11/2007	Marton	.....	D9/544
D555,501 S *	11/2007	Del Bon	.....	D9/572
D561,039 S *	2/2008	Del Bon	.....	D9/544
D580,771 S *	11/2008	Rica	.....	D9/560
D586,659 S *	2/2009	Delbon	.....	D9/546
D612,739 S *	3/2010	Delbon	.....	D9/544

\* cited by examiner

*Primary Examiner*—Stella M Reid

*Assistant Examiner*—Elizabeth J Oswecki

(74) *Attorney, Agent, or Firm*—Kitschstein, et al

(57) **CLAIM**

The ornamental design for a bottle, as shown and described.

**DESCRIPTION**

FIG. 1 is a perspective view of a bottle according to my new design;

FIG. 2 is a top plan view thereof;

FIG. 3 is a front elevational view thereof;

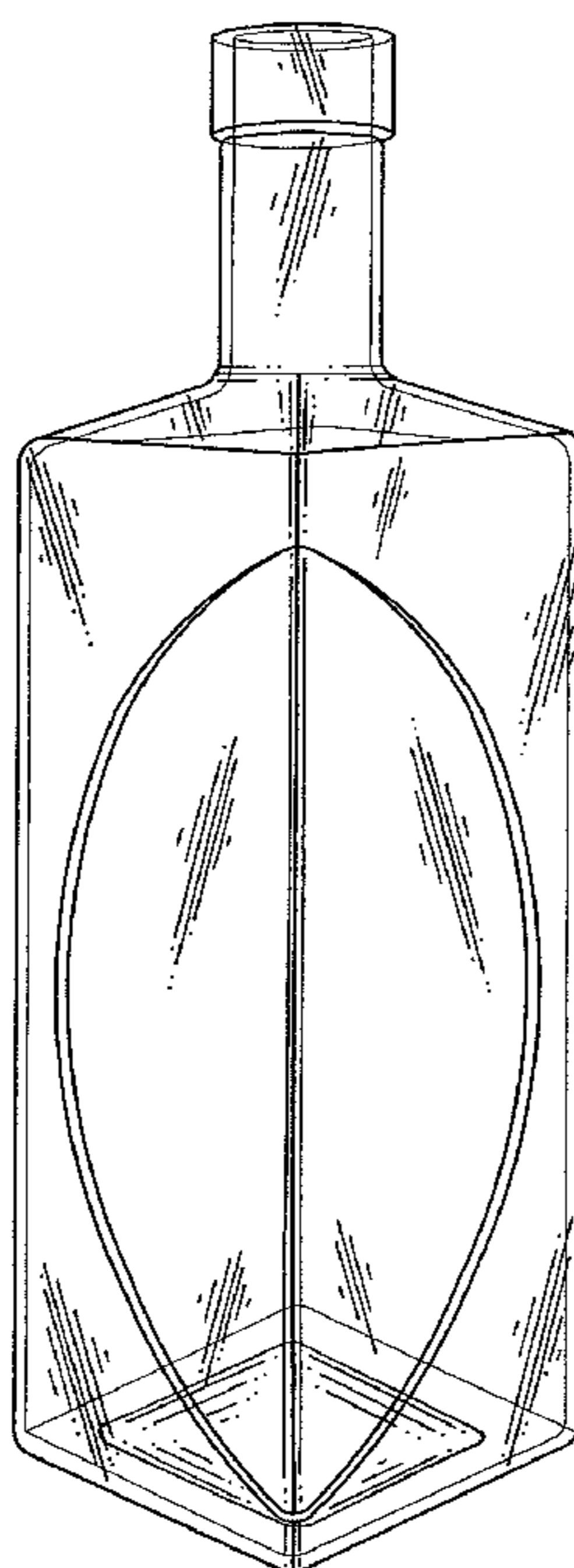
FIG. 4 is a rear elevational view thereof;

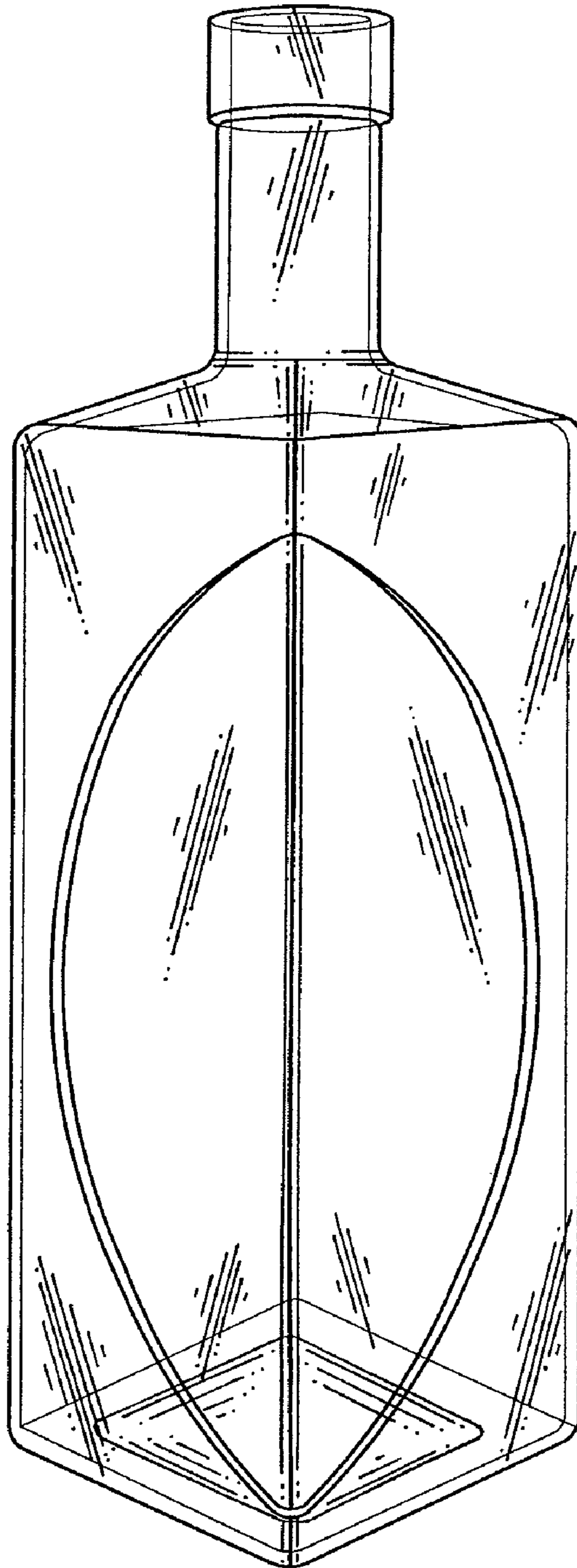
FIG. 5 is a right side elevational view thereof;

FIG. 6 is a left side elevational view thereof; and,

FIG. 7 is a bottom plan view thereof.

**1 Claim, 3 Drawing Sheets**





*FIG. 1*




FIG. 2

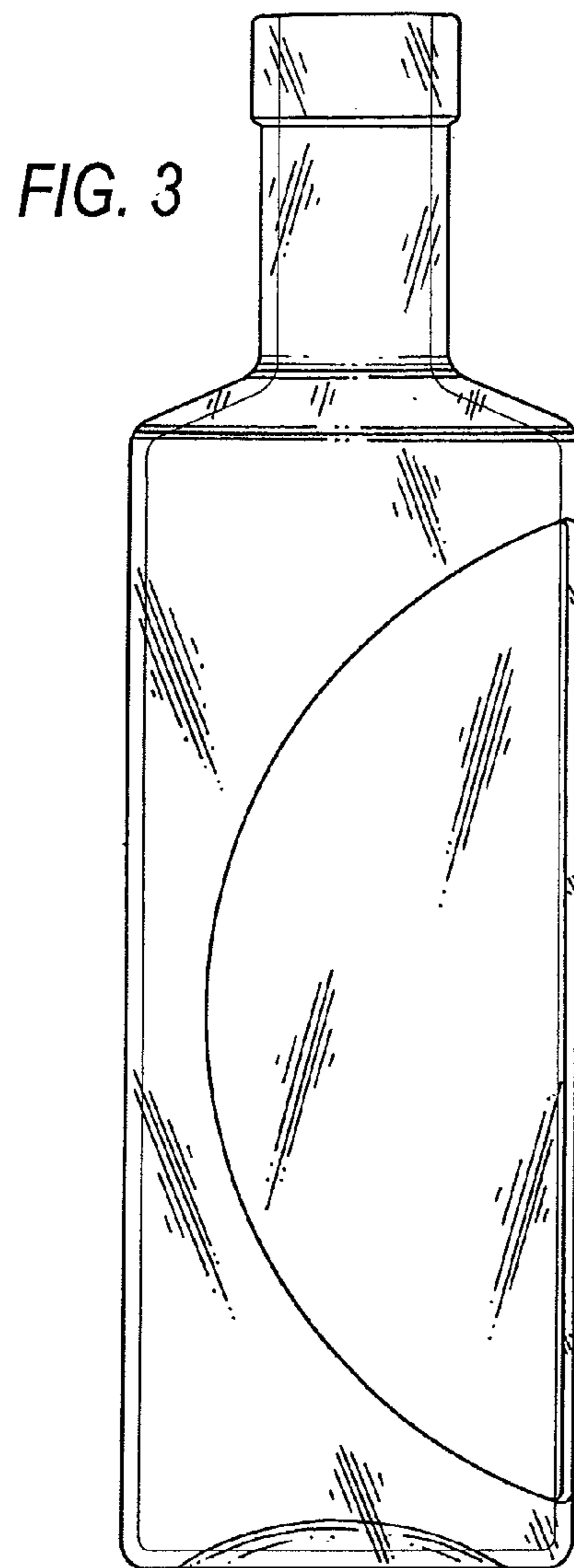


FIG. 3




FIG. 4

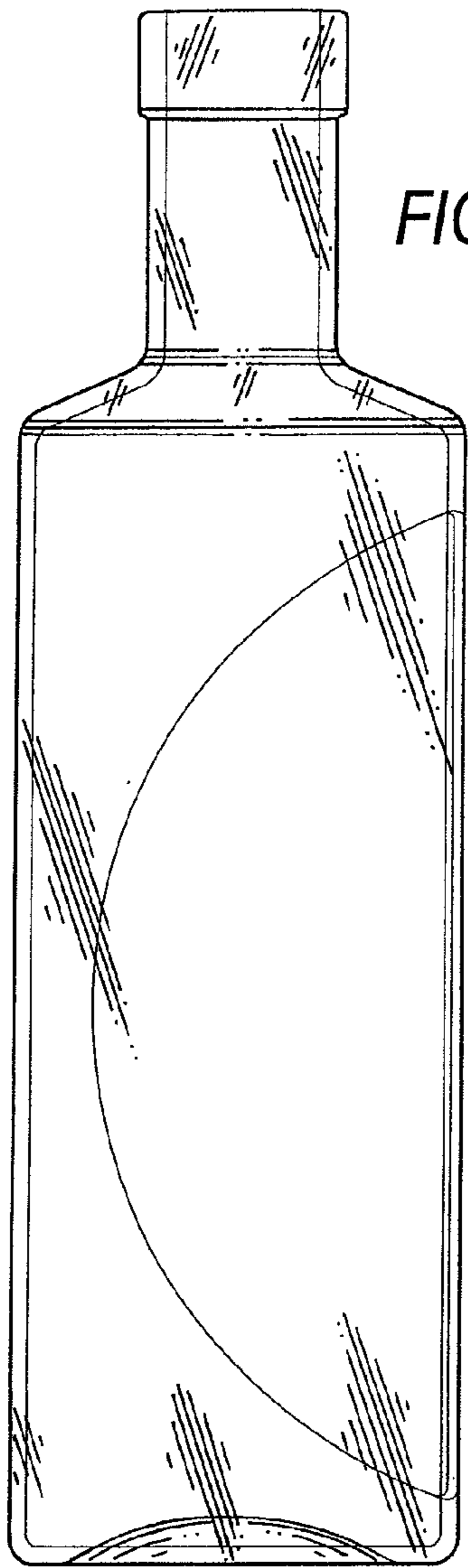


FIG. 5

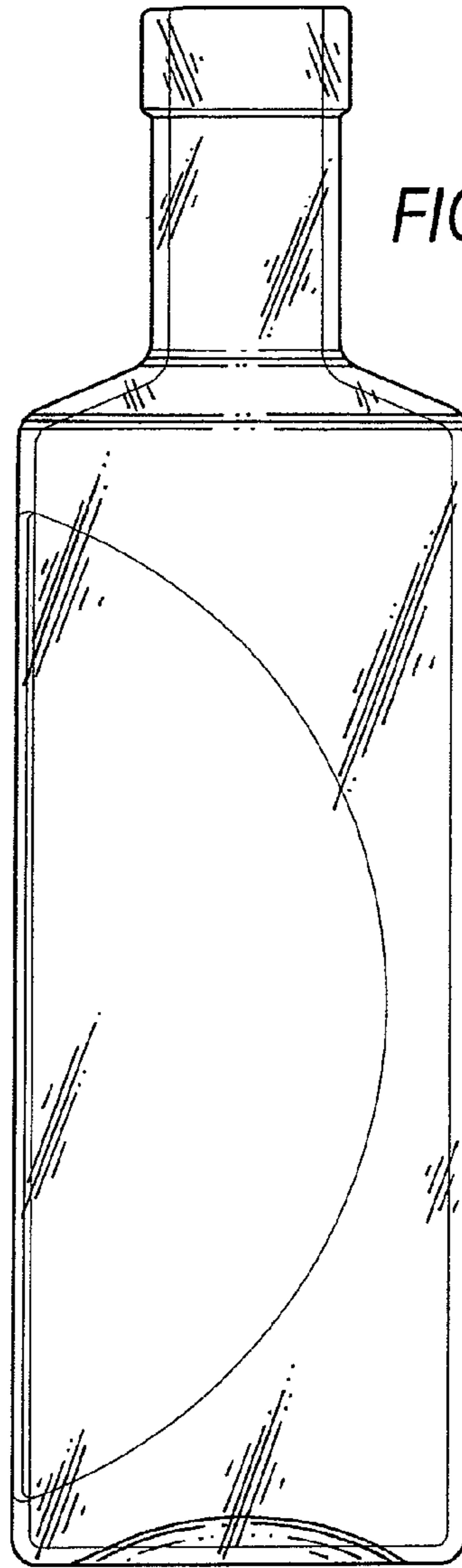


FIG. 6

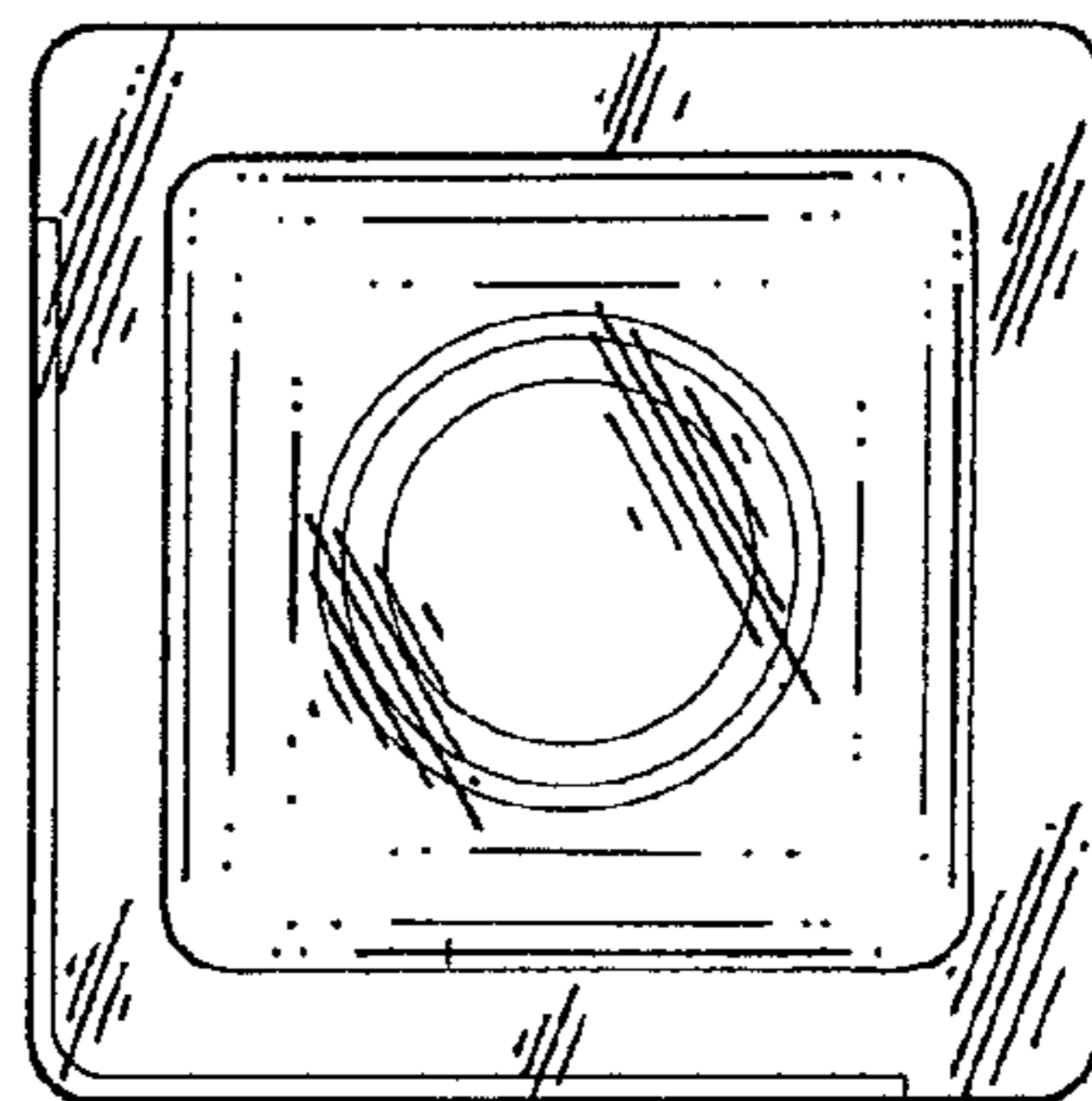


FIG. 7