



US00D628481S

(12) **United States Design Patent**
Maddy

(10) **Patent No.:** **US D628,481 S**
(45) **Date of Patent:** **** Dec. 7, 2010**

(54) **CONTAINER CAP**

(75) Inventor: **Timothy P. Maddy**, Dallas, TX (US)

(73) Assignee: **Mary Kay Inc.**, Dallas, TX (US)

(**) Term: **14 Years**

(21) Appl. No.: **29/341,385**

(22) Filed: **Aug. 4, 2009**

Related U.S. Application Data

(62) Division of application No. 29/322,468, filed on Aug. 5, 2008, now Pat. No. Des. 597,407, which is a division of application No. 29/258,108, filed on Apr. 17, 2006, now Pat. No. Des. 574,247.

(51) **LOC (9) Cl.** **09-07**

(52) **U.S. Cl.** **D9/435; D9/448**

(58) **Field of Classification Search** D9/682, D9/686, 693-694, 519, 522-523, 529, 561, D9/574-575, 414, 549, 544, 435, 448; D7/612, D7/614, 628-629, 679; D28/7, 91; 215/382-384, 215/400; D3/273; 220/660, 662, 669
See application file for complete search history.

(56) **References Cited**

U.S. PATENT DOCUMENTS

D102,401 S	12/1936	Shulman	D9/522
2,102,643 A	12/1937	Pellegrini	15/104.001
D109,021 S	3/1938	Lloyd	D9/522
D165,671 S	1/1952	Stengren	D9/523
D179,837 S	3/1957	Carabel et al.	D9/431
D201,214 S	5/1965	St. Clair	D9/523
D213,611 S	3/1969	Hodge et al.	D9/575
D216,460 S	1/1970	Gibson	D9/523
D222,823 S	1/1972	Newman	D9/687
D242,526 S	11/1976	Carre	D9/523
D272,991 S	3/1984	Thompson	D9/529
D293,652 S	1/1988	Peters	D23/211.1
D293,653 S	1/1988	Peters	D9/528
D308,336 S	6/1990	Delbanco	D9/572
D314,139 S	1/1991	Ambasz	D9/523

D322,560 S	12/1991	Waine	D9/523	
D324,338 S	*	3/1992	Geiger	D9/435
D327,010 S	6/1992	Spiegel	D9/528	
D328,865 S	8/1992	Crawford et al.	D9/529	
D338,833 S	8/1993	Dinand	D9/516	

(Continued)

FOREIGN PATENT DOCUMENTS

AU 308909 8/2006

(Continued)

OTHER PUBLICATIONS

“Tom Tailor bodytalk perfume,” <http://www.flickr.com/photos/hile/101863411/in/photostream/>, Feb. 19, 2006.

Primary Examiner—Carol Rademaker
(74) *Attorney, Agent, or Firm*—Fulbright & Jaworski L.L.P.

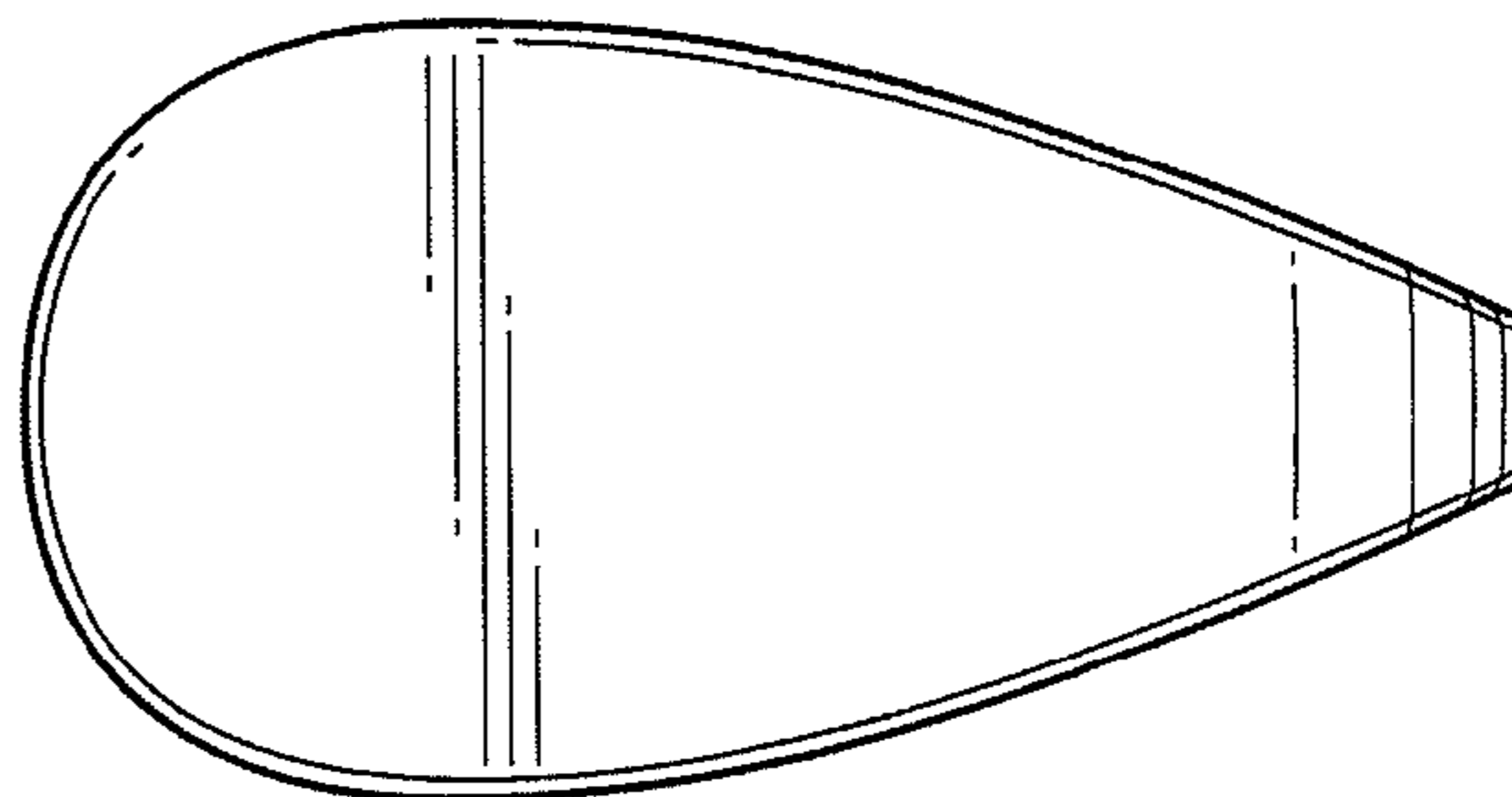
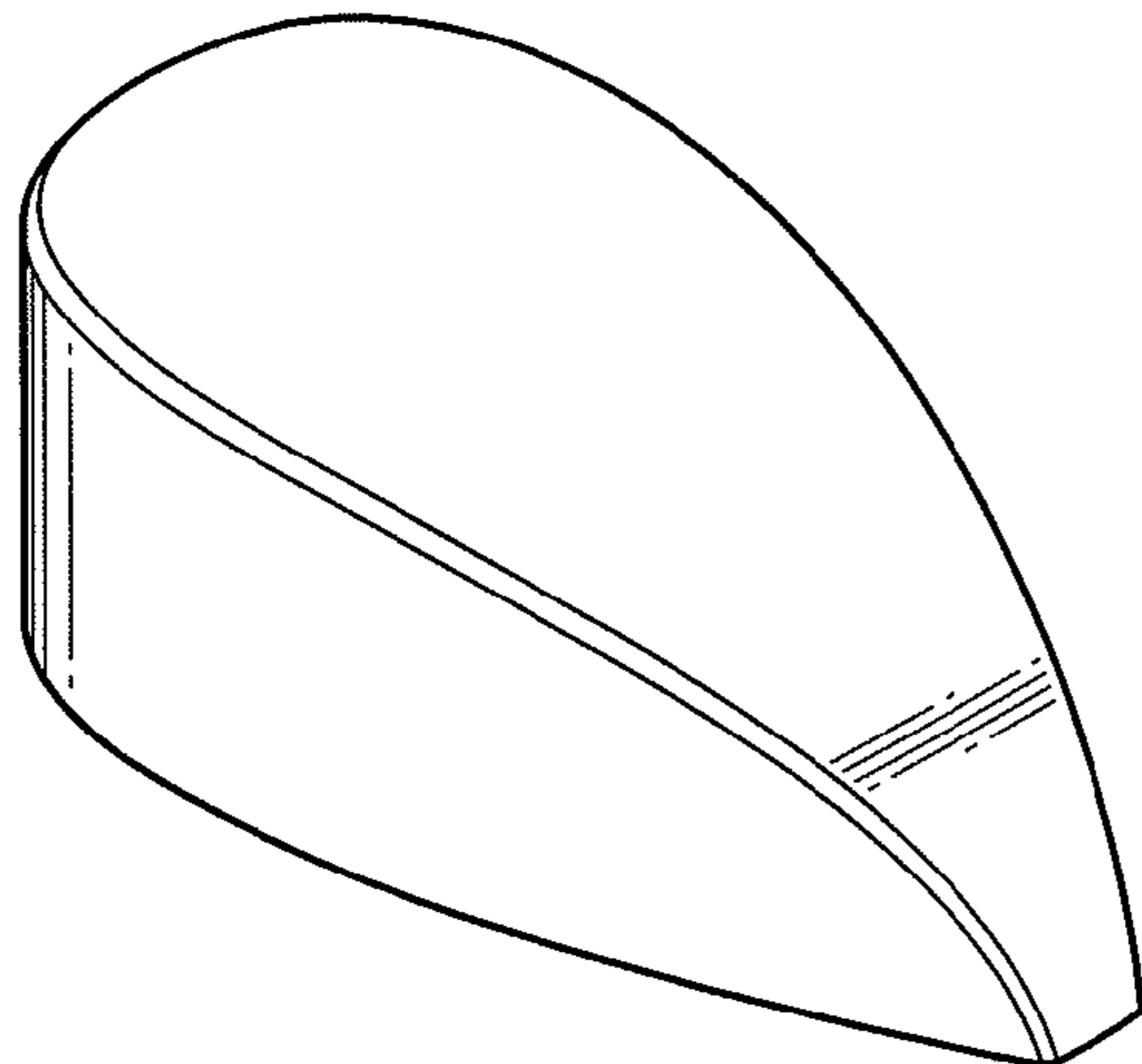
(57) **CLAIM**

The ornamental design for a container cap, as shown and described.

DESCRIPTION

FIG. 1 is a perspective view of a container cap showing the claimed design;
FIG. 2 is a back elevational view thereof;
FIG. 3 is a front elevational view thereof;
FIG. 4 is a right side elevational view thereof;
FIG. 5 is a left side elevational view thereof; and,
FIG. 6 is a top plan view thereof.

1 Claim, 3 Drawing Sheets



US D628,481 S

Page 2

U.S. PATENT DOCUMENTS

D349,057 S * 7/1994 Farce D9/529 X
D349,058 S * 7/1994 Farce D9/523
5,335,804 A 8/1994 Flory 211/78
D356,368 S 3/1995 Kunze D23/366
D357,867 S 5/1995 Beier-Rosetti D9/523
D357,868 S 5/1995 Beier-Rosetti D9/523
D373,728 S 9/1996 Moore D9/448
D380,355 S 7/1997 Husted D7/679
D389,742 S 1/1998 Toleman D9/523
D390,104 S 2/1998 Owen D9/644
D392,192 S 3/1998 Fiore D9/529
D397,518 S 8/1998 Kudo D28/91
5,813,784 A 9/1998 Durliat 401/98
D407,316 S 3/1999 Zaksenberg D9/523
D413,514 S * 9/1999 Pericard et al. D9/448
D422,899 S 4/2000 Kudo D9/687
D423,713 S 4/2000 Szekely D28/7
D429,650 S 8/2000 LePage D9/572
D434,671 S 12/2000 LePage D9/572
D443,981 S 6/2001 DiVincenzo D3/205
D444,679 S 7/2001 Lillelund et al. D7/629
D446,346 S 8/2001 Angeletta D28/7
D446,882 S 8/2001 Angeletta D28/7
D448,994 S * 10/2001 Siebert et al. D9/435
D450,592 S 11/2001 Guseo D9/522

D465,152 S 11/2002 Kaufman D9/743
D467,812 S 12/2002 Roberts et al. D9/530
D480,975 S 10/2003 De Baschmakoff D9/563
D520,369 S 5/2006 De Monclin D9/529
D520,877 S 5/2006 Toth et al. D9/522
D533,457 S * 12/2006 Snyder D9/521
D535,530 S 1/2007 Clement D7/629
D535,564 S * 1/2007 Toth et al. D9/522
D540,678 S * 4/2007 Brozell D9/449
D546,442 S * 7/2007 Collins et al. D24/115
D558,393 S 12/2007 Angeletta D28/7
D558,579 S * 1/2008 Blasko et al. D9/529
D563,239 S 3/2008 de France D9/687
D581,795 S 12/2008 Appelholm D9/522
D584,614 S * 1/2009 Russell et al. D9/446
D585,760 S 2/2009 Cheng D9/682
D596,041 S * 7/2009 Ohtake D9/687
D600,119 S * 9/2009 Sweeton D9/448
D600,554 S * 9/2009 Toh et al. D9/448
D613,609 S * 4/2010 Pok et al. D9/529
D619,009 S * 7/2010 Heath et al. D9/530

FOREIGN PATENT DOCUMENTS

JP D1118699 8/2001
TW 333388 6/1998

* cited by examiner

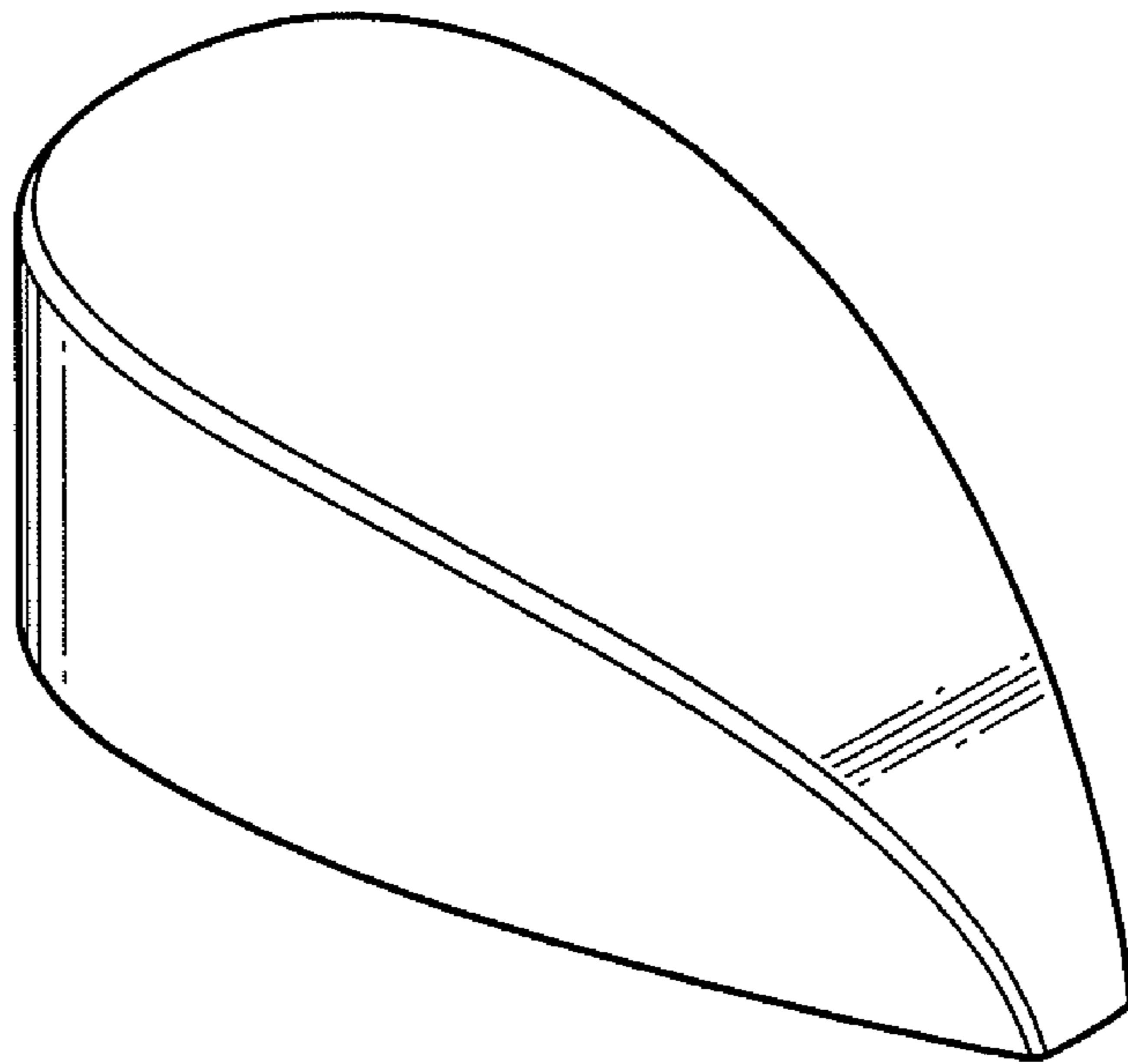


FIG. 1

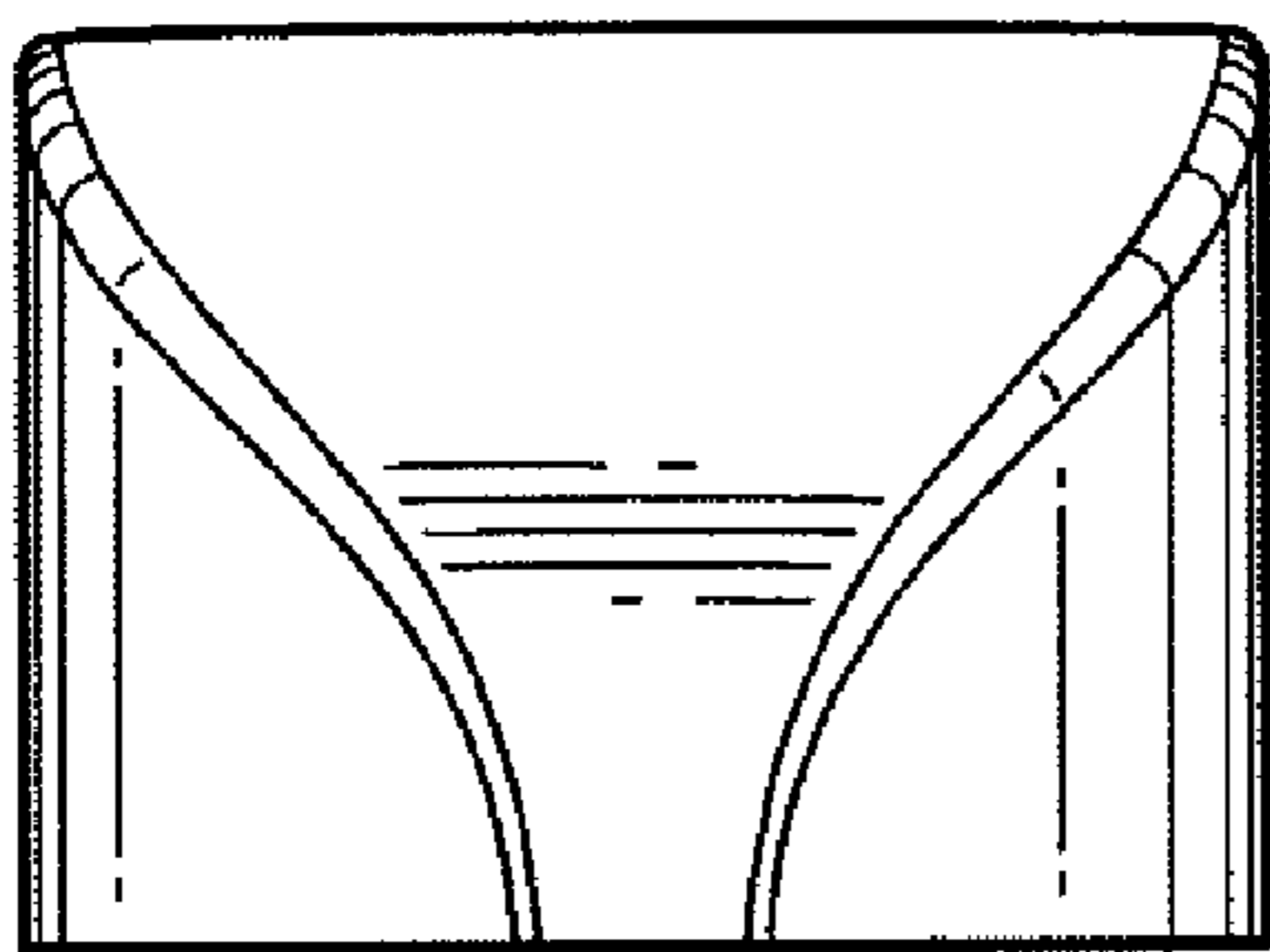


FIG. 2




FIG. 3




FIG. 4




FIG. 5

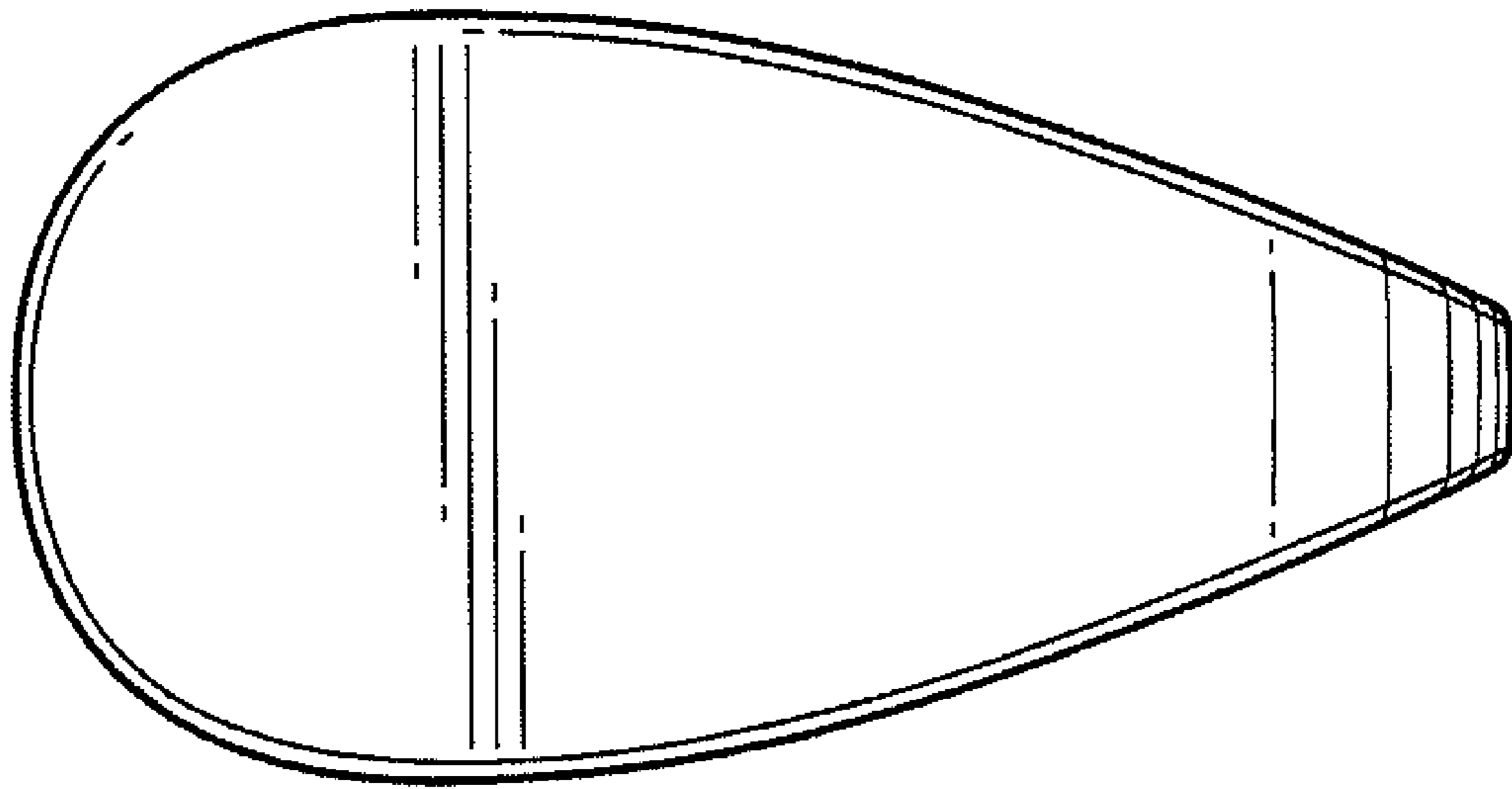


FIG. 6