



US00D628461S

(12) **United States Design Patent**
Stein, Jr. et al.

(10) **Patent No.:** **US D628,461 S**

(45) **Date of Patent:** **** Dec. 7, 2010**

(54) **PROTECTIVE COVER FOR WIRES**

(76) Inventors: **Daniel L. Stein, Jr.**, 702-211th St.,
Pasadena, MD (US) 21122; **Cathy Stein**,
702-211th St., Pasadena, MD (US)
21122

(**) Term: **14 Years**

(21) Appl. No.: **29/344,269**

(22) Filed: **Sep. 25, 2009**

(51) **LOC (9) Cl.** **08-05**

(52) **U.S. Cl.** **D8/356**

(58) **Field of Classification Search** D8/105,
D8/107, 333, 349, 354, 356, 358, 360, 360.1,
D8/367, 372, 373, 382, 383, 394-396, 400;
D13/133, 139.4, 153, 155; 24/18, 20 W,
24/23 W, 115 R, 129 C, 130, 131 R, 197,
24/561; 52/220.7; 174/72 A, 100, 135, 153 G,
174/650, 656; 211/86.01, 87.01, 94.01; 242/400.1,
242/405.1, 405.2, 600, 603; 248/65, 74.1-74.4,
248/201, 214, 215, 229.26

See application file for complete search history.

(56) **References Cited**

U.S. PATENT DOCUMENTS

D33,738 S * 12/1900 Timmerhoff D6/580
1,727,896 A * 9/1929 Mraz 72/412
1,966,152 A * 7/1934 Taylor 242/118.11
2,401,842 A * 6/1946 Slater 15/104.002
2,978,768 A * 4/1961 Heapy 24/134 P
3,034,251 A * 5/1962 Seigle 43/44.87
3,068,316 A 12/1962 Witt
3,201,553 A * 8/1965 Scott 200/293.1
3,373,954 A 3/1968 Hilsinger, Jr.
3,490,578 A * 1/1970 Speakman 206/409
3,532,210 A * 10/1970 Minion et al. 206/408
3,645,385 A * 2/1972 Bushnell 206/409
4,018,401 A * 4/1977 Cunningham 242/118.3
4,407,050 A * 10/1983 Offtender 24/277
D278,095 S 3/1985 Werner

4,576,279 A * 3/1986 Ferderber 206/225
5,168,128 A * 12/1992 Thomsen 174/135
D372,756 S * 8/1996 May D21/803
D374,168 S * 10/1996 Protz, Jr. D8/373
5,600,098 A 2/1997 Kazaks
5,619,569 A 4/1997 McVay
D408,365 S * 4/1999 Sanders D13/153
5,983,460 A * 11/1999 Hyde et al. 24/30.5 R
D467,492 S * 12/2002 Wieder D8/356
6,916,992 B1 * 7/2005 Ortiz 174/138 F
6,948,216 B2 * 9/2005 Gaudyn et al. 16/205
6,966,791 B1 11/2005 Farr
7,310,472 B2 * 12/2007 Haberman 385/137
2002/0150352 A1 * 10/2002 Ngo 385/86
2002/0170727 A1 11/2002 Holland et al.
2003/0006336 A1 * 1/2003 Myers, Jr. 242/600
2004/0026558 A1 2/2004 Murphy
2008/0116324 A1 * 5/2008 Holder 248/65

* cited by examiner

Primary Examiner—Robert M Spear

Assistant Examiner—Karen Acker

(57) **CLAIM**

The ornamental design for a protective cover for wires, as shown and described.

DESCRIPTION

FIG. 1 is a perspective view of a protective cover for wires, showing my new design;

FIG. 2 is a front view thereof;

FIG. 3 is a back view thereof;

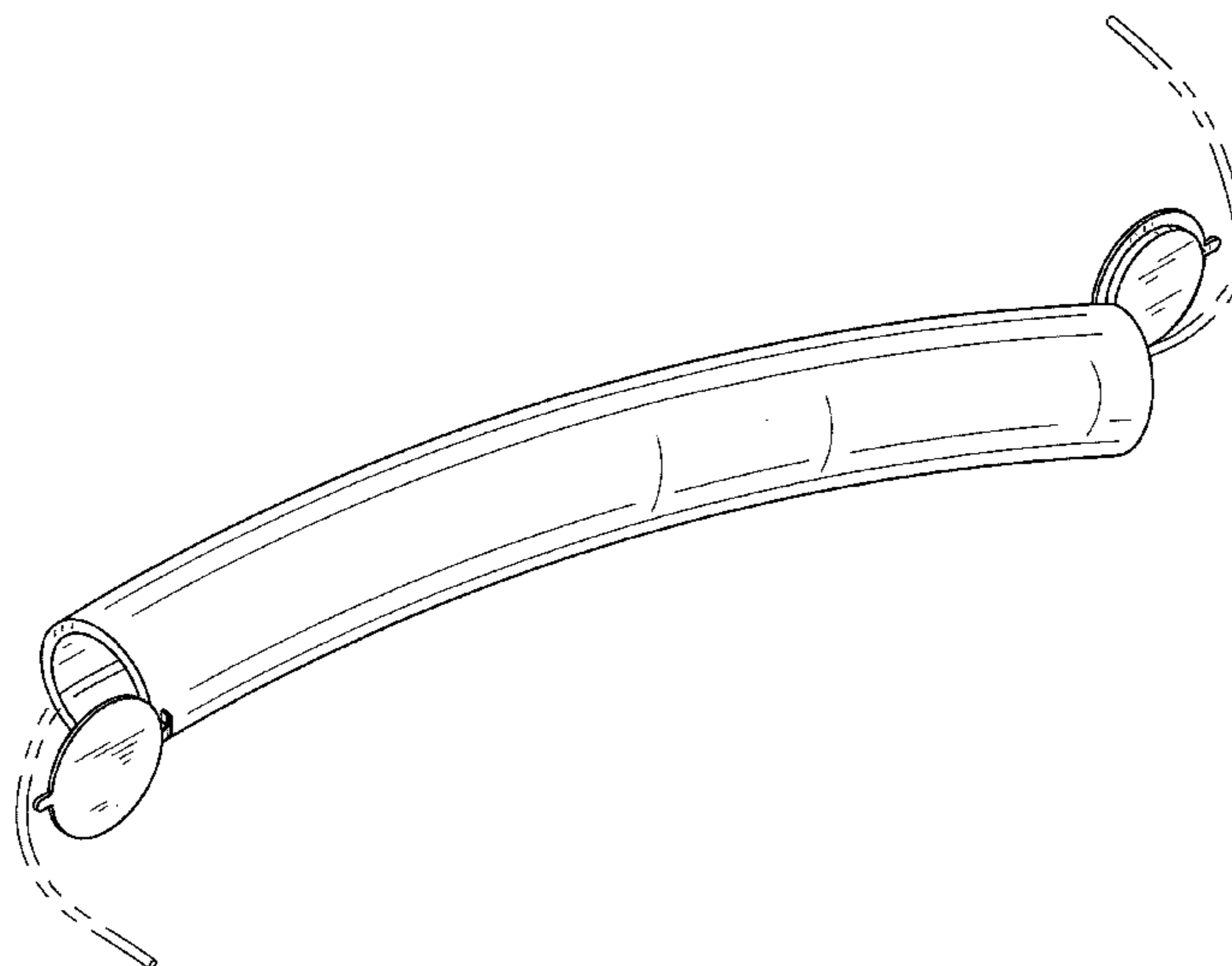
FIG. 4 is a top view thereof;

FIG. 5 is a bottom view thereof; and,

FIG. 6 is a side view thereof.

In FIG. 1, the broken line showing of environmental structure is for the purpose of illustrating the protective cover for wires in a condition of use. The broken lines and the structure they depict form no part of the claimed design.

1 Claim, 3 Drawing Sheets



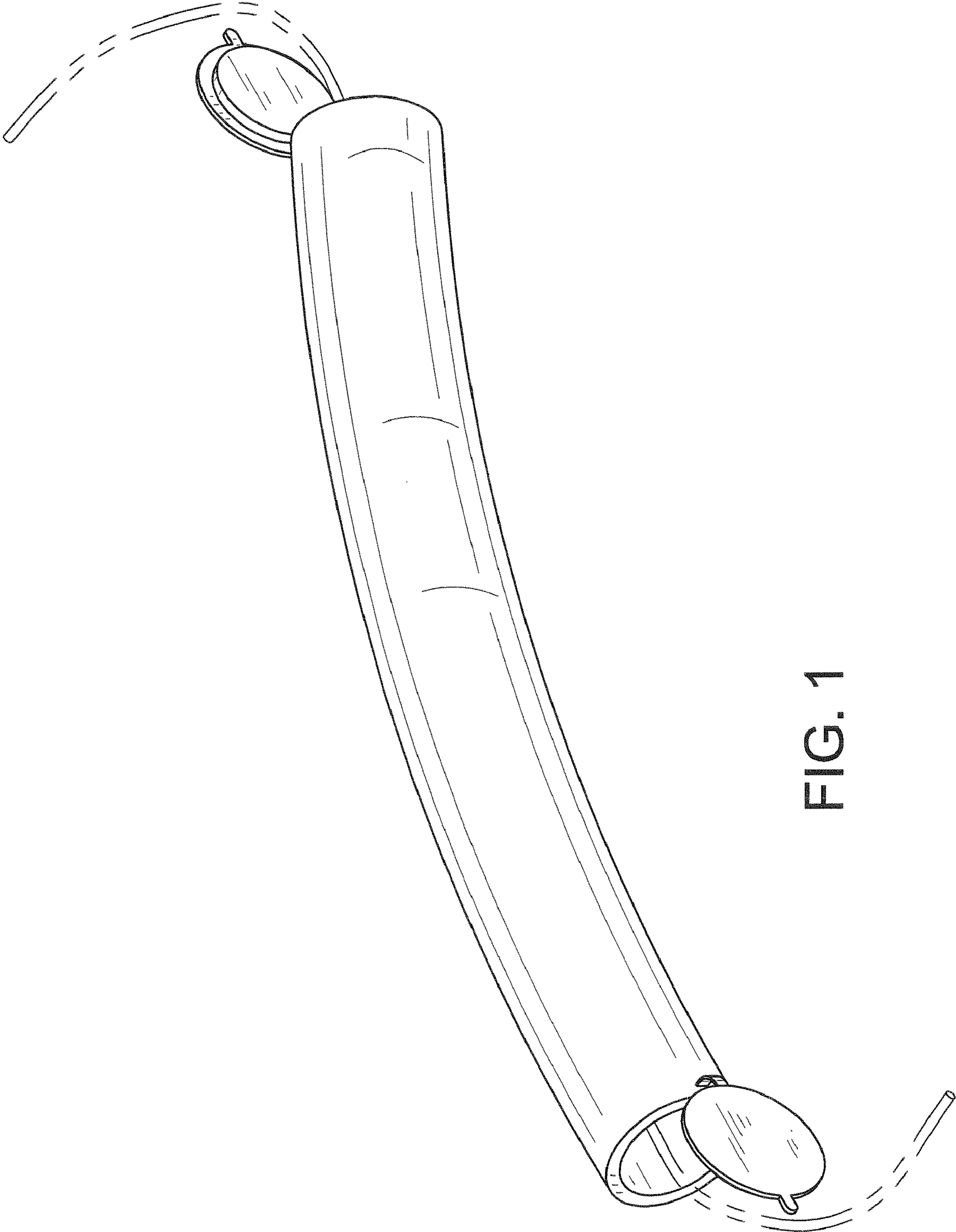


FIG. 1




FIG. 2




FIG. 3




FIG. 5

FIG. 4

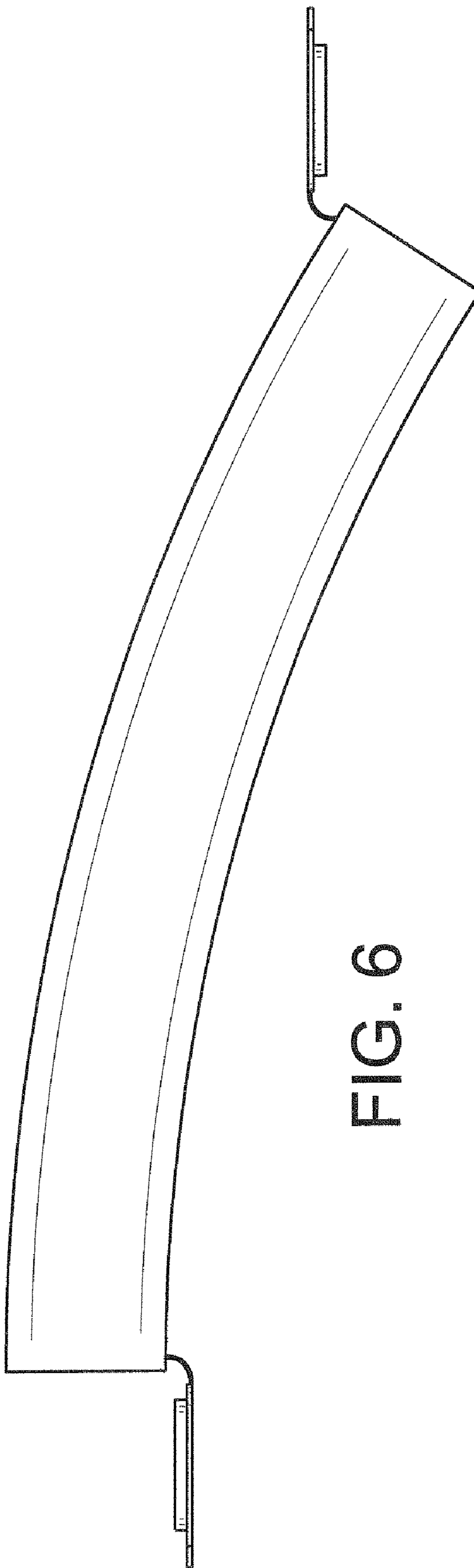


FIG. 6