



US00D628459S

(12) **United States Design Patent**
Minkley et al.

(10) **Patent No.:** **US D628,459 S**
(45) **Date of Patent:** **** Dec. 7, 2010**

(54) **WALL MOUNTING SYSTEM BRACKET**

(75) Inventors: **Christopher D. Minkley**, Wheaton, IL (US); **James D. Walters**, Saint Charles, IL (US)

(73) Assignee: **Peerless Industries, Inc.**, Aurora, IL (US)

(**) Term: **14 Years**

(21) Appl. No.: **29/330,737**

(22) Filed: **Jan. 13, 2009**

(51) **LOC (9) Cl.** **08-05**

(52) **U.S. Cl.** **D8/349**

(58) **Field of Classification Search** D8/349,
D8/354, 356, 366, 373, 380, 382, 394, 395;
D12/223, 162, 400; D13/133; D14/229;
248/200, 205.1, 207, 209, 300, 309.1, 351,
248/352, 682, 262-265

See application file for complete search history.

(56) **References Cited**

U.S. PATENT DOCUMENTS

D405,348 S * 2/1999 Orr D8/354
7,152,836 B2 12/2006 Pfister et al.
7,178,775 B2 2/2007 Pfister et al.
D539,636 S 4/2007 Bremmon
D608,181 S * 1/2010 Koizumi D8/354

D609,553 S * 2/2010 Koizumi D8/354
D609,554 S * 2/2010 Koizumi D8/354
D612,226 S * 3/2010 Dinh D8/356
D615,848 S * 5/2010 Prichard et al. D8/354
2007/0090250 A1 4/2007 O'Keene

OTHER PUBLICATIONS

“Peerless Mounts Audio/Visual Mounting Solutions,” 2008 Peerless Mounts Product Catalog, pp. 18-26, 32-43, 57-64, 68-71.

* cited by examiner

Primary Examiner—Melody N Brown

(74) *Attorney, Agent, or Firm*—Foley & Lardner LLP

(57) **CLAIM**

We claim the ornamental design for a wall mounting system bracket, as shown and described.

DESCRIPTION

FIG. 1 is a perspective view of a wall mounting system bracket showing our new design;

FIG. 2 is a front view thereof;

FIG. 3 is a rear view thereof;

FIG. 4 is a left side view thereof;

FIG. 5 is a right side view thereof;

FIG. 6 is a top view thereof; and,

FIG. 7 is a bottom view thereof.

1 Claim, 4 Drawing Sheets

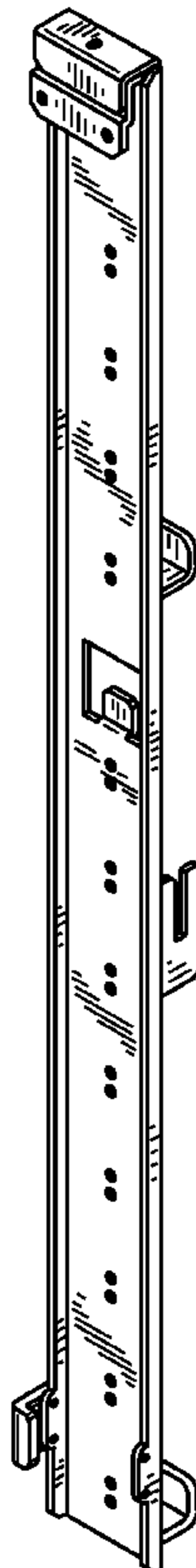


FIG. 1

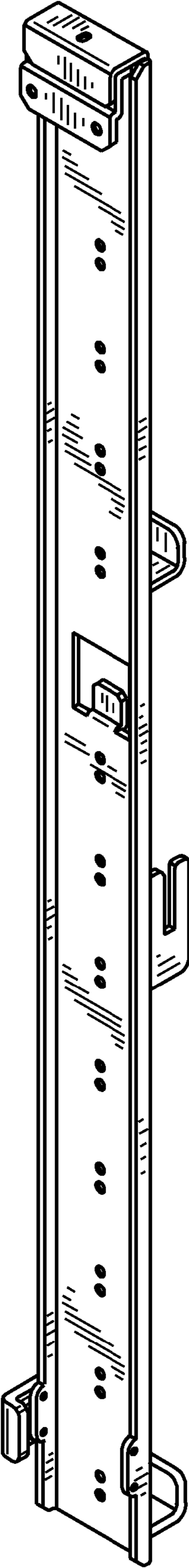


FIG. 4

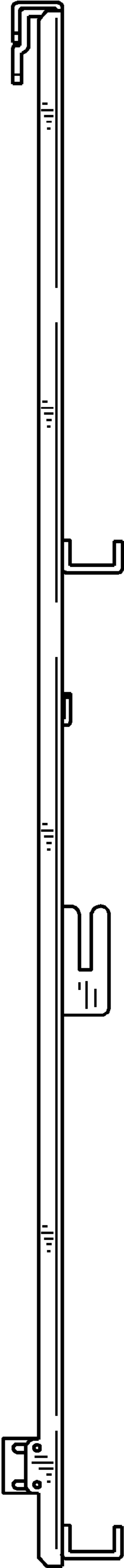


FIG. 5

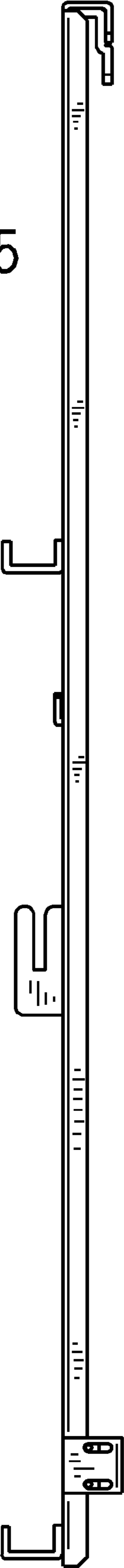


FIG. 6

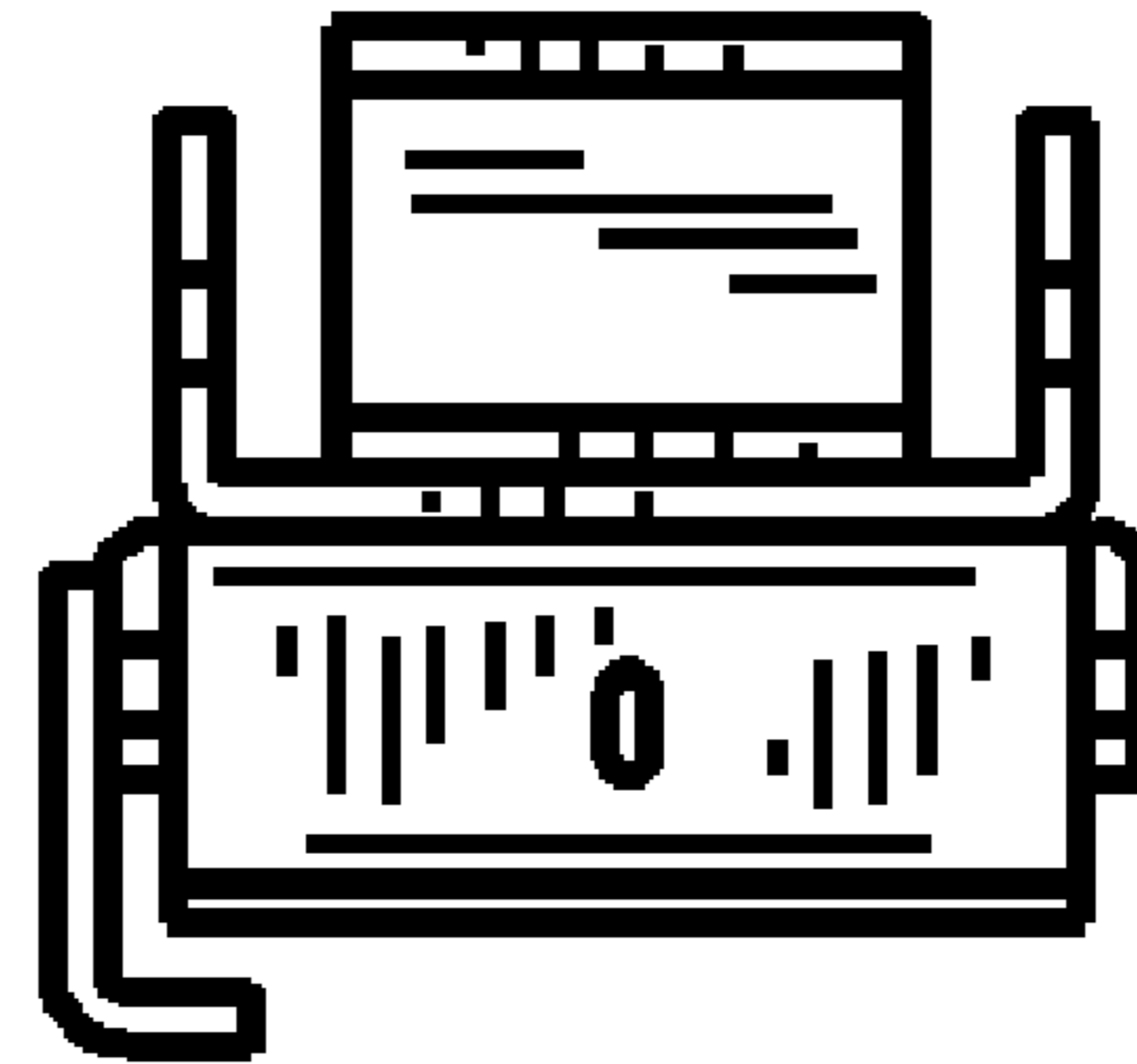


FIG. 7

