



US00D628452S

(12) **United States Design Patent**
Randolph et al.

(10) **Patent No.:** **US D628,452 S**

(45) **Date of Patent:** **** Dec. 7, 2010**

(54) **SHOVEL HEAD**

(75) Inventors: **David Randolph**, State College, PA (US); **James M. Wagner**, Lewistown, PA (US); **Cloyd R. Shawver**, Lewistown, PA (US); **Martin R. Ehrenzeller, Jr.**, Mifflintown, PA (US); **David L. Gallaway**, Mount Union, PA (US)

(73) Assignee: **Ames True Temper, Inc.**, Camp Hill, PA (US)

(**) Term: **14 Years**

(21) Appl. No.: **29/355,997**

(22) Filed: **Feb. 18, 2010**

(51) **LOC (9) Cl.** **08-01**

(52) **U.S. Cl.** **D8/10**

(58) **Field of Classification Search** D8/10,
D8/7; 294/49, 53.5, 54.5, 51, 58, 56, 57,
294/55.5; 56/400.01

See application file for complete search history.

(56) **References Cited**

U.S. PATENT DOCUMENTS

D397,279 S *	8/1998	Rich et al.	D8/10
D435,406 S	12/2000	Alexander et al.		
D534,045 S *	12/2006	Fortier	D8/10
D570,653 S *	6/2008	Baker	D8/10
D596,470 S *	7/2009	Greenly	D8/10
D601,867 S *	10/2009	Carroll	D8/10

D602,751 S *	10/2009	Boies et al.	D8/10
D604,128 S *	11/2009	Carroll	D8/10
D604,572 S *	11/2009	Randolph et al.	D8/10
D606,817 S *	12/2009	Boies	D8/10
D617,615 S *	6/2010	Randolph et al.	D8/10

OTHER PUBLICATIONS

U.S. Appl. No. 29/343,367, filed Sep. 11, 2009, D. Randolph et al.

* cited by examiner

Primary Examiner—Holly H Baynham

Assistant Examiner—Sheryl Lane

(74) *Attorney, Agent, or Firm*—Eckert Seamans Cherin & Mellott, LLC; David C. Jenkins, Esquire

(57) **CLAIM**

The ornamental design for a shovel head, as shown and described.

DESCRIPTION

FIG. 1 is an isometric view of a shovel head;

FIG. 2 is a top side view of a shovel head;

FIG. 3 is a bottom side view of a shovel head;

FIG. 4 is a right side view of a shovel head;

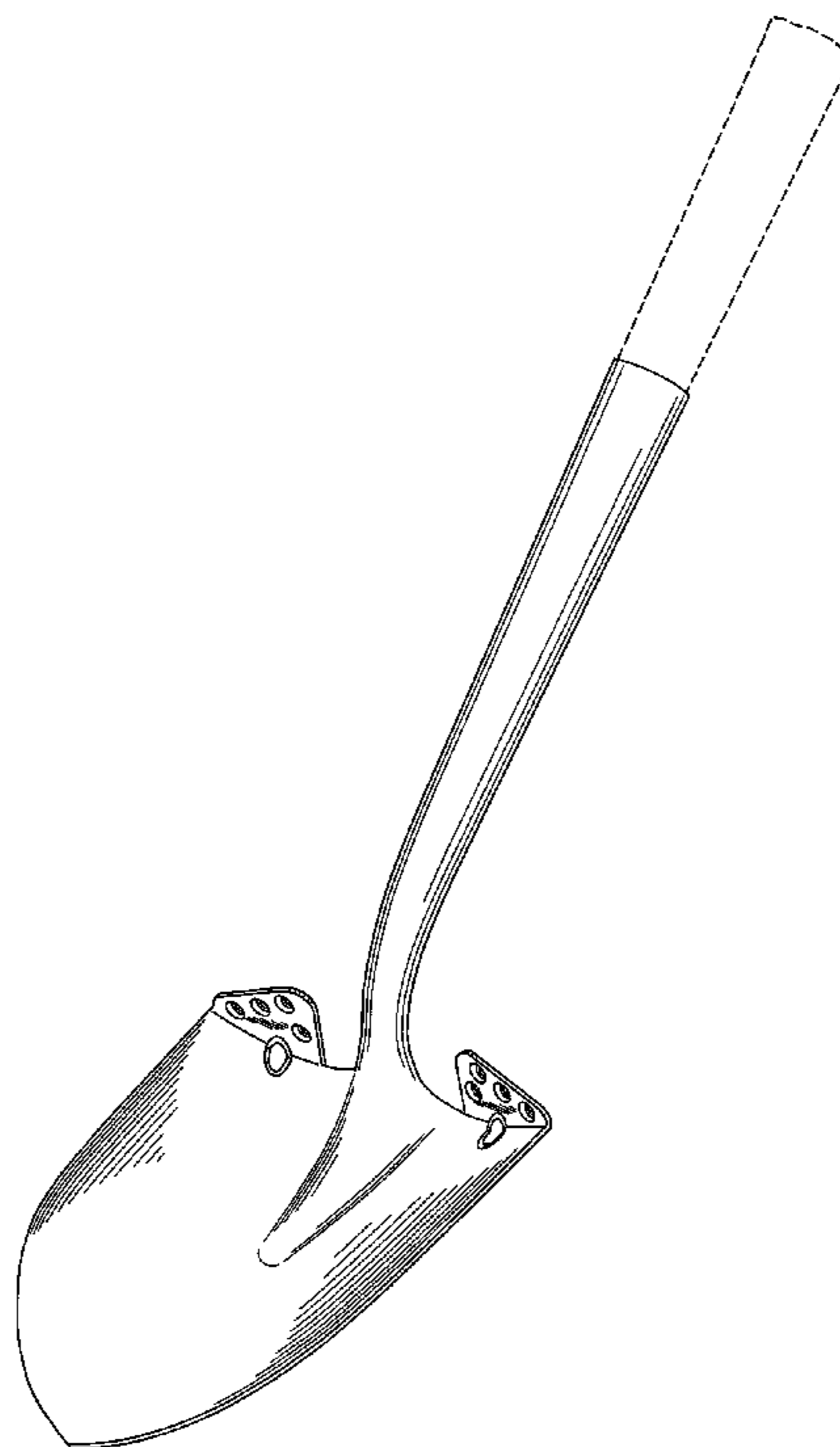
FIG. 5 is a left side view of a shovel head;

FIG. 6 is a front side view of a shovel head; and,

FIG. 7 is a back side view of a shovel head.

The broken line showing of the shovel is included for the purpose of showing portions of the article and forms no part of the claimed design.

1 Claim, 6 Drawing Sheets



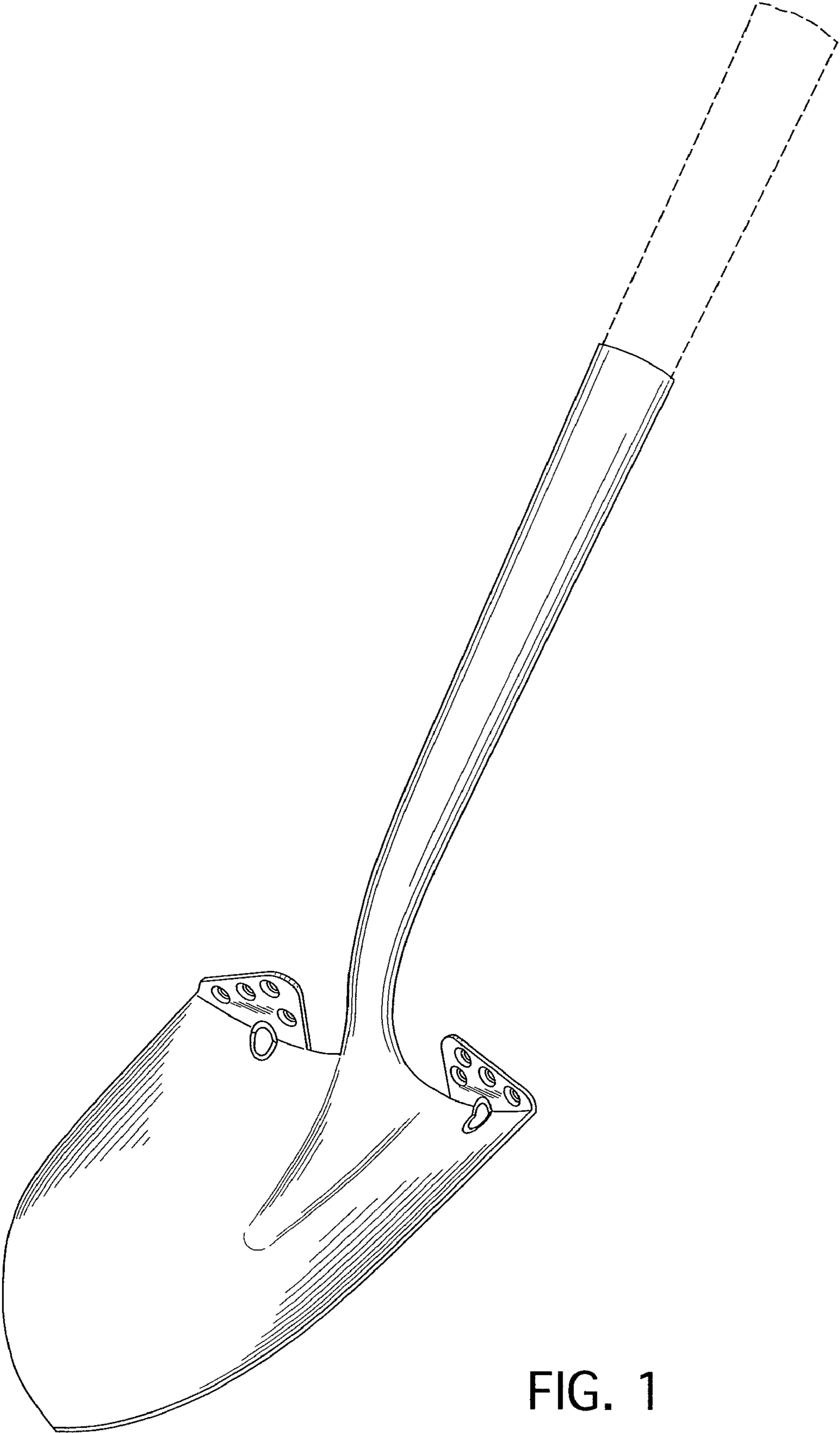


FIG. 1

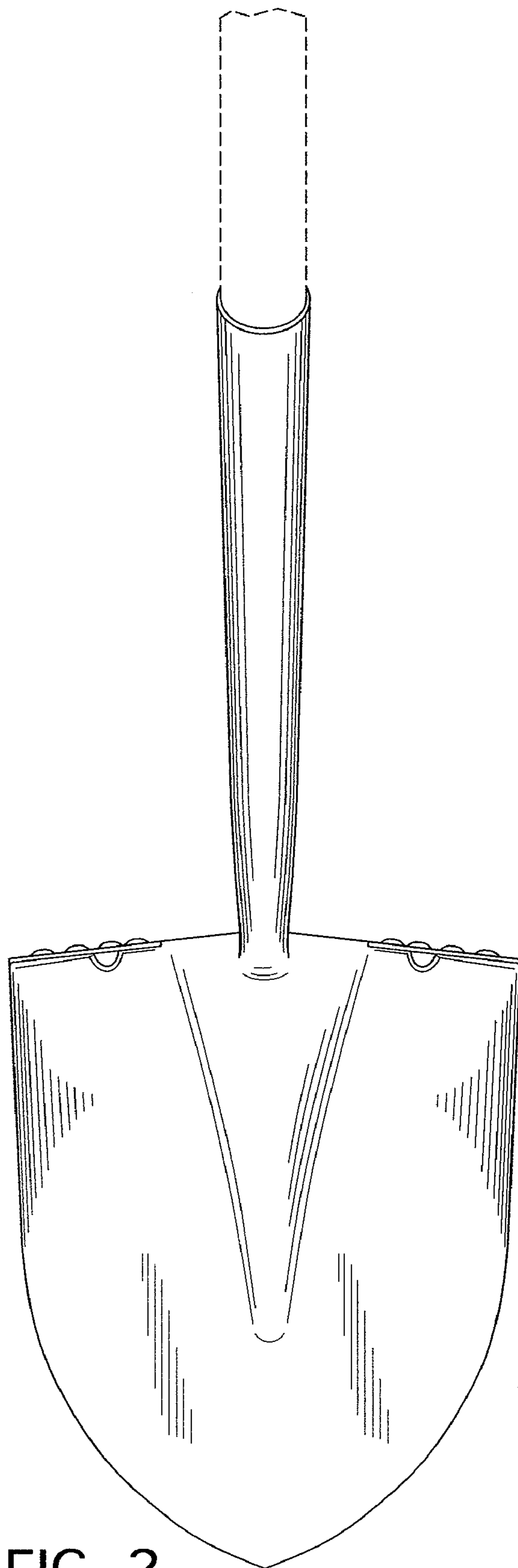


FIG. 2

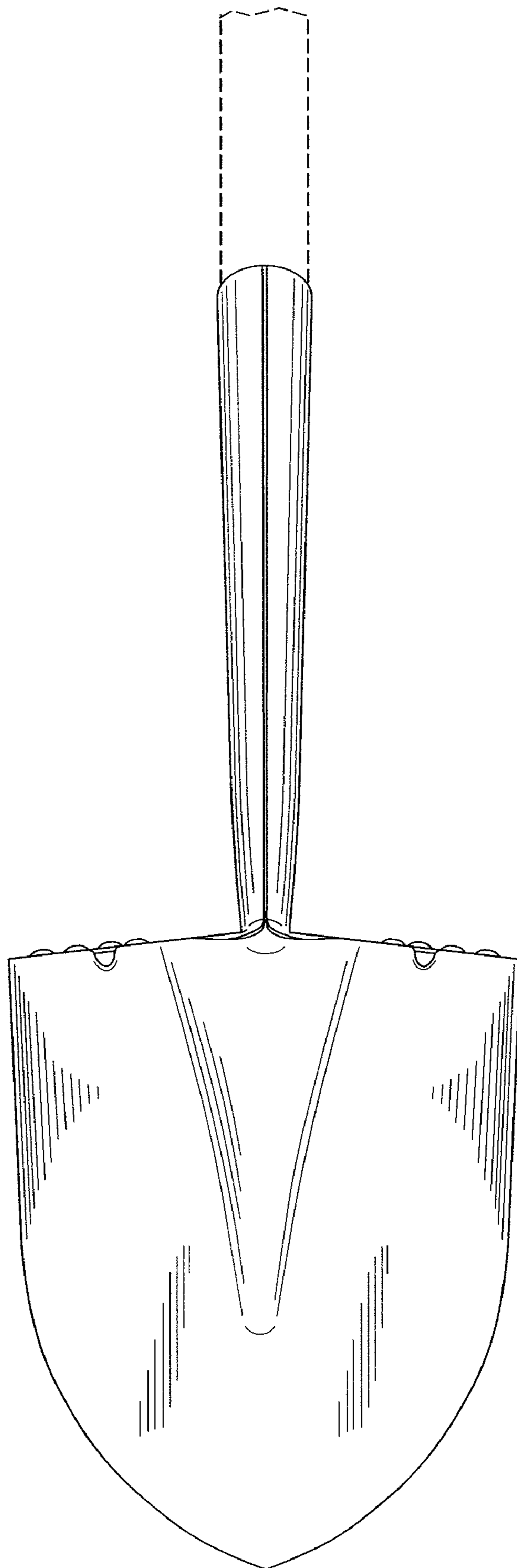


FIG. 3



FIG. 4



FIG. 5

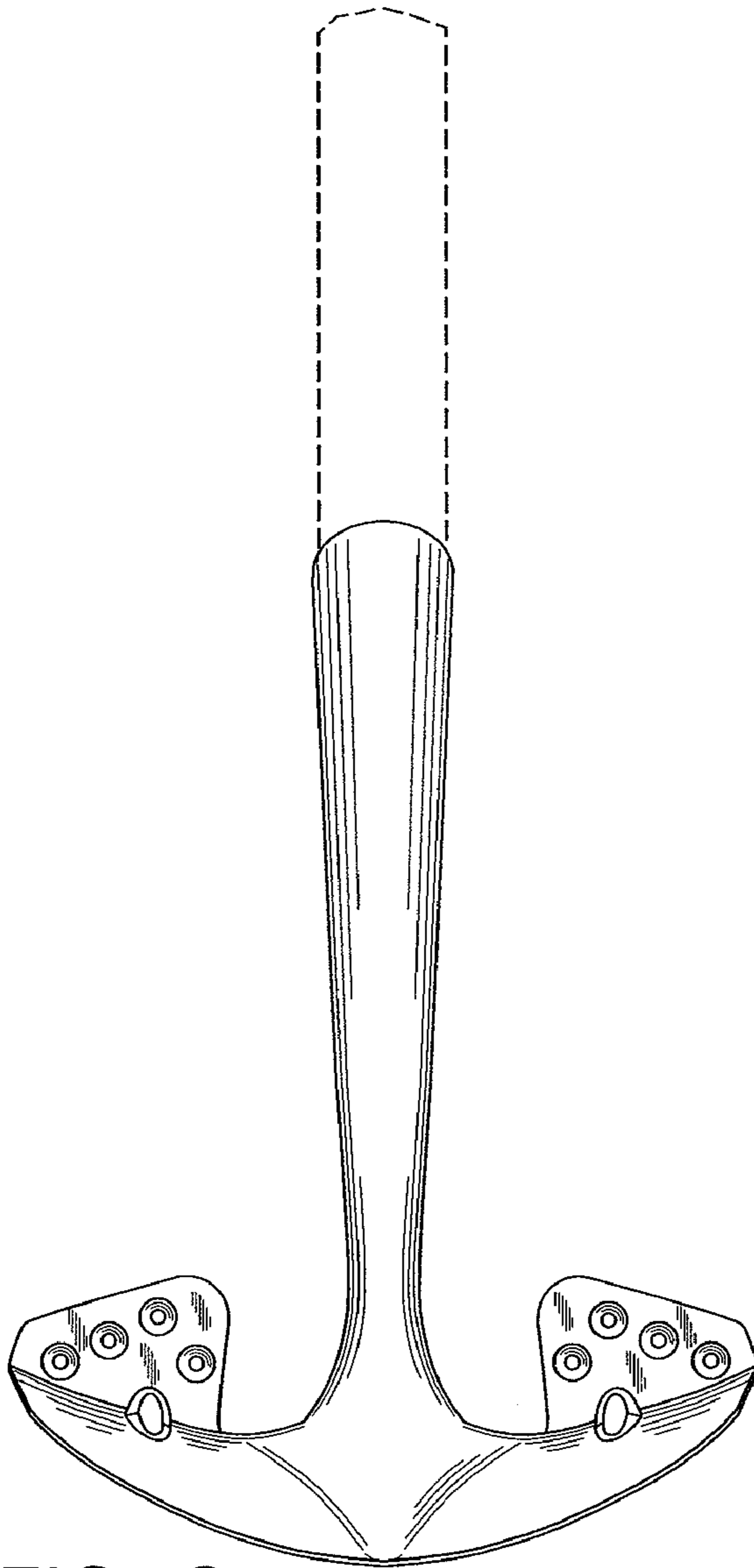


FIG. 6

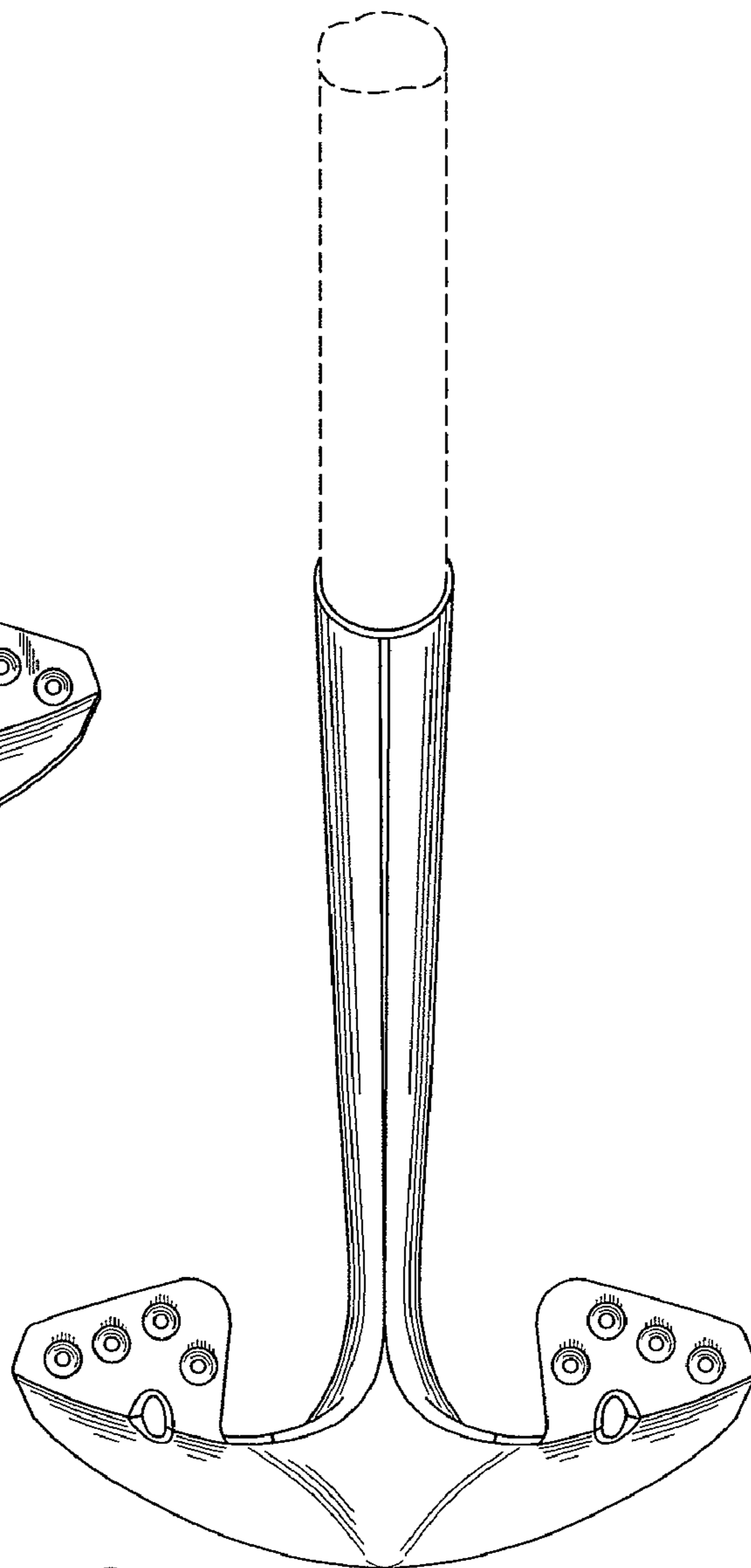


FIG. 7