



US00D628442S

(12) **United States Design Patent**  
**Lundberg**

(10) **Patent No.:** **US D628,442 S**

(45) **Date of Patent:** **\*\* Dec. 7, 2010**

(54) **DRINKING MUG**

(75) Inventor: **Joseph L. Lundberg**, Winchester, TN  
(US)

(73) Assignee: **Hero-Gear, LLC**, Winchester, TN (US)

(\*\*) Term: **14 Years**

(21) Appl. No.: **29/361,591**

(22) Filed: **May 13, 2010**

**Related U.S. Application Data**

(63) Continuation-in-part of application No. 29/345,407,  
filed on Oct. 15, 2009, now Pat. No. Des. 620,759.

(51) **LOC (9) Cl.** ..... **07-01**

(52) **U.S. Cl.** ..... **D7/531; D7/532; D7/509**

(58) **Field of Classification Search** ..... D7/396.2,  
D7/396.6, 388, 624.1, 619.1, 523, 509, 510,  
D7/511, 531, 532, 530; D6/551; 220/23.83,  
220/592.16, 592.17; 215/394

See application file for complete search history.

(56) **References Cited**

**U.S. PATENT DOCUMENTS**

D189,679	S	*	1/1961	Samson	.....	D7/509
3,126,139	A	*	3/1964	Schechter	.....	229/403
D436,297	S	*	1/2001	Shook	.....	D7/530
D508,186	S	*	8/2005	Edelstein et al.	.....	D7/510
D526,841	S	*	8/2006	Webb	.....	D7/396.4
D545,625	S	*	7/2007	Webb	.....	D7/523
D573,839	S	*	7/2008	Sun	.....	D7/510
D587,527	S	*	3/2009	Wolhändler	.....	D7/532

D596,459	S	*	7/2009	Ghiassi	.....	D7/510
7,677,407	B2	*	3/2010	Davis	.....	220/739
D614,916	S	*	5/2010	Borrello et al.	.....	D7/507
D620,310	S	*	7/2010	Lundberg	.....	D7/396.6
D620,759	S	*	8/2010	Lundberg	.....	D7/531

\* cited by examiner

*Primary Examiner*—Marianne Pandozzi

(74) *Attorney, Agent, or Firm*—Wood, Herron & Evans,  
L.L.P.

(57) **CLAIM**

The ornamental design for a drinking mug, as shown and described.

**DESCRIPTION**

FIG. 1 is a front isometric view of a drinking mug of the present invention;

FIG. 2 is front view thereof;

FIG. 3 is a right side view thereof;

FIG. 4 is back side view thereof;

FIG. 5 is a left side view thereof;

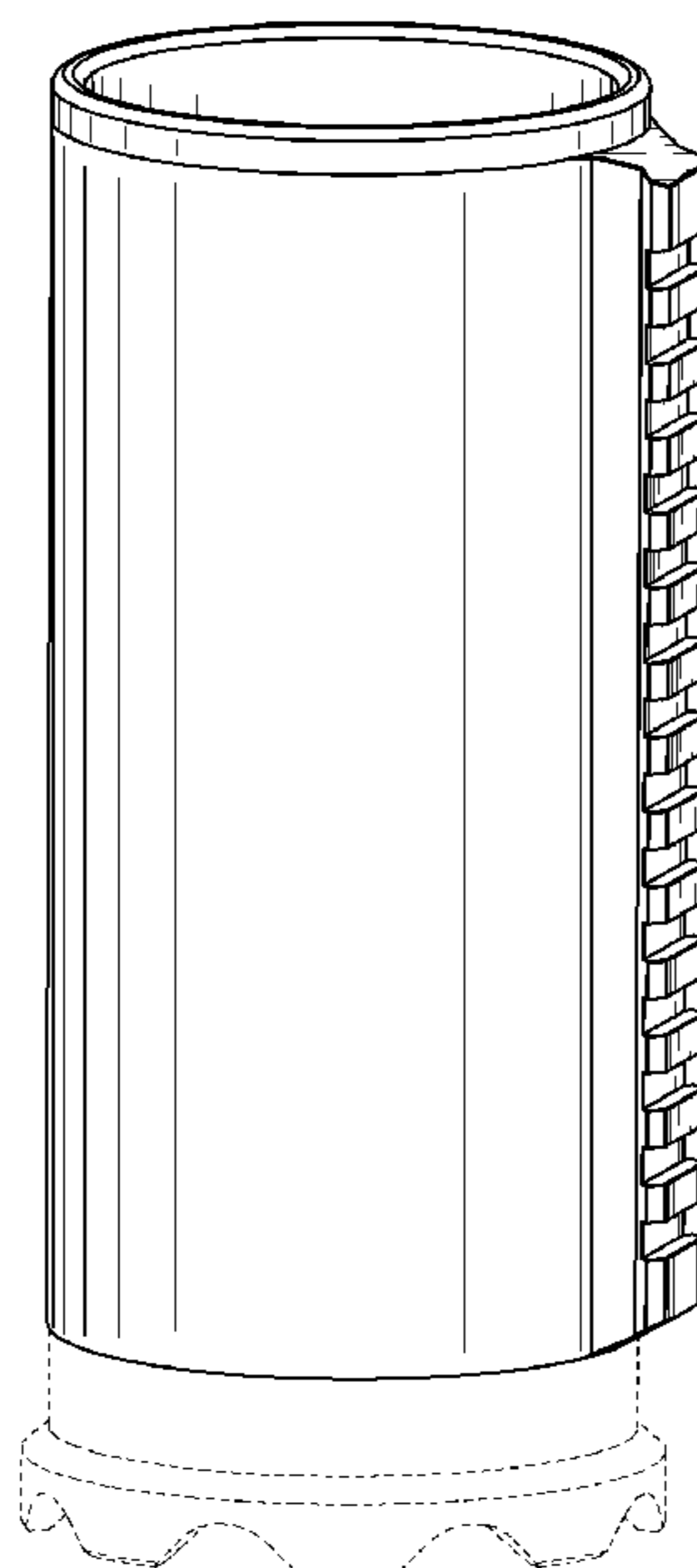
FIG. 6 is a top view thereof;

FIG. 7 is a bottom view thereof showing the location of unclaimed structure in broken lines that partially obscure the view; and,

FIG. 8 is a bottom view like FIG. 7 in which the broken lines have been removed for clarity.

The broken lines are for illustrative purposes only and form no part of the claimed design.

**1 Claim, 4 Drawing Sheets**



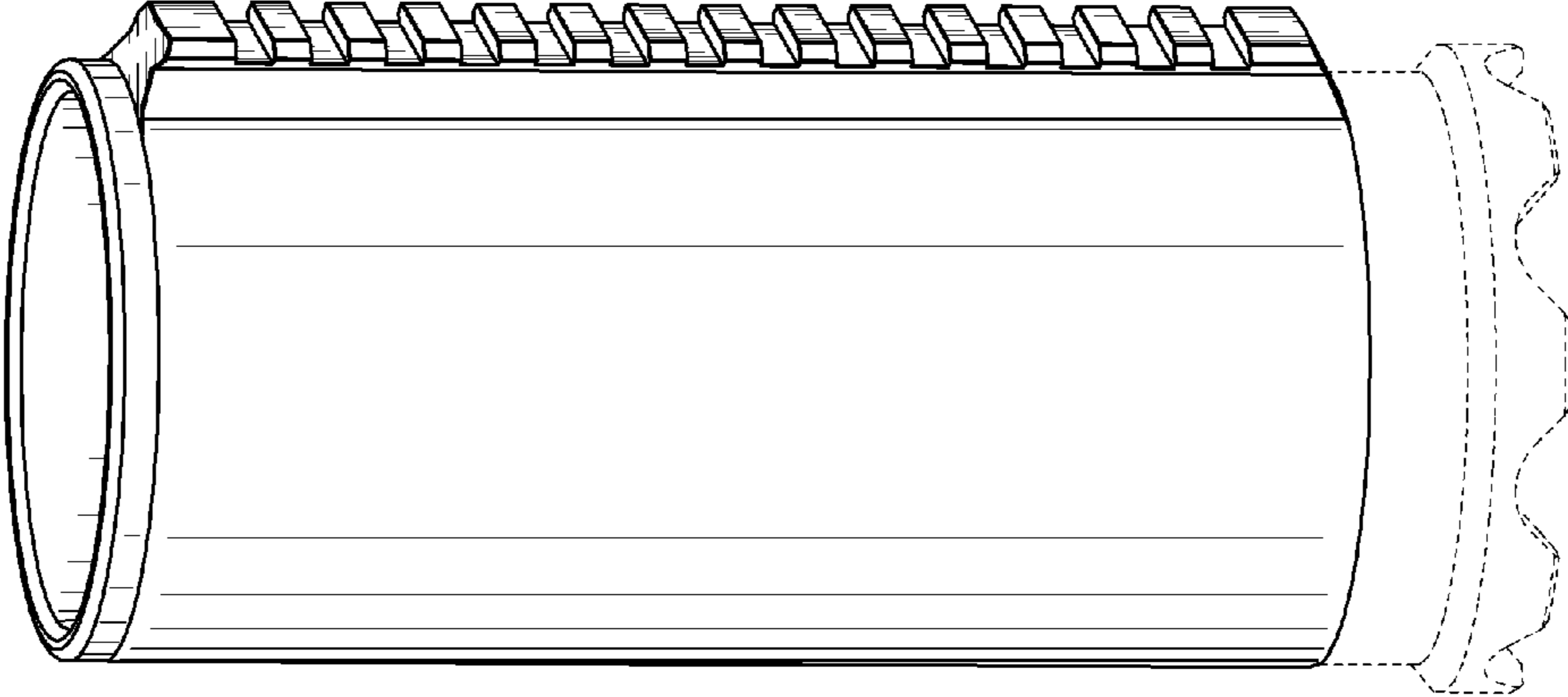


FIG. 1

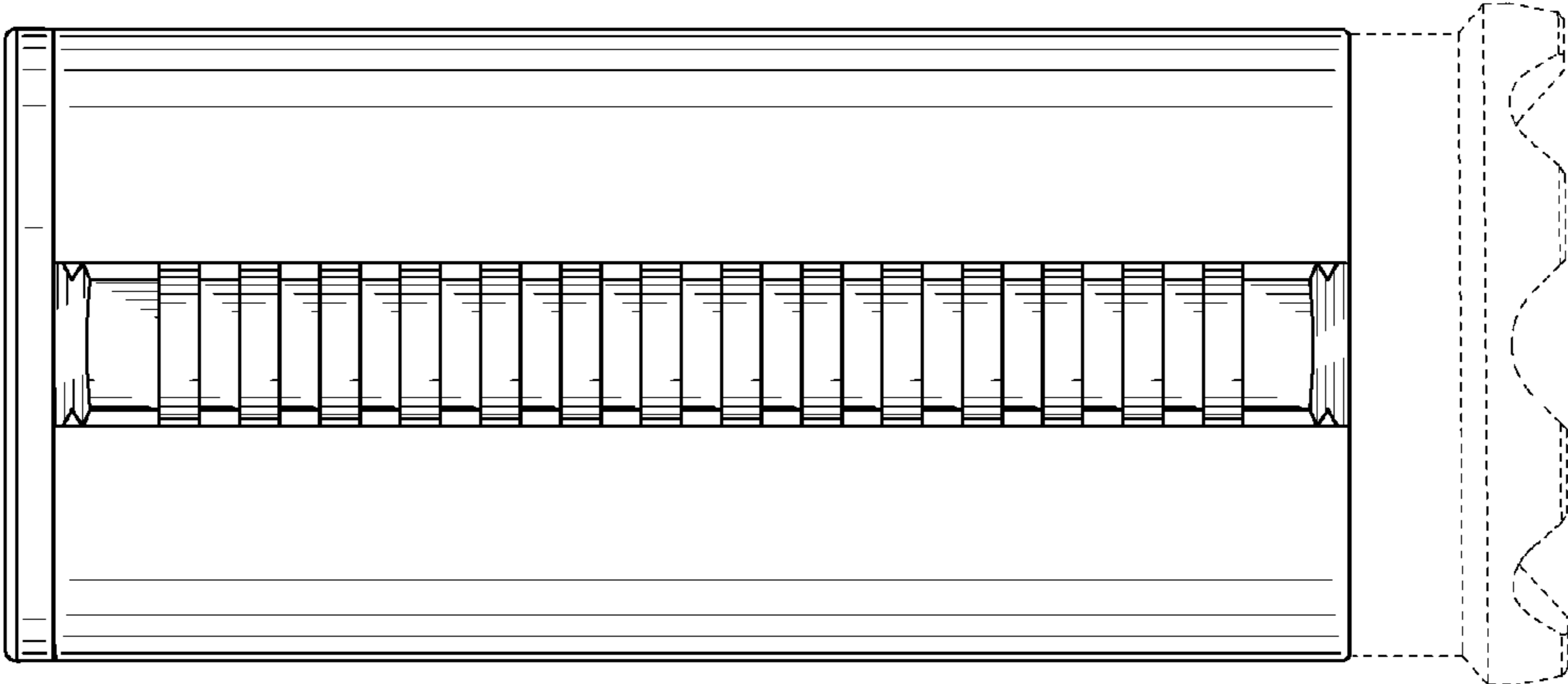


FIG. 3

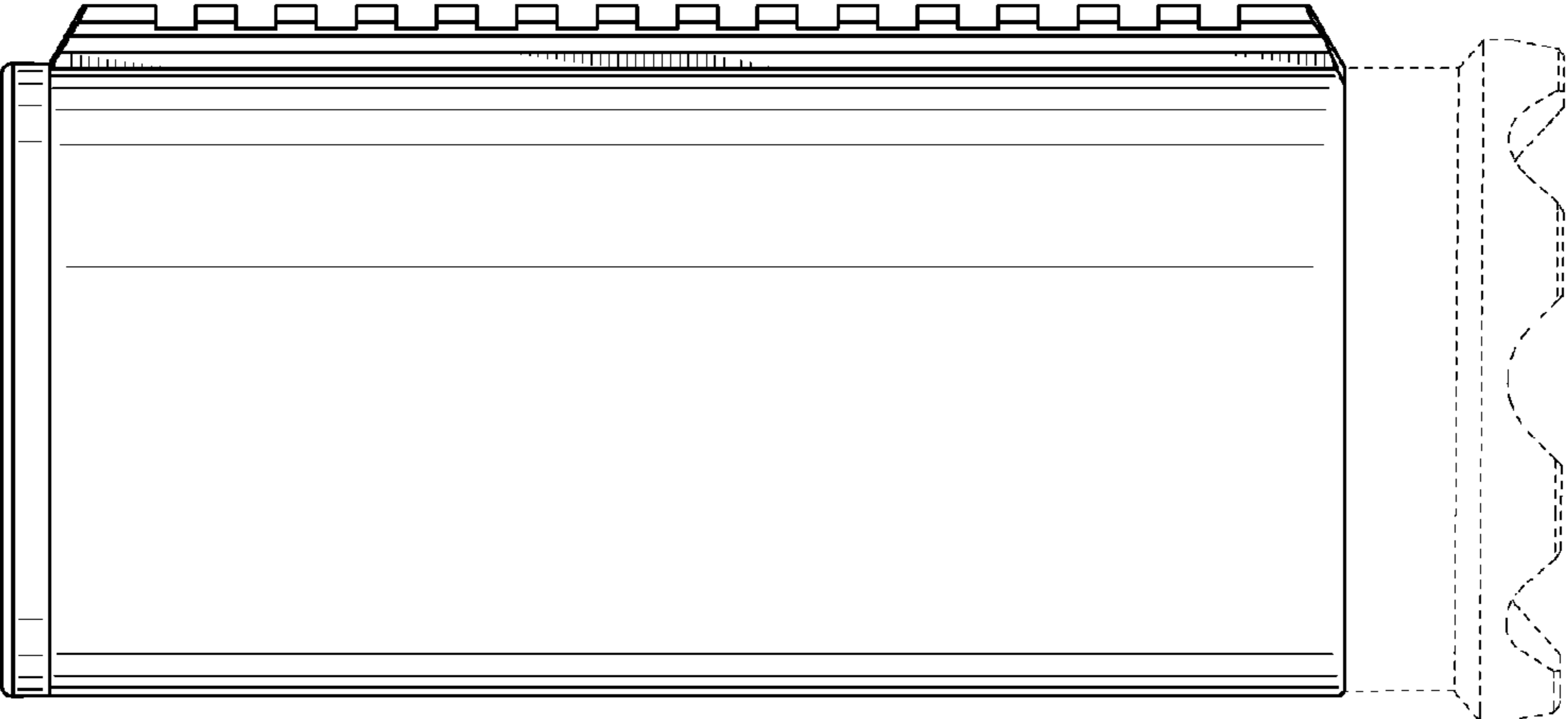


FIG. 2




FIG. 5



FIG. 4

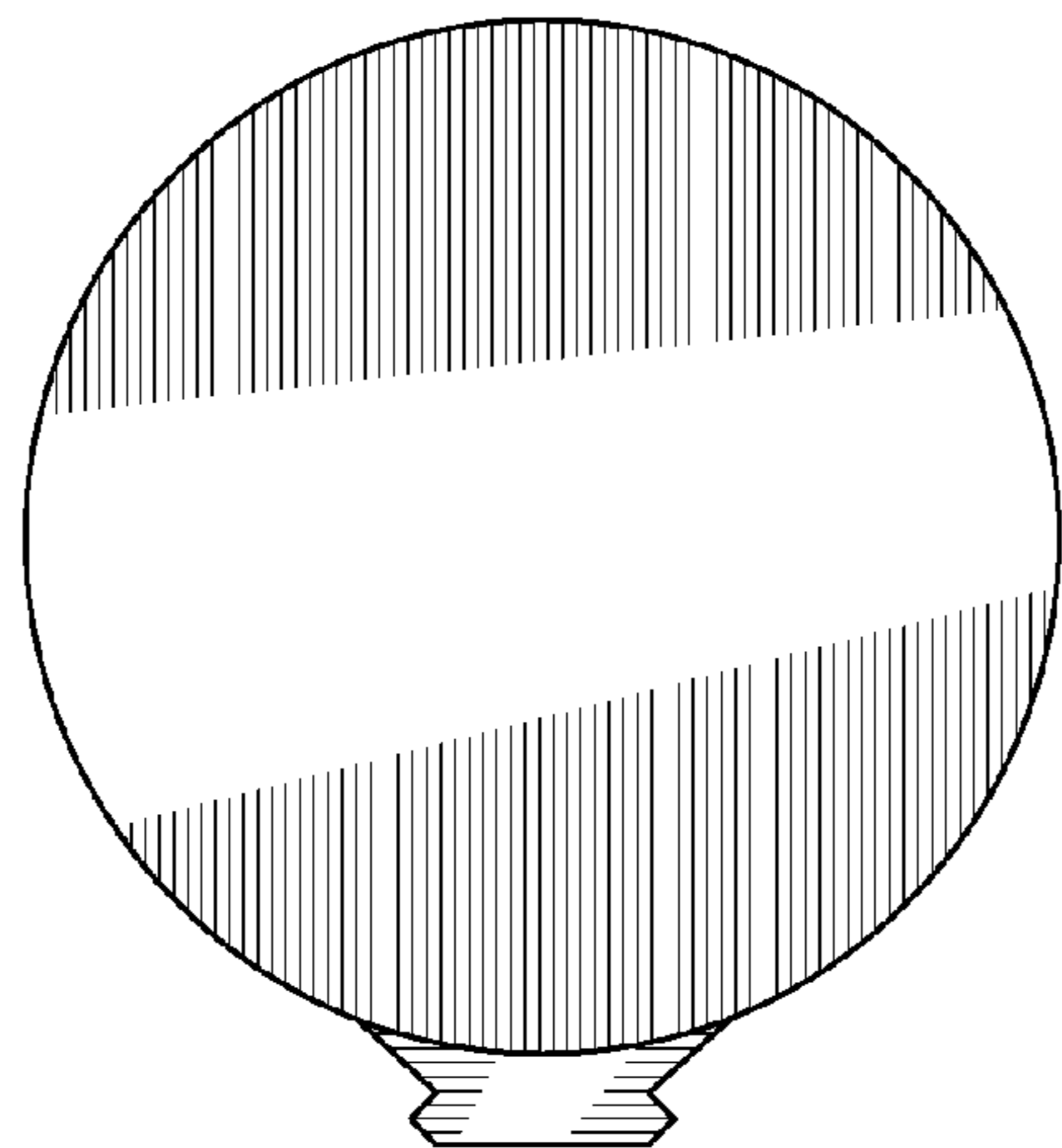


FIG. 8

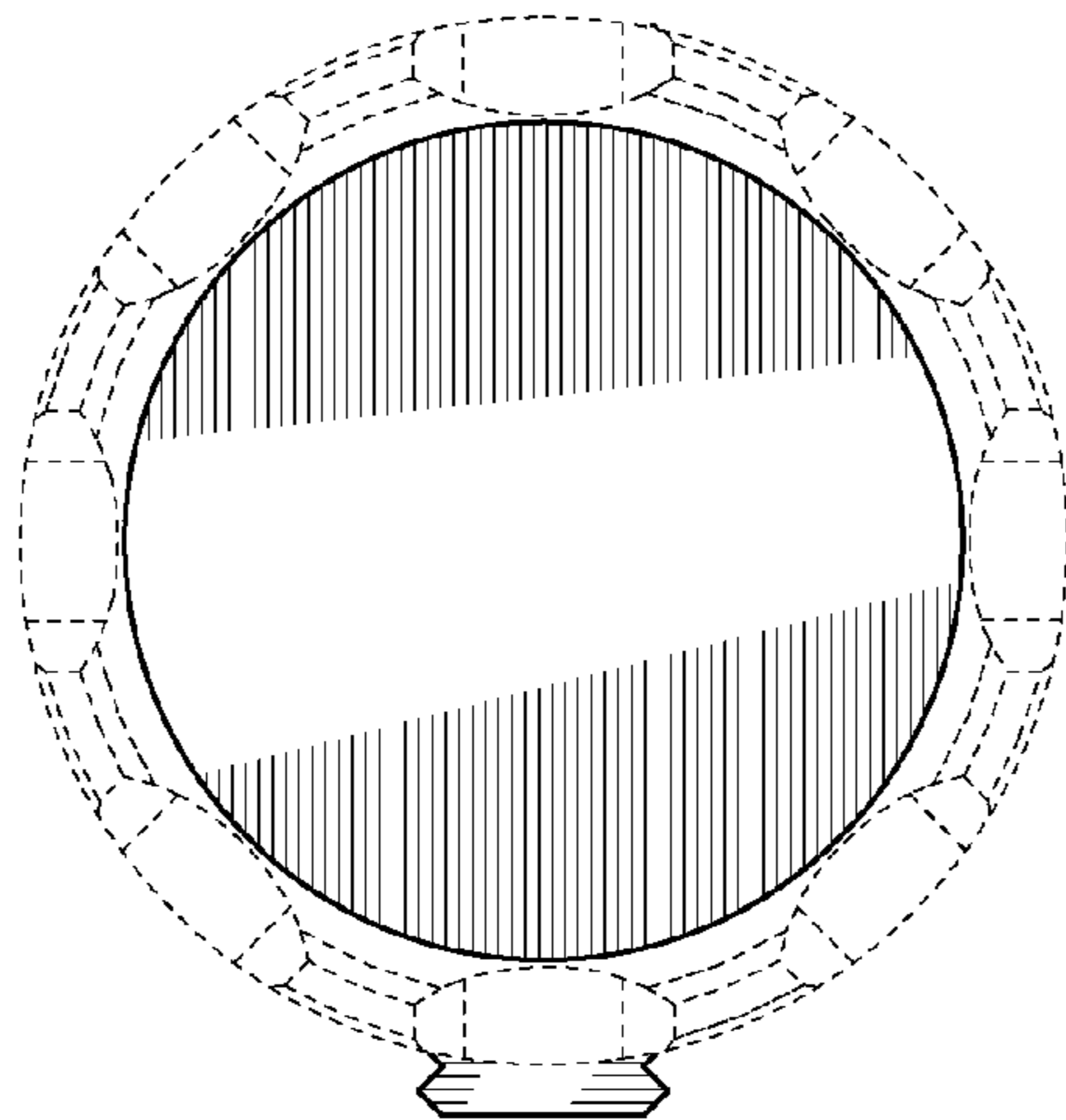


FIG. 7

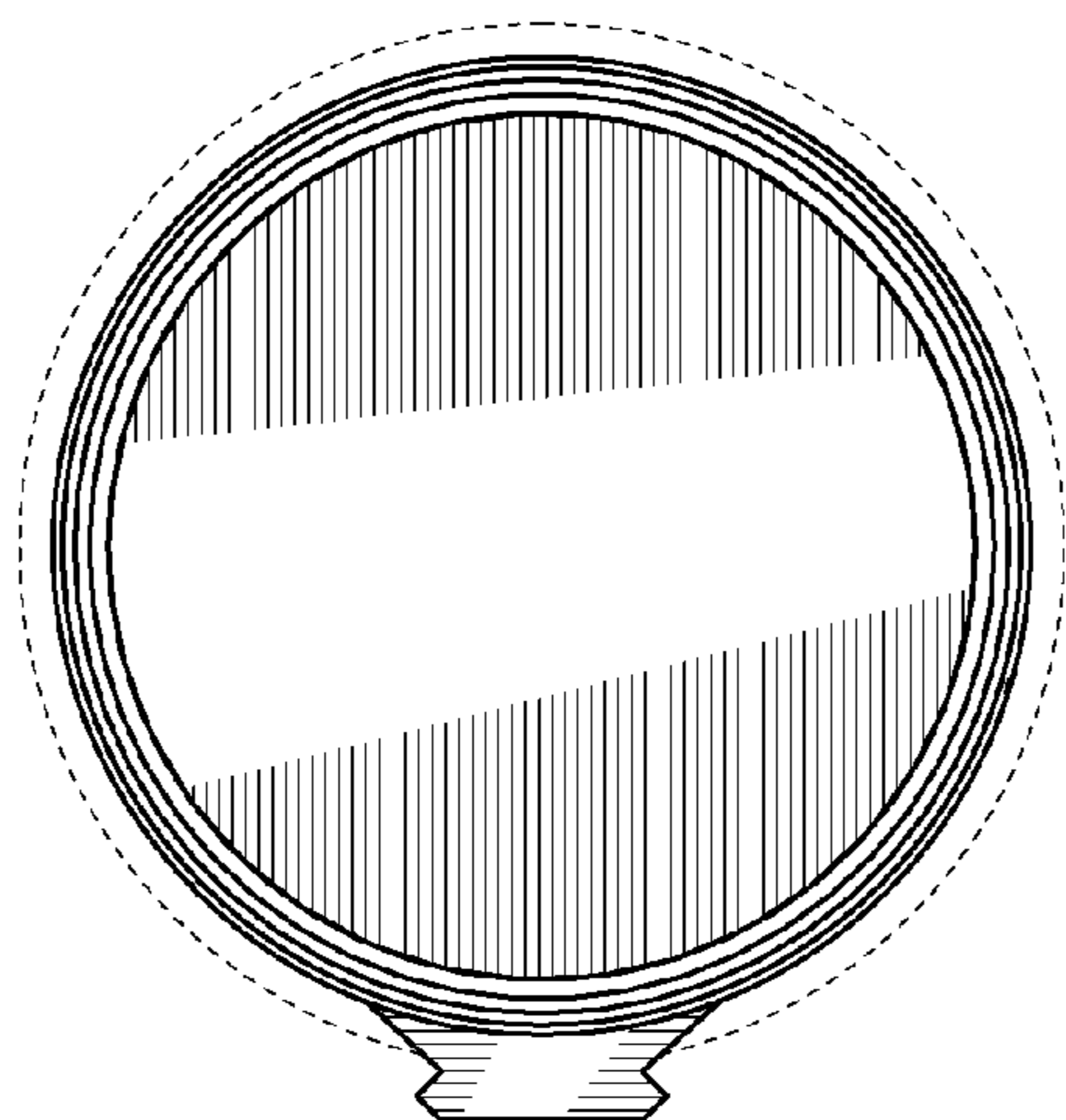


FIG. 6