



US00D628440S

(12) **United States Design Patent**  
**LeVere**

(10) **Patent No.:** **US D628,440 S**

(45) **Date of Patent:** **\*\* Dec. 7, 2010**

(54) **THERMO MUG**

(76) **Inventor:** **T. Earl LeVere**, 250 West St., Suite 500,  
Columbus, OH (US) 43215

(\*\*) **Term:** **14 Years**

(21) **Appl. No.:** **29/348,506**

(22) **Filed:** **Jan. 12, 2010**

(51) **LOC (9) Cl.** ..... **07-01**

(52) **U.S. Cl.** ..... **D7/515; D7/514; D7/901;**  
**D7/533**

(58) **Field of Classification Search** ..... **D7/507,**  
**D7/515, 514, 517, 520, 533, 536, 901; 215/391,**  
**215/383, 374; 206/217; 220/738**

See application file for complete search history.

(56) **References Cited**

**U.S. PATENT DOCUMENTS**

4,932,542	A *	6/1990	Chen et al. ....	215/383
5,029,700	A *	7/1991	Chen .....	206/217
D328,688	S *	8/1992	Palmer et al. ....	D7/511
D349,627	S *	8/1994	Rigsby .....	D7/515
D354,199	S *	1/1995	Rigsby .....	D7/515
D359,656	S *	6/1995	Hurst et al. ....	D7/515
D396,384	S *	7/1998	Slaten et al. ....	D7/622
D400,399	S *	11/1998	Hurst .....	D7/515
D416,756	S *	11/1999	Hurst .....	D7/515
D494,010	S *	8/2004	Yuen .....	D7/511
D542,093	S *	5/2007	Meehan .....	D7/507
D544,301	S *	6/2007	Tien .....	D7/510

D558,524	S *	1/2008	Schreitmuller .....	D7/523
D560,435	S *	1/2008	Meehan .....	D7/510
D566,574	S *	4/2008	Ayinde .....	D9/600
D587,070	S *	2/2009	Thompson .....	D7/515
D591,109	S *	4/2009	Thompson .....	D7/515
D598,242	S *	8/2009	Kusher .....	D7/507
D601,851	S *	10/2009	Lopez .....	D7/515
D602,741	S *	10/2009	Xiurong et al. ....	D7/510
D603,219	S *	11/2009	Lopez .....	D7/515
D604,562	S *	11/2009	Lopez .....	D7/515
D606,808	S *	12/2009	Germann .....	D7/510

\* cited by examiner

*Primary Examiner*—Marianne Pandozzi

(74) *Attorney, Agent, or Firm*—Roger A. Gilcrest

(57) **CLAIM**

The ornamental design for a thermo mug, as shown and described.

**DESCRIPTION**

FIG. 1 is a perspective view of a thermo mug showing my new design;

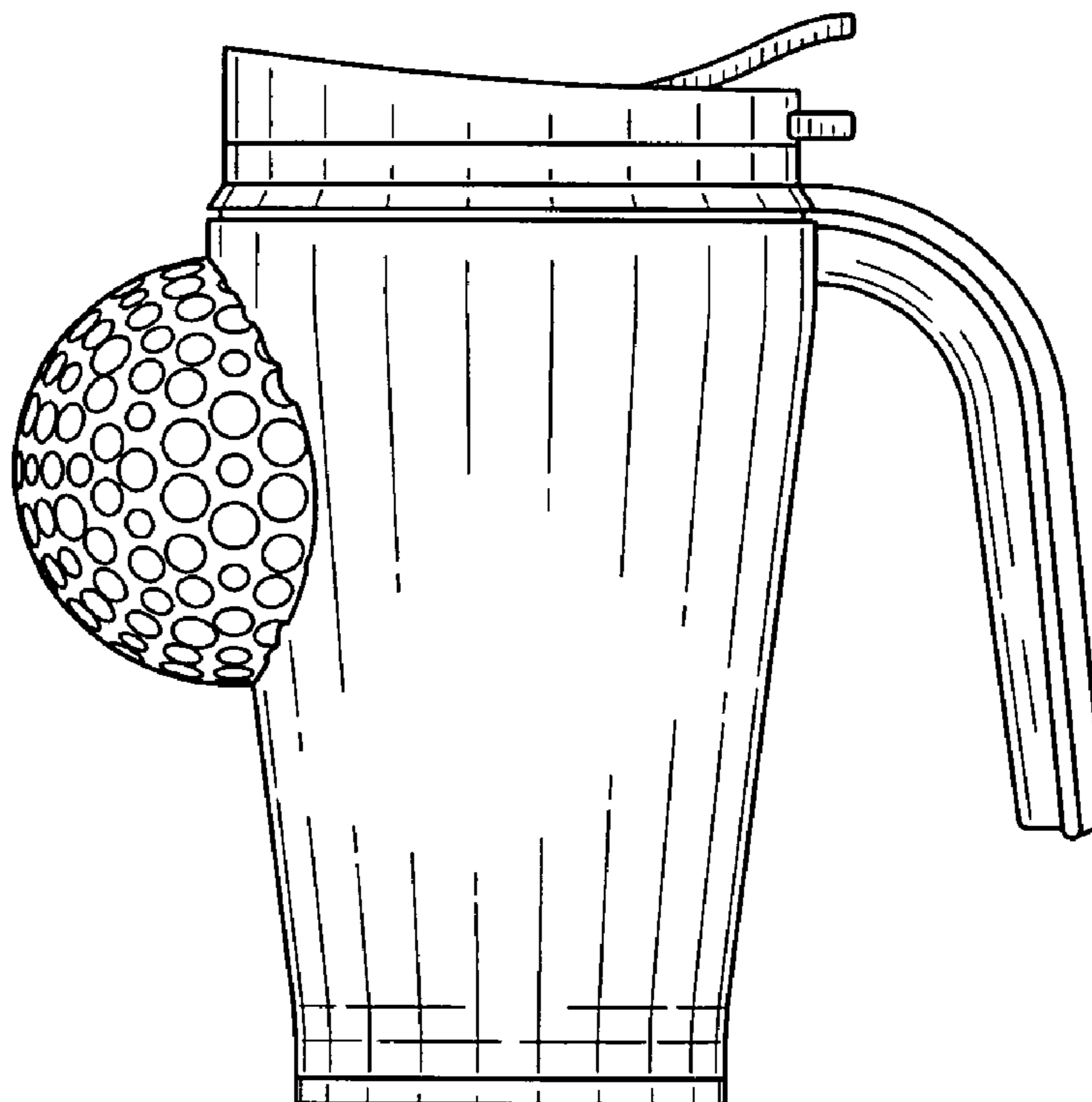
FIG. 2 is a right side view thereof;

FIG. 3 is a left side view thereof;

FIG. 4 is a front view thereof, a rear view being a mirror image thereof; and,

FIG. 5 is a bottom view thereof.

**1 Claim, 2 Drawing Sheets**



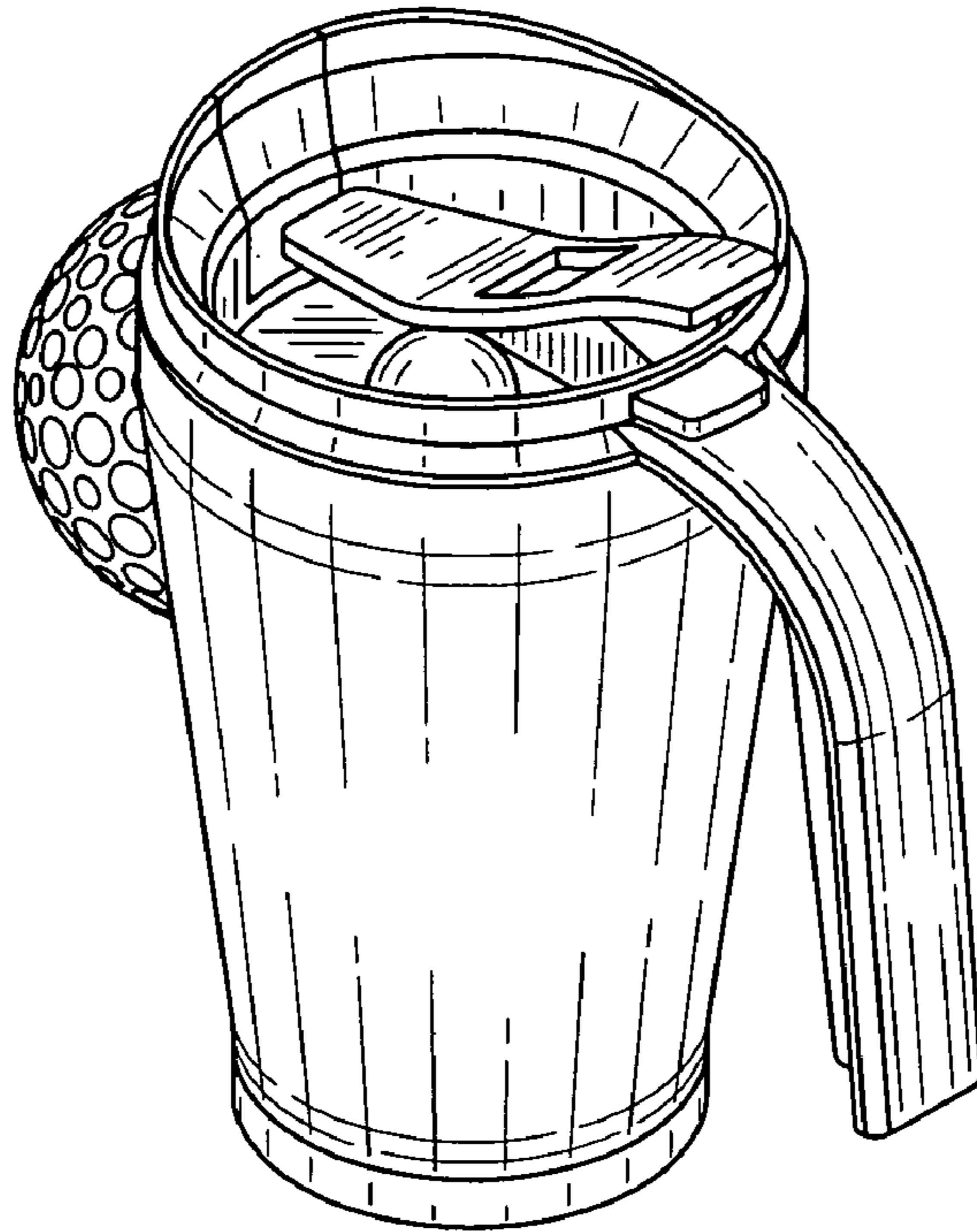


FIG-1

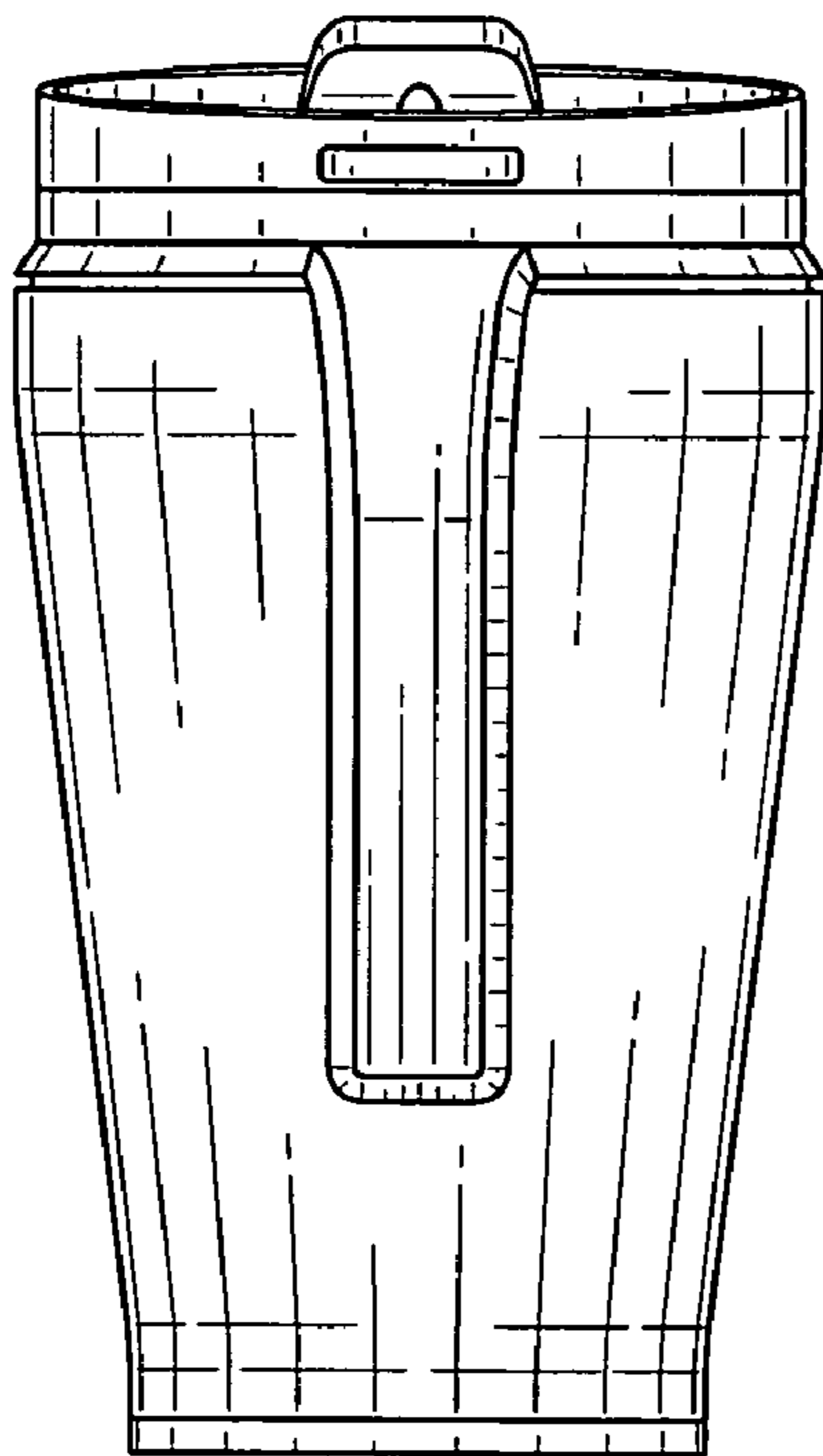


FIG-2

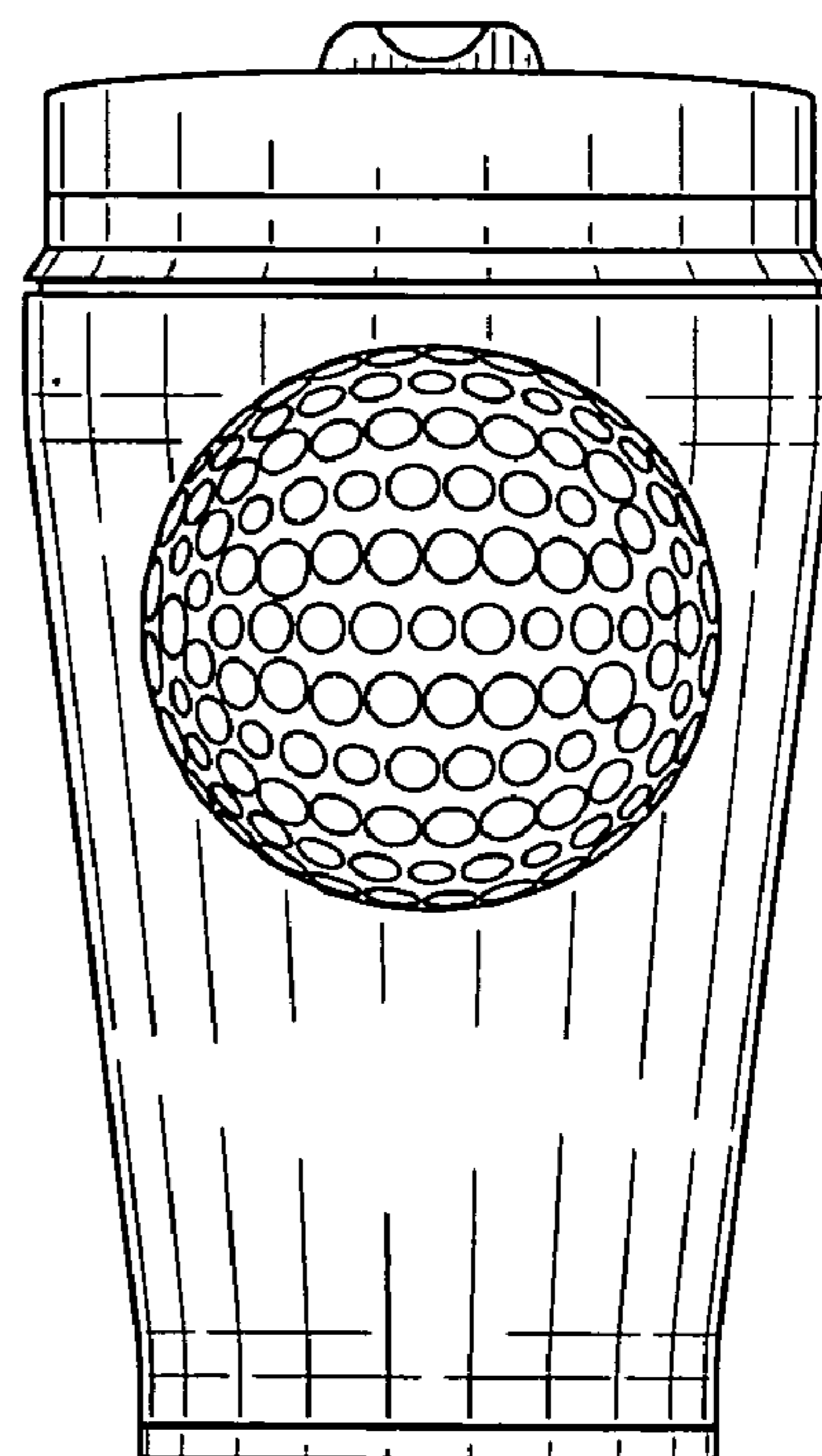


FIG-3

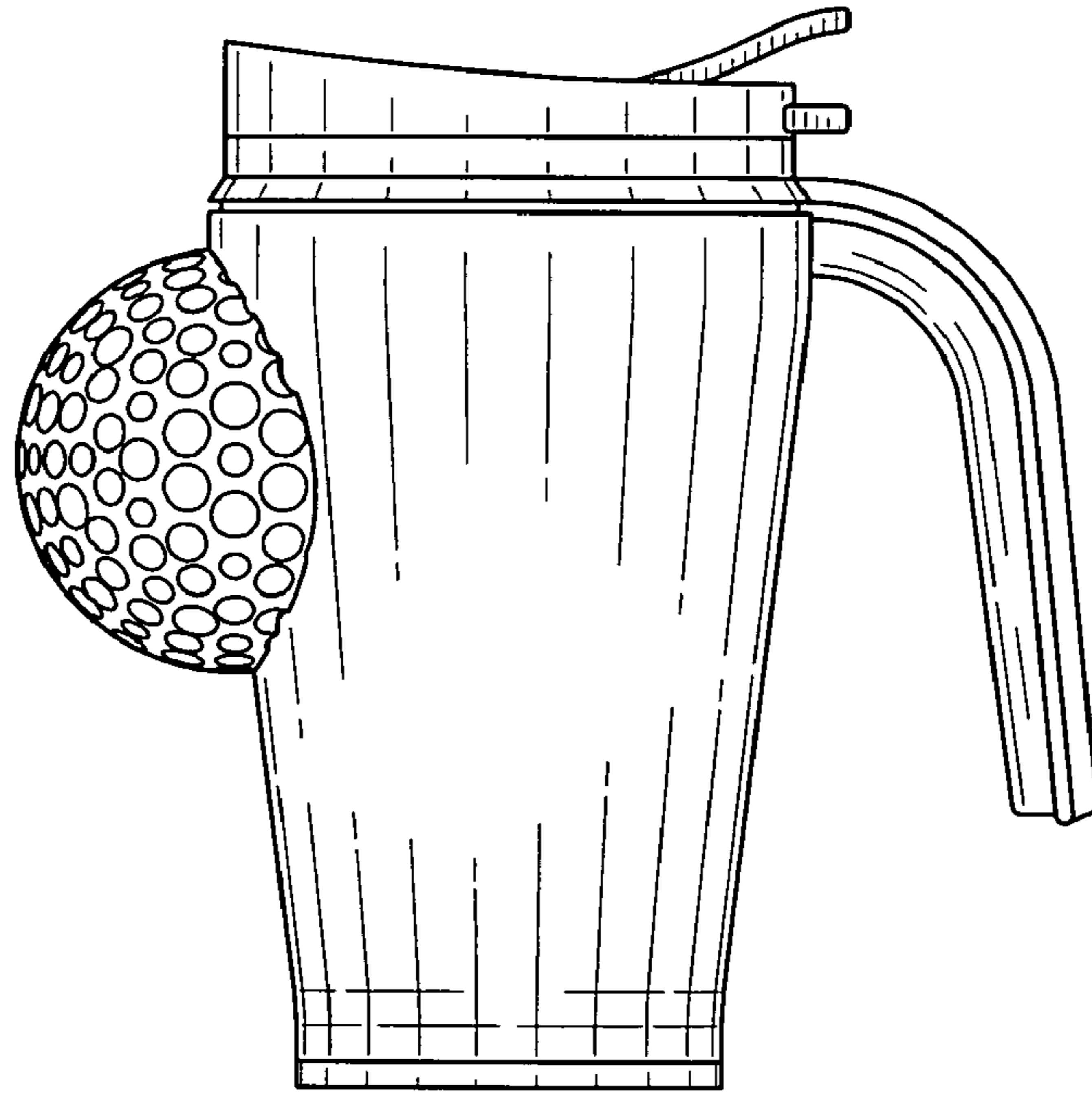


FIG-4

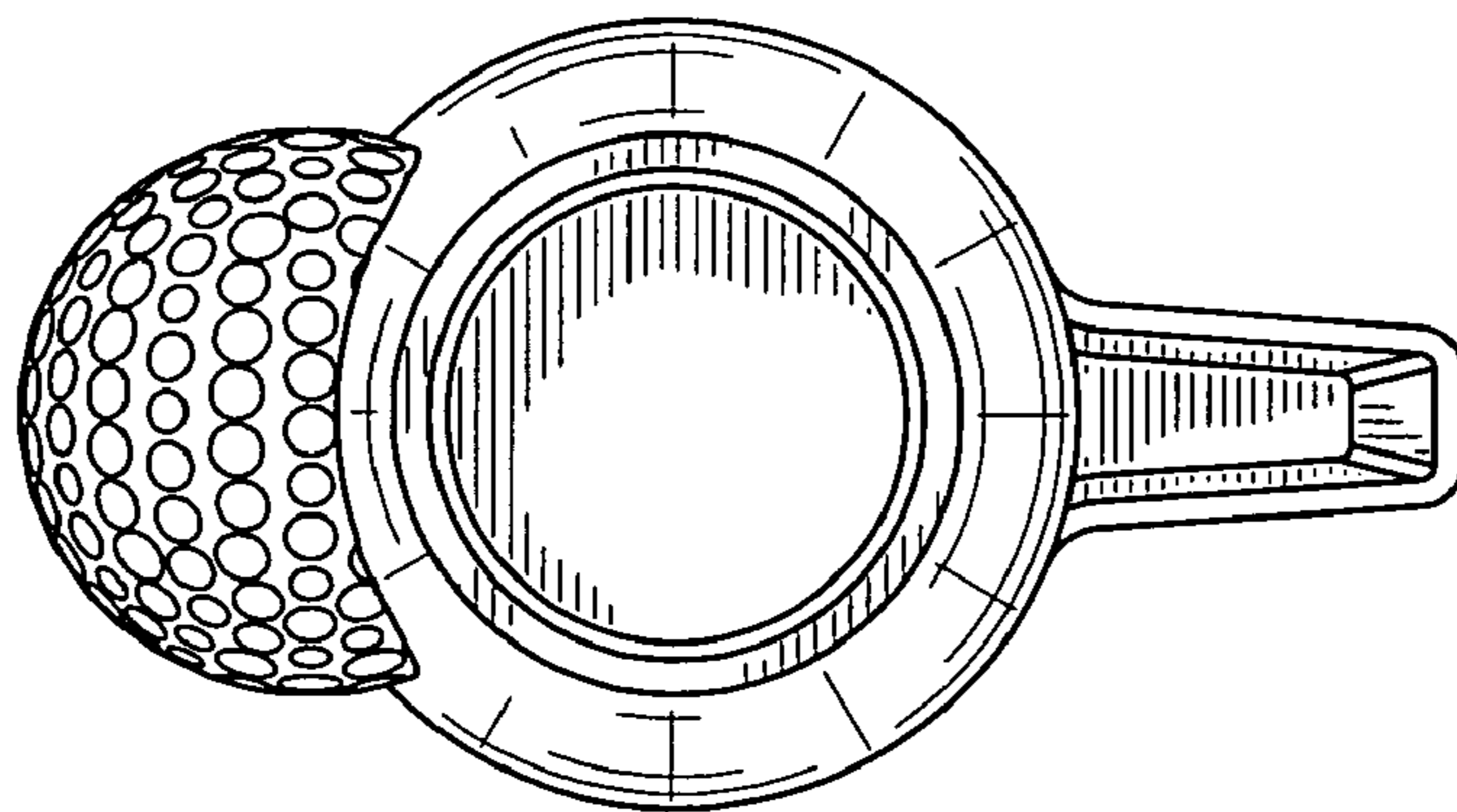


FIG-5