



US00D628437S

(12) **United States Design Patent**
Koennecke et al.

(10) **Patent No.:** **US D628,437 S**

(45) **Date of Patent:** **** Dec. 7, 2010**

(54) **CUTLERY HANDLES**

(75) Inventors: **Weston Koennecke**, Oak Park, IL (US);
William Hillbrenner, Stem, NC (US);
Bryan Hale, Chicago, IL (US)

(73) Assignee: **Solo Cup Operating Corporation**,
Highland Park, IL (US)

(**) Term: **14 Years**

(21) Appl. No.: **29/361,121**

(22) Filed: **May 5, 2010**

(51) **LOC (9) Cl.** **07-02**

(52) **U.S. Cl.** **D7/401.2; D7/653**

(58) **Field of Classification Search** D7/368,
D7/395, 401.2, 642-646, 649-654, 660-664,
D7/669, 675-676, 683, 688-692, 695-696;
30/137, 141-143, 147-150, 322-327, 329,
30/340, 342-344; 416/70 R

See application file for complete search history.

(56) **References Cited**

U.S. PATENT DOCUMENTS

D204,694 S *	5/1966	Toffolon	D7/653
D212,908 S *	12/1968	Toffolon	D7/662
D243,997 S *	4/1977	Zephries	D7/653
D245,961 S *	10/1977	Zephries	D7/661
4,317,284 A *	3/1982	Prindle	30/340
D408,217 S *	4/1999	LoGiudice	D7/401.2
D479,103 S *	9/2003	McMullin	D7/645
D554,952 S *	11/2007	Smith	D7/664
D557,996 S *	12/2007	Ito	D7/653
D572,543 S *	7/2008	Koennecke	D7/664
D575,595 S *	8/2008	Shane-Schuldt	D7/653
D593,377 S *	6/2009	Ito	D7/653

D596,457 S * 7/2009 Claps D7/401.2

* cited by examiner

Primary Examiner—Ricky Pham

(74) *Attorney, Agent, or Firm*—Hanley, Flight &
Zimmerman, LLC

(57) **CLAIM**

The ornamental design for cutlery handles, as shown and described.

DESCRIPTION

FIG. 1 is a top view of a first embodiment of a cutlery handles of a fork showing our new design.

FIG. 2 is a bottom view of the fork of FIG. 1.

FIG. 3 is a side view of the fork of FIG. 1.

The other side of the fork of FIG. 1 mirrors the view of FIG. 3.

FIG. 4 is a top view of a second embodiment of a cutlery handles of a spoon.

FIG. 5 is a bottom view of the spoon of FIG. 4.

FIG. 6 is a side view of the spoon of FIG. 4.

The other side of the spoon of FIG. 4 mirrors the view of FIG. 6.

FIG. 7 is a top view of a third embodiment of a cutlery handles of a soup spoon.

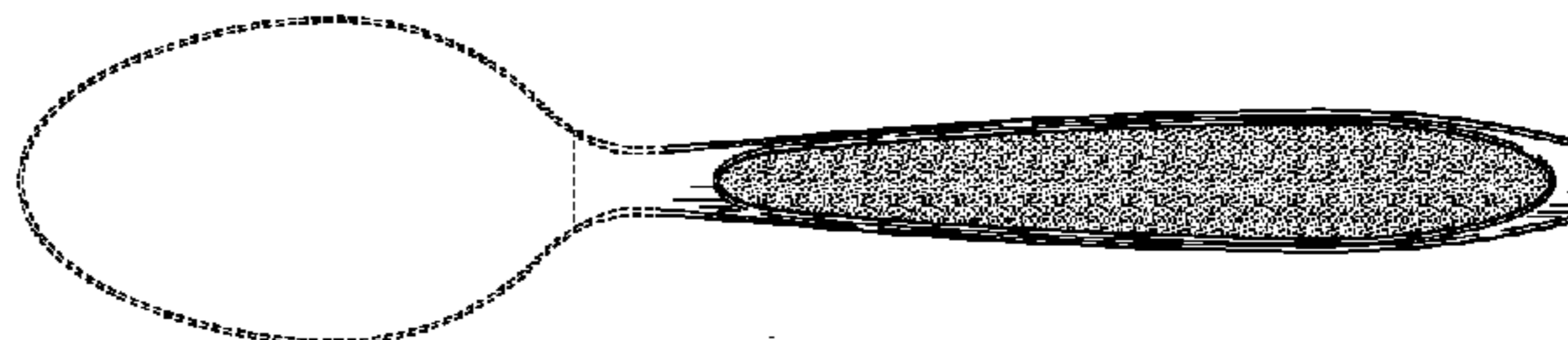
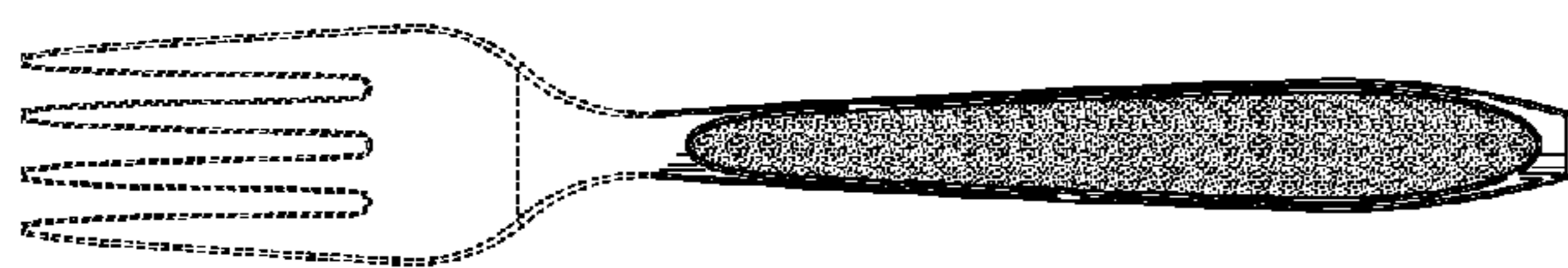
FIG. 8 is a bottom view of the soup spoon of FIG. 7; and,

FIG. 9 is a side view of the soup spoon of FIG. 7.

The other side of the soup spoon of FIG. 7 mirrors the view of FIG. 9.

The features shown in broken lines consisting of only dashes in FIGS. 1-9 are for illustrative purposes only and do not form part of the claimed design.

1 Claim, 3 Drawing Sheets



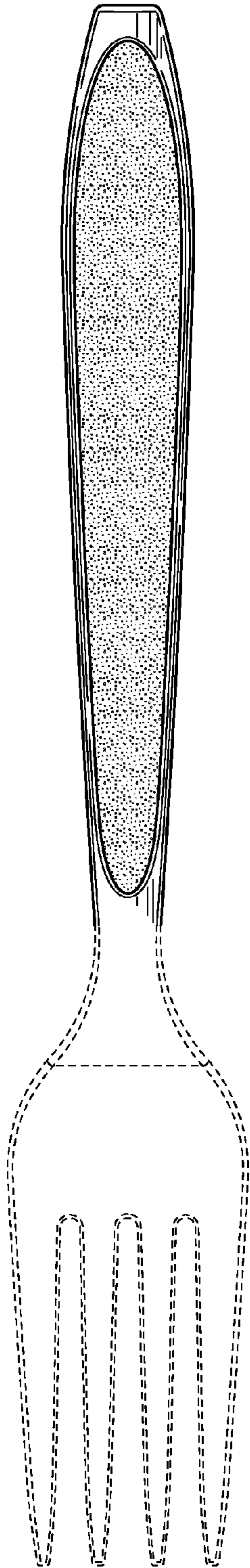


FIG. 1

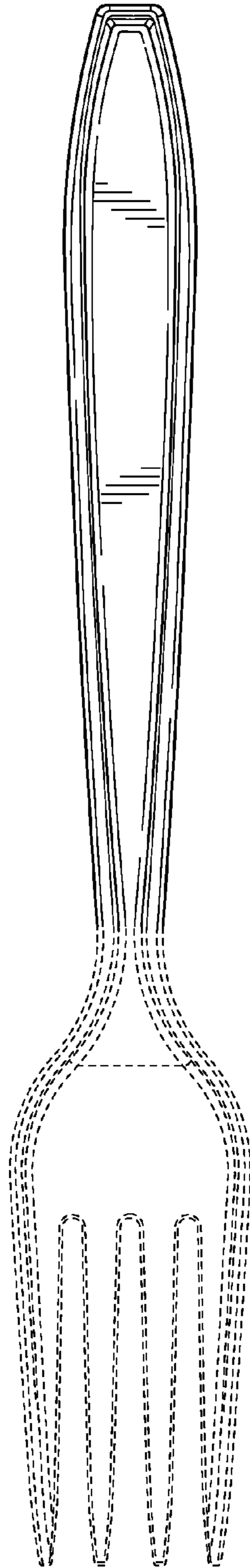


FIG. 2

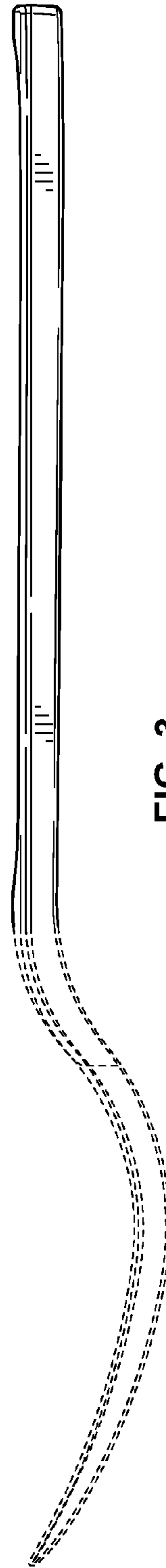


FIG. 3

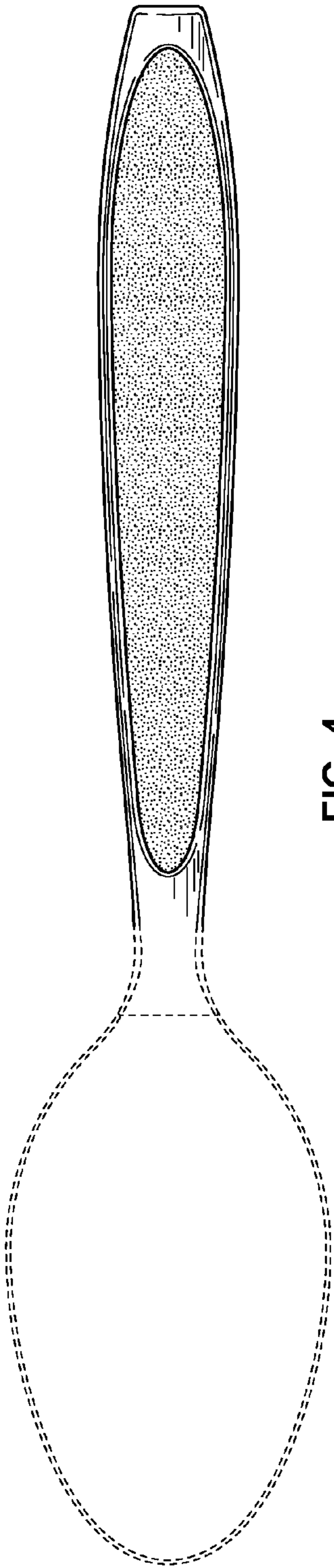


FIG. 4

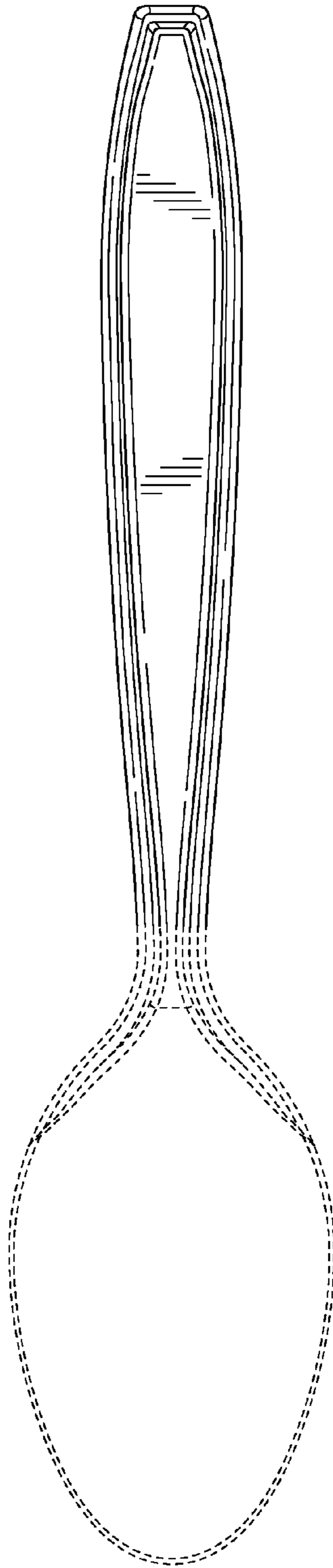


FIG. 5

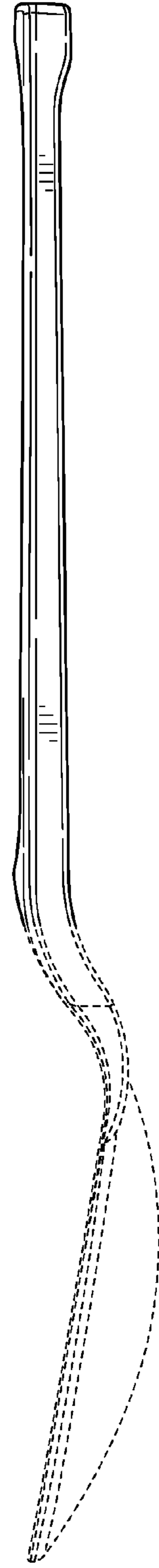


FIG. 6

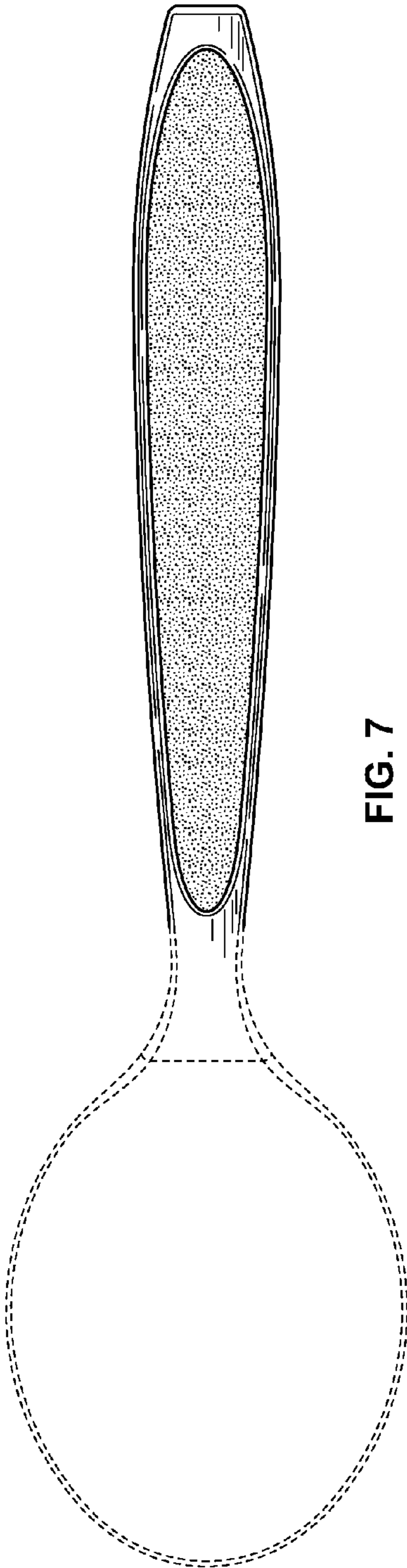


FIG. 7

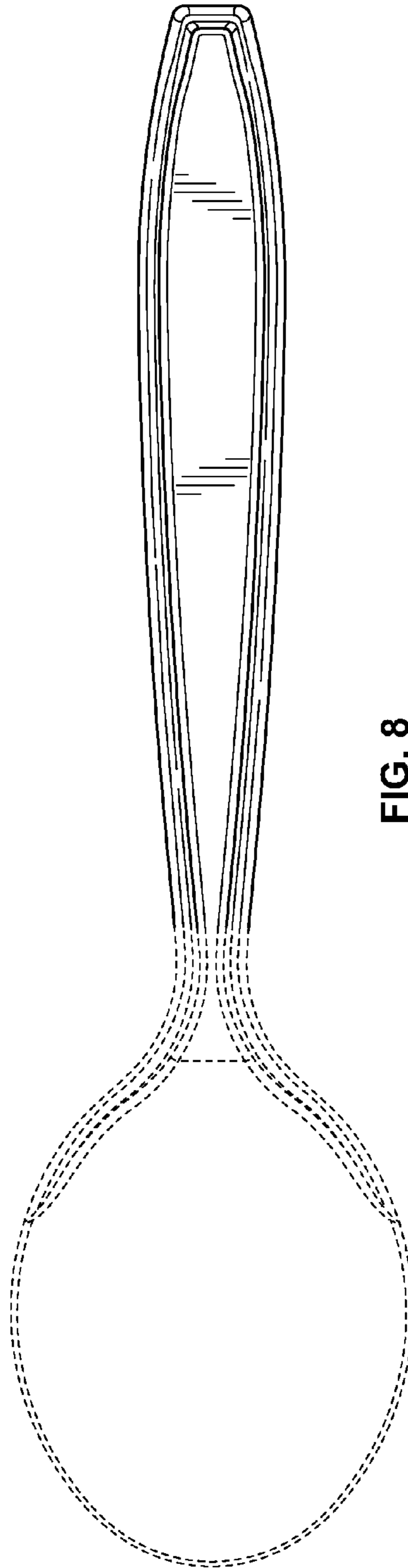


FIG. 8

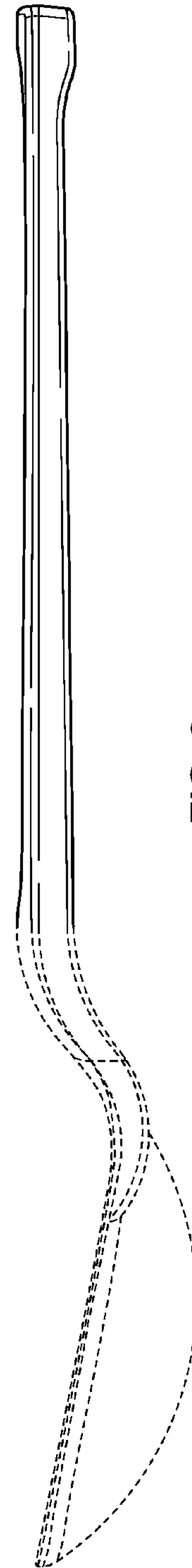


FIG. 9