

US00D628435S

(12) **United States Design Patent**
Furlong et al.

(10) **Patent No.:** **US D628,435 S**
(45) **Date of Patent:** **** Dec. 7, 2010**

(54) **BEVERAGE BOTTLE**

D474,077 S 5/2003 Hatsumoto
D474,367 S 5/2003 Turchi et al.

(75) Inventors: **Brian D. Furlong**, Davidson, NC (US);
Bradley S. Hooley, Charlotte, NC (US)

(Continued)

(73) Assignee: **Rubbermaid Incorporated**,
Huntersville, NC (US)

OTHER PUBLICATIONS

Product Information for Rubbermaid Chug Bottles obtained from
www.rubbermaid.com, 2 pages.

(**) Term: **14 Years**

(Continued)

(21) Appl. No.: **29/343,949**

Primary Examiner—Marianne Pandozzi

(22) Filed: **Sep. 22, 2009**

(74) *Attorney, Agent, or Firm*—Lempia Braidwood LLC

(51) **LOC (9) Cl.** **07-01**

(57) **CLAIM**

(52) **U.S. Cl.** **D7/396.4; D7/396.2; D9/502**

The ornamental design for a “beverage bottle,” as shown and
described.

(58) **Field of Classification Search** D7/509,
D7/533, 536, 510, 511, 591, 608, 605, 523,
D7/396.2, 396.4–396.6, 531, 532; 215/378,
215/398, 386; 220/737, 714, 630; D9/529,
D9/521, 688, 689, 523, 516, 538, 502, 503;
D34/1; D11/152

DESCRIPTION

See application file for complete search history.

FIG. 1 is a top, front, and left side perspective view showing
our new design for a beverage bottle;

(56) **References Cited**

U.S. PATENT DOCUMENTS

D182,461 S *	4/1958	Funkey	D9/538
D189,586 S *	1/1961	Nalle et al.	D7/531
D198,510 S *	6/1964	Hedgecock	D9/538
D198,870 S *	8/1964	Hedgecock	D9/538
D204,783 S *	5/1966	Johnson	D7/531
D205,250 S *	7/1966	Ballard	D9/538
D212,351 S *	10/1968	Strobe	D9/689
3,606,262 A *	9/1971	Hoff	366/341
D229,008 S *	11/1973	Bateman	D7/531
D259,022 S *	4/1981	Weckman	
D390,422 S *	2/1998	Daenen et al.	D7/615
D399,428 S *	10/1998	Ramsey	D9/538
D419,058 S *	1/2000	Roth et al.	
D469,697 S *	2/2003	Herrin et al.	D9/539
D473,426 S *	4/2003	Jalet et al.	D7/545

FIG. 2 is a front view of the beverage bottle shown in FIG. 1,
the rear view being a minor image thereof;

FIG. 3 is a left side view of the beverage bottle shown in FIG.
1, the right side view being a mirror image thereof;

FIG. 4 is a top view of the beverage bottle shown in FIG. 1;

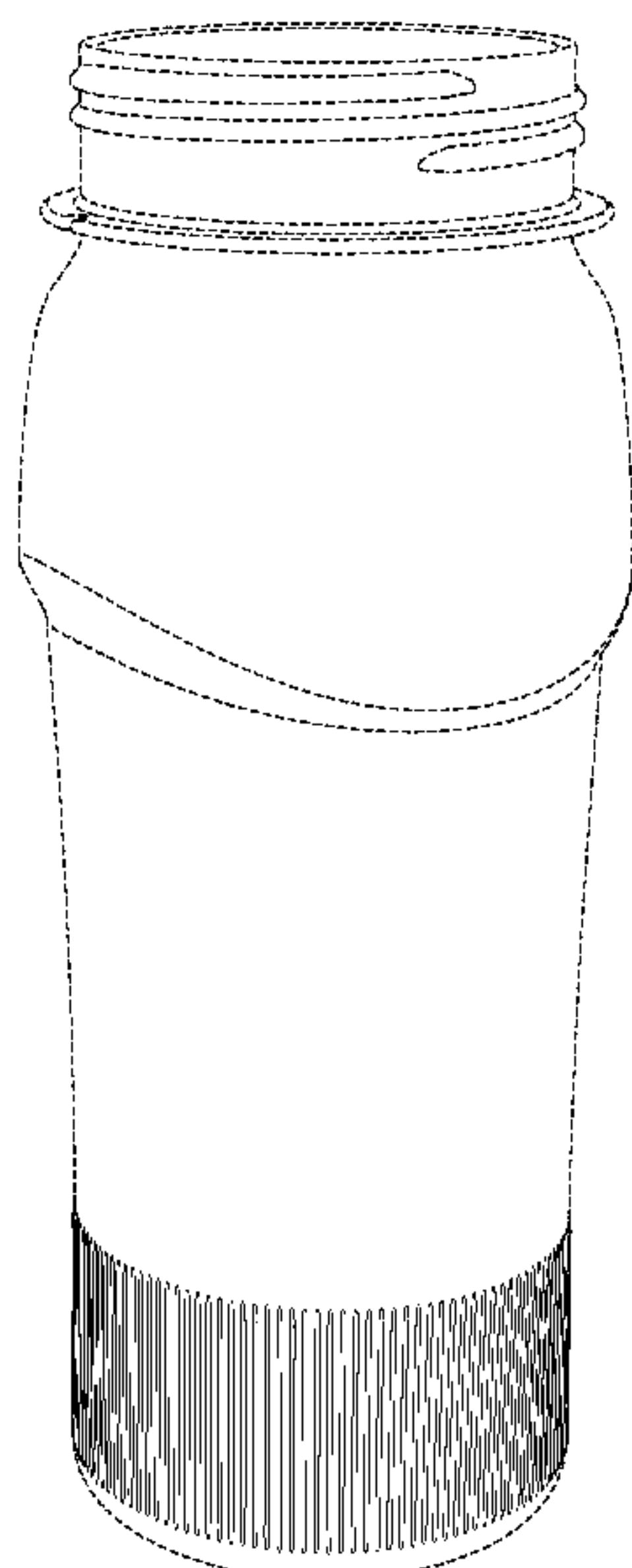
FIG. 5 is a bottom view of the beverage bottle shown in FIG.
1;

FIG. 6 is a top, front, left side perspective view of a beverage
bottle, showing a second embodiment of our new design in a
smaller volume; and,

FIG. 7 is a top, front, left side perspective view of a beverage
bottle, showing a third embodiment of our new design in a
larger volume.

The subject matter shown in dashed lines are for illustrative
purposes only and form no part of the claimed design.

1 Claim, 3 Drawing Sheets



US D628,435 S

Page 2

U.S. PATENT DOCUMENTS

D475,578 S	*	6/2003	Hurlbut et al.	D7/533
D479,095 S	*	9/2003	Webb	D7/531
D491,021 S	*	6/2004	Webb	D7/531
D493,668 S	*	8/2004	Hsu	D7/531
D494,473 S		8/2004	Yourist		
D507,152 S	*	7/2005	Trombly	D7/536
D507,187 S		7/2005	Yourist		
D510,025 S		9/2005	Venkataraman et al.		
D512,874 S	*	12/2005	Poulson et al.	D7/510
D521,803 S	*	5/2006	Bieger	D7/396.4
D533,994 S		12/2006	Hussaini et al.		
D539,092 S	*	3/2007	Norris et al.	D7/531
D545,198 S		6/2007	Hatcher et al.		
D549,103 S	*	8/2007	Kuethel et al.	D9/538
D568,753 S		5/2008	Woolf		
D569,188 S		5/2008	Tornqvist		
D570,220 S		6/2008	Venkataraman et al.		
D571,215 S		6/2008	Venkataraman et al.		
D573,470 S		7/2008	Bradley et al.		
D573,840 S		7/2008	Kramer		
D574,191 S	*	8/2008	Ablo	D7/531
D586,216 S		2/2009	Crawford		
D588,917 S		3/2009	Shmagin		
D592,969 S		5/2009	Hazelton et al.		
D595,143 S		6/2009	Hazelton et al.		
D596,458 S		7/2009	McKinney et al.		
D599,667 S		9/2009	Gedmin		
D608,216 S		1/2010	Priore et al.		
D610,010 S		2/2010	Schwartz et al.		
D611,349 S		3/2010	Shah et al.		
D613,610 S	*	4/2010	Wu	D9/538

OTHER PUBLICATIONS

Product Information for Rubbermaid Sip Bottles obtained from www.rubbermaid.com, 2 pages.

Product Information for Rubbermaid Squirt-Top Bottles obtained from www.rubbermaid.com, 2 pages.

* cited by examiner

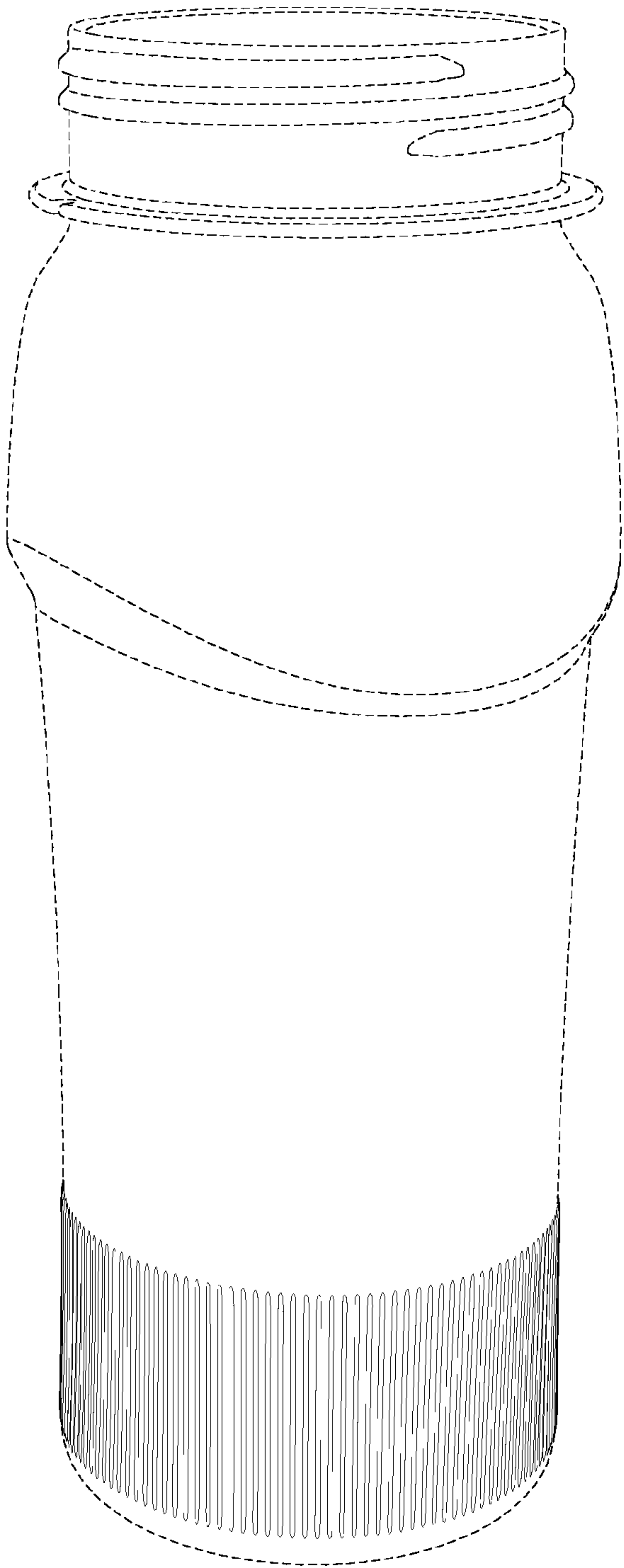


FIG. 1

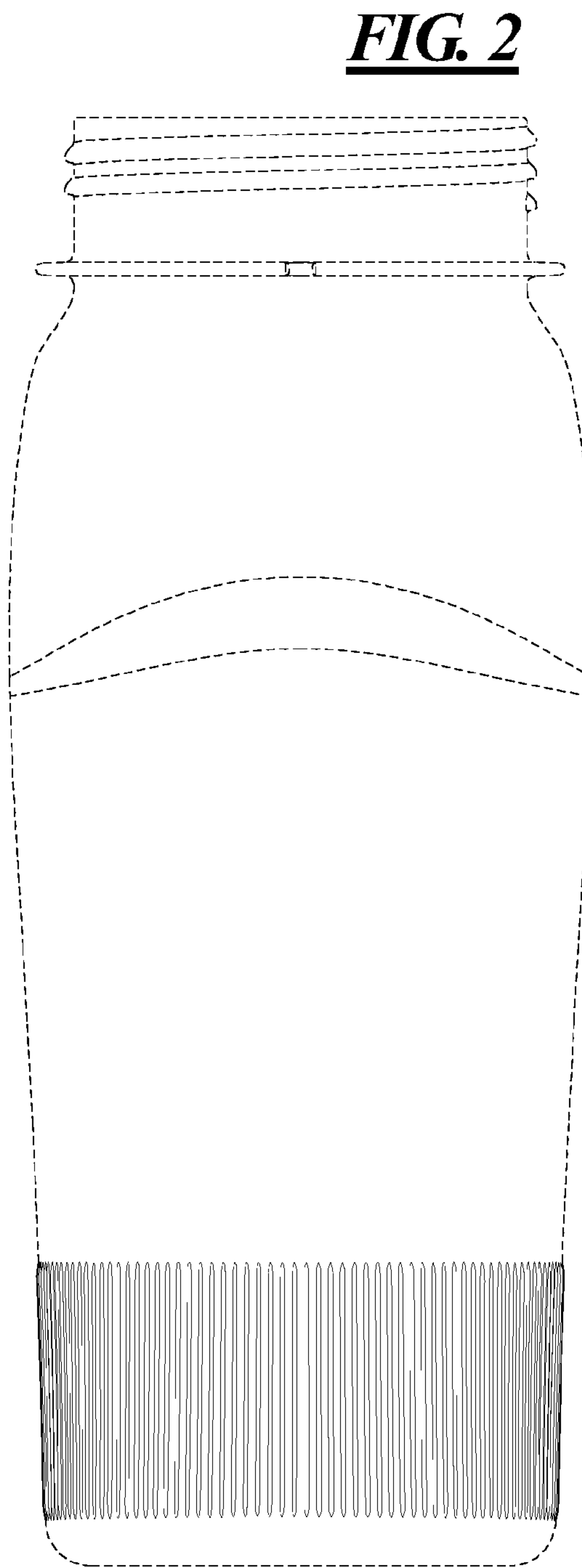


FIG. 2

FIG. 3

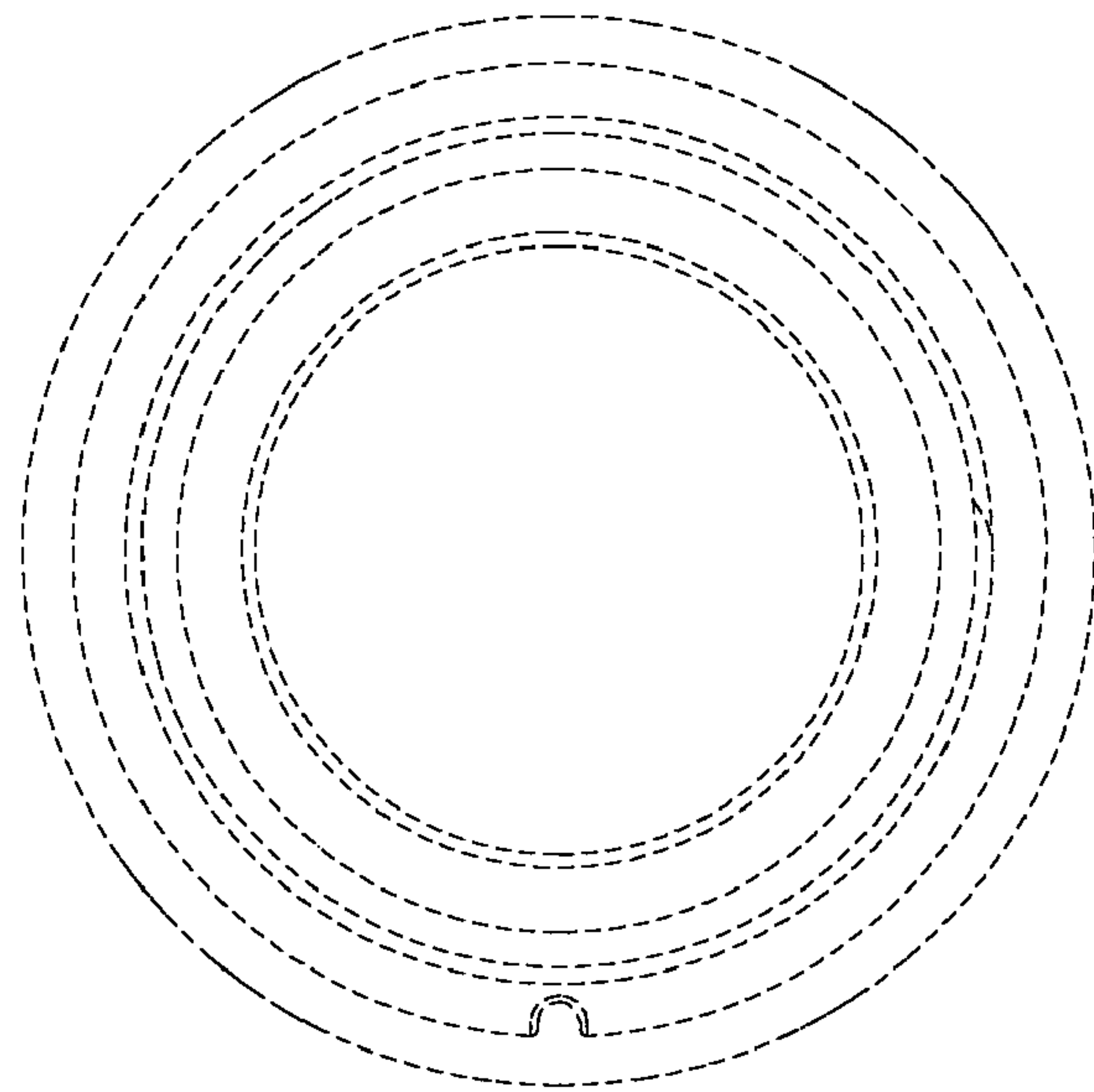
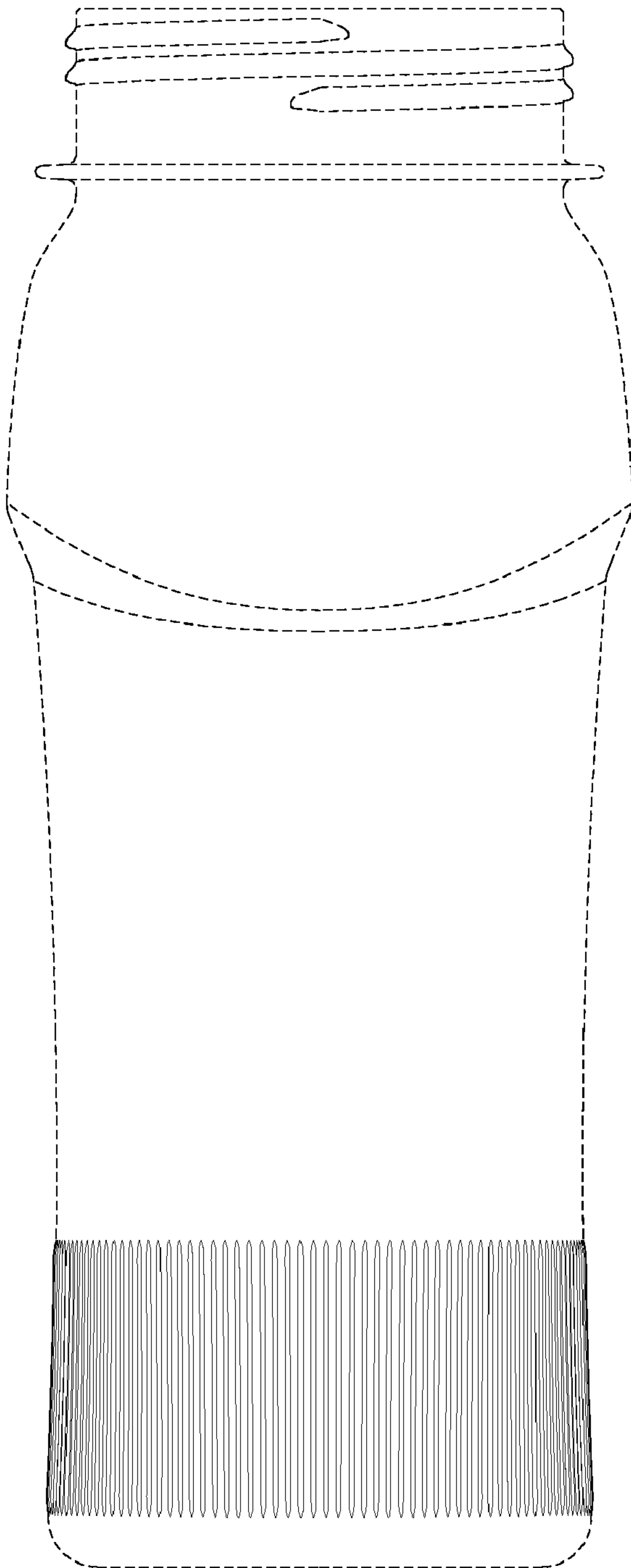
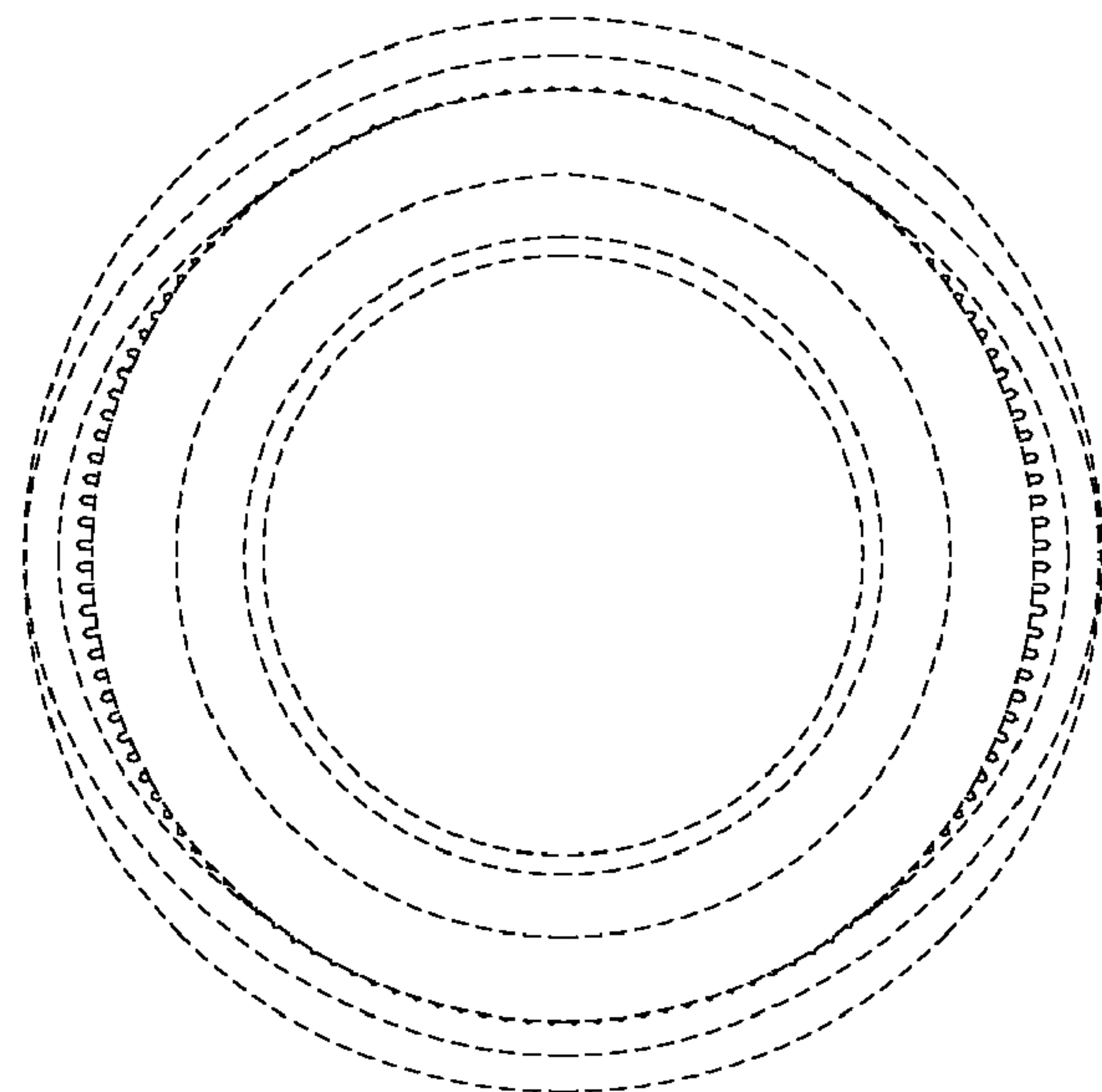


FIG. 4

FIG. 5



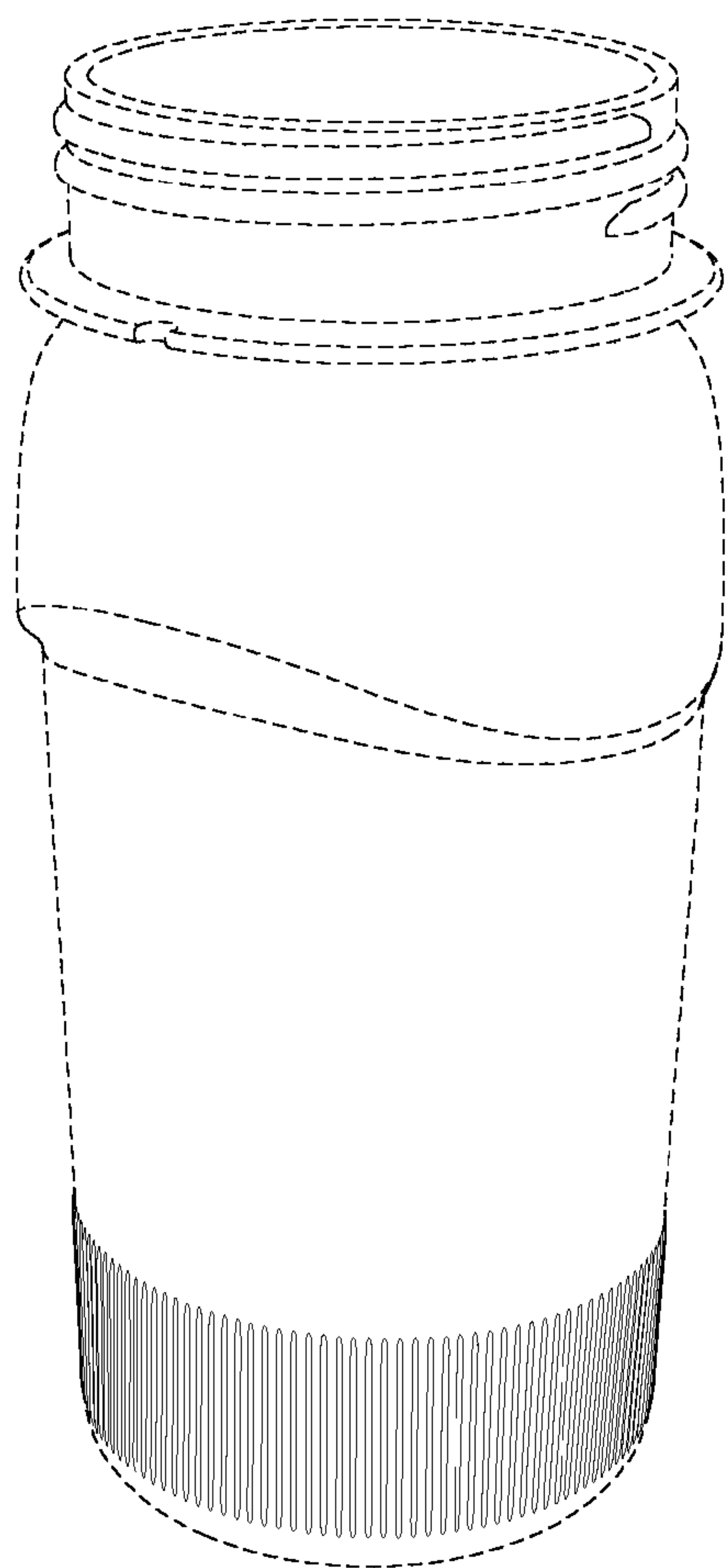


FIG. 6

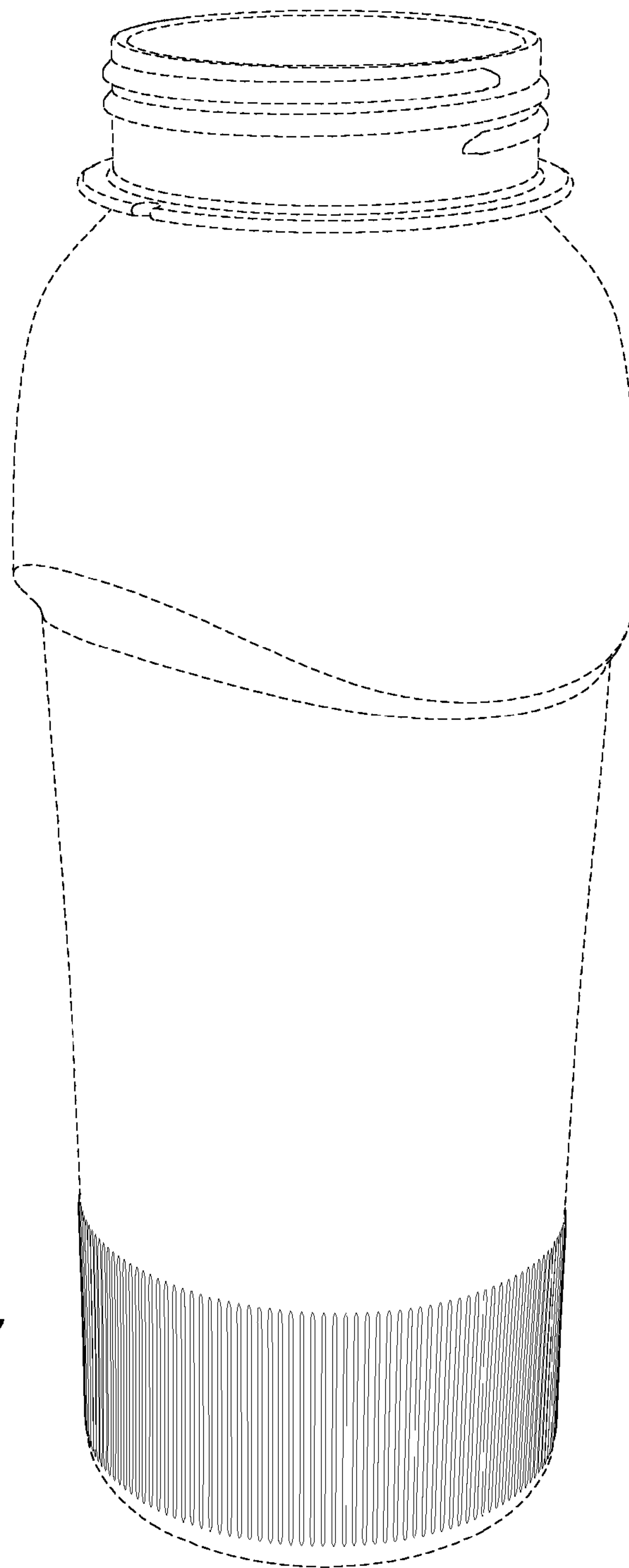


FIG. 7