



US00D628434S

(12) **United States Design Patent**
Sarnoff et al.

(10) **Patent No.:** **US D628,434 S**

(45) **Date of Patent:** **** Dec. 7, 2010**

(54) **COOKIE SHEET**

(75) Inventors: **Norton Sarnoff**, Northbrook, IL (US);
Raj Patel, Lake Zurich, IL (US)

(73) Assignee: **Handi-Foil Corporation**, Wheeling, IL (US)

(**) Term: **14 Years**

(21) Appl. No.: **29/362,366**

(22) Filed: **May 25, 2010**

(51) **LOC (9) Cl.** **07-02**

(52) **U.S. Cl.** **D7/359; D7/354**

(58) **Field of Classification Search** D3/201,
D3/304, 307–314; D7/323, 354–363, 402,
D7/408–409, 505, 543–546, 554.1–554.4,
D7/560, 584–588, 665; D9/414, 425, 430–434,
D9/452, 456, 755, 760–761, 781–783; D24/226–230;
99/430, 433, 450; 126/369; 219/728–730;
220/573.1–573.3, 912; 229/5.82, 407; 249/117,
249/136; 356/246; 422/99–102, 104
See application file for complete search history.

(56) **References Cited**

U.S. PATENT DOCUMENTS

2,974,843	A	*	3/1961	Reifers et al.	229/407
D199,701	S	*	12/1964	Kennedy	D9/425
D202,700	S	*	11/1965	Cooke	D24/226
3,450,326	A	*	6/1969	Foote	229/407
D221,521	S	*	8/1971	Crabtree	D9/425
D246,288	S	*	11/1977	Boucher	D7/587
D246,466	S	*	11/1977	Attree et al.	D24/226
4,154,795	A	*	5/1979	Thorne	422/99
D260,568	S	*	9/1981	Cherry	D3/314
D268,568	S	*	4/1983	Holden	D9/425
D283,050	S	*	3/1986	Godsey	D24/226
D284,699	S	*	7/1986	Jolley	D24/226
D287,104	S	*	12/1986	Holden	D9/425

5,319,436	A	*	6/1994	Manns et al.	356/246
D383,974	S	*	9/1997	Kristoffersson	D9/755
D417,786	S	*	12/1999	Hwang et al.	D3/314
D443,205	S	*	6/2001	Mangla et al.	D9/434
D454,202	S	*	3/2002	Pham et al.	D24/230
D475,625	S	*	6/2003	Lin	D9/456
D515,315	S	*	2/2006	Rader et al.	D3/304
7,128,878	B2	*	10/2006	Muser	422/102
D562,463	S	*	2/2008	Berndt et al.	D24/226
D621,651	S	*	8/2010	Bryce et al.	D7/354
D622,094	S	*	8/2010	Sarnoff et al.	D7/354

* cited by examiner

Primary Examiner—Ricky Pham

(74) *Attorney, Agent, or Firm*—Adam K. Sacharoff; Much Shelist

(57) **CLAIM**

The ornamental design for a cookie sheet, as shown and described.

DESCRIPTION

FIG. 1 is a side view of a cookie sheet in accordance with the invention shown;

FIG. 2 is a front view of the cookie sheet from FIG. 1;

FIG. 3 is a top view of the cookie sheet from FIG. 1;

FIG. 4 is an enlarged top perspective of the cookie sheet from box 4 illustrated in FIG. 3,

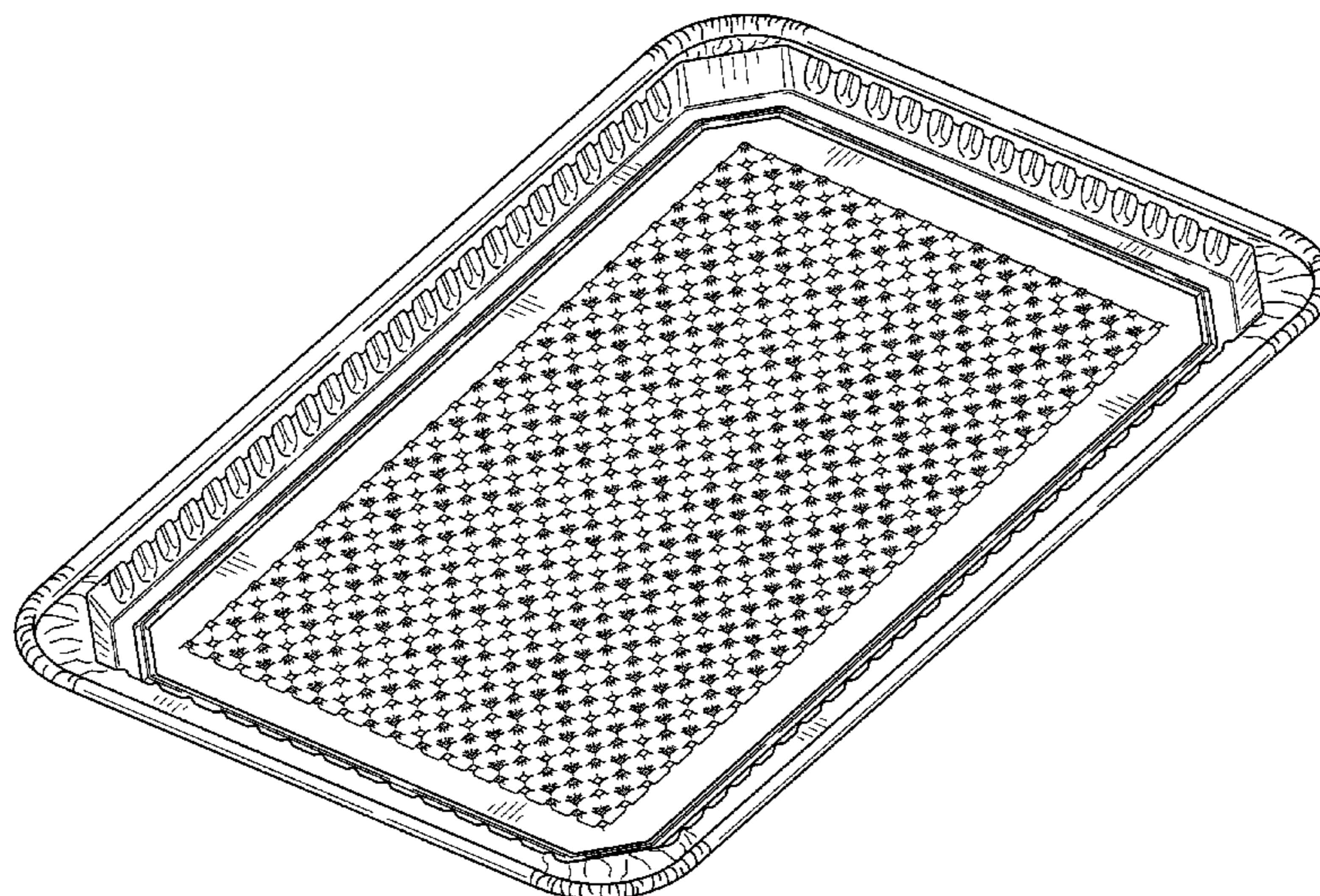
FIG. 5 is a cross sectional view of the cookie sheet from line 5 illustrated in FIG. 3;

FIG. 6 is a top view of the cookie sheet from FIG. 1;

FIG. 7 is a bottom perspective view of the cookie sheet from FIG. 1; and,

FIG. 8 is a top perspective view of the cookie sheet from FIG. 1.

1 Claim, 6 Drawing Sheets



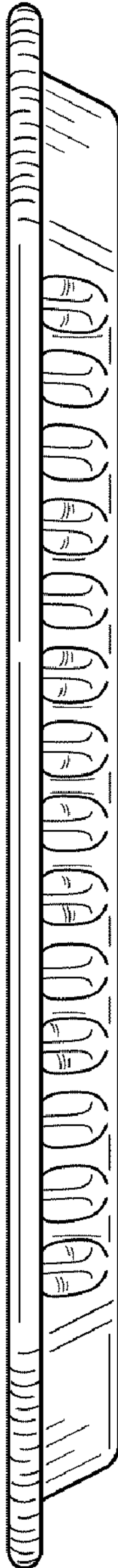


FIG. 1

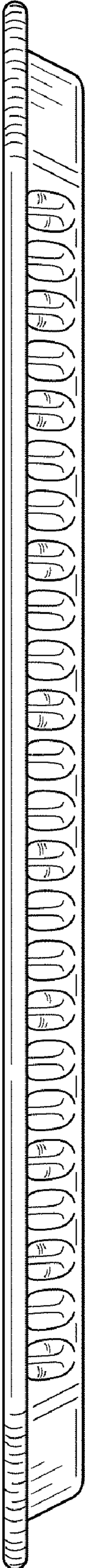


FIG. 2

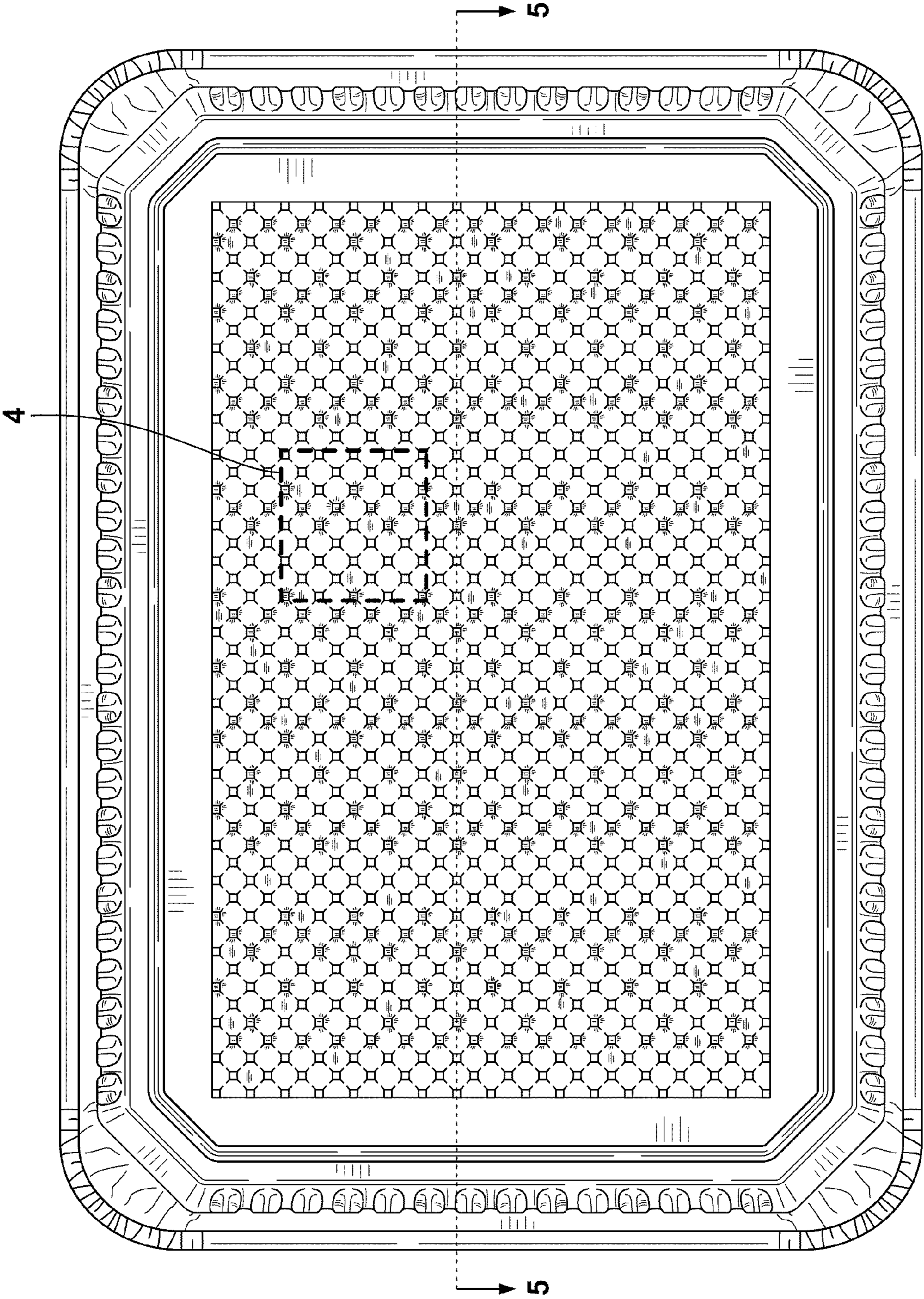


FIG. 3

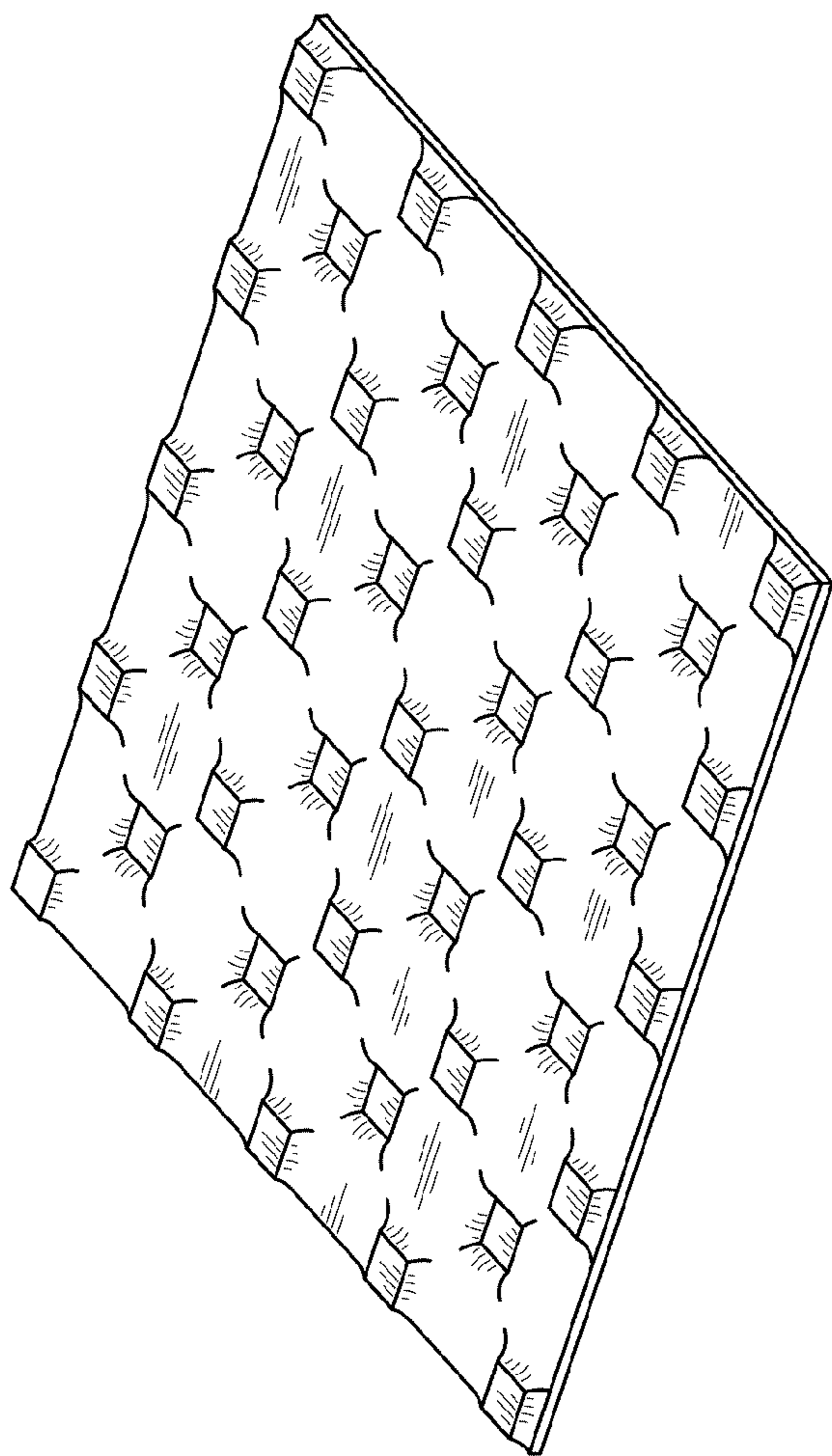


FIG. 4

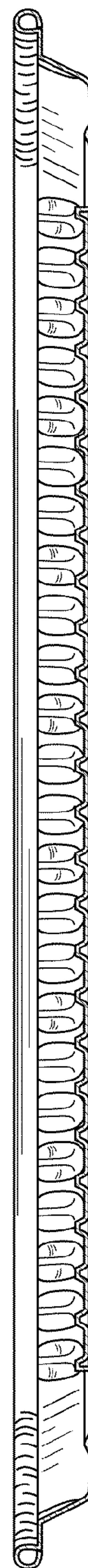


FIG. 5




FIG. 6

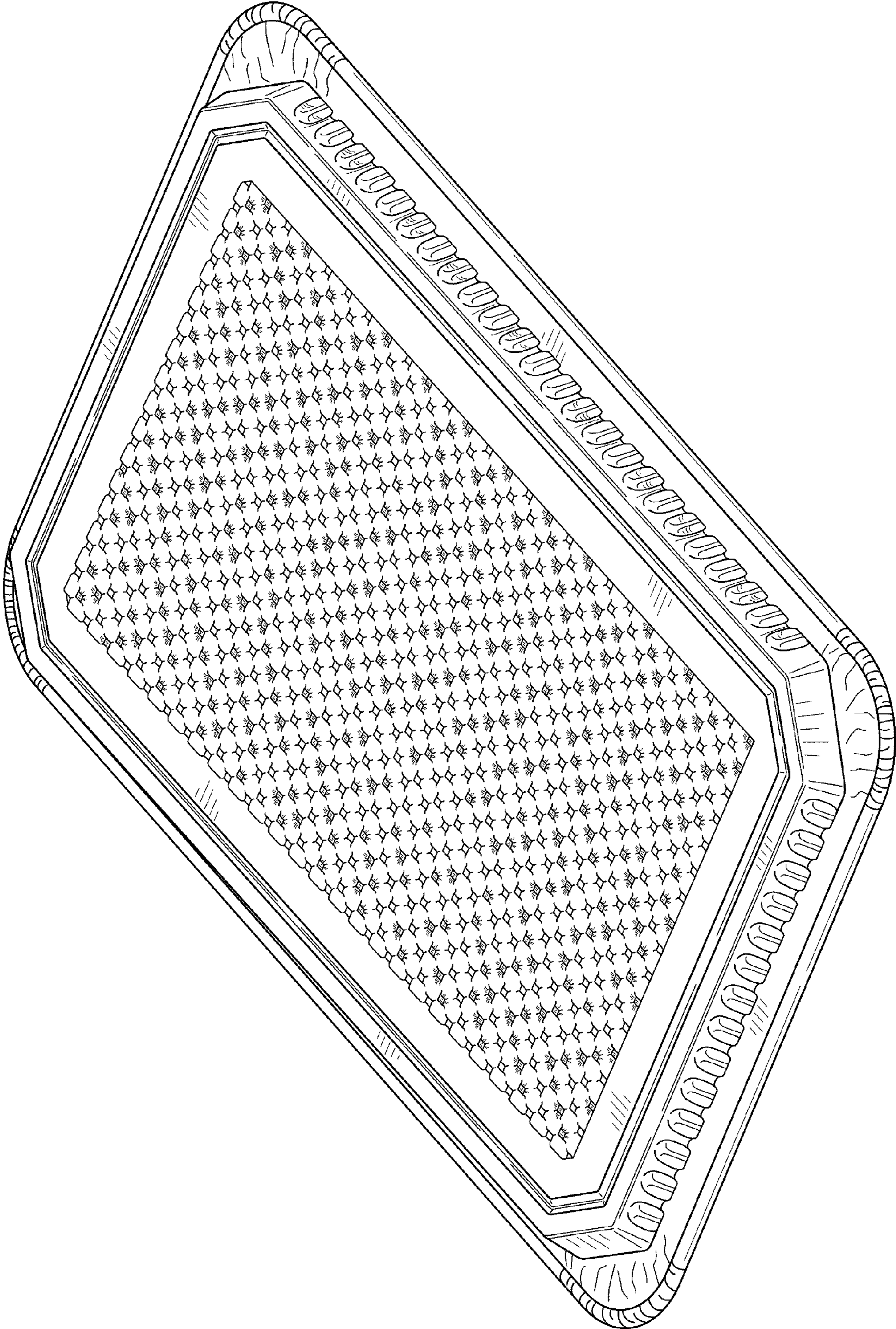


FIG. 7

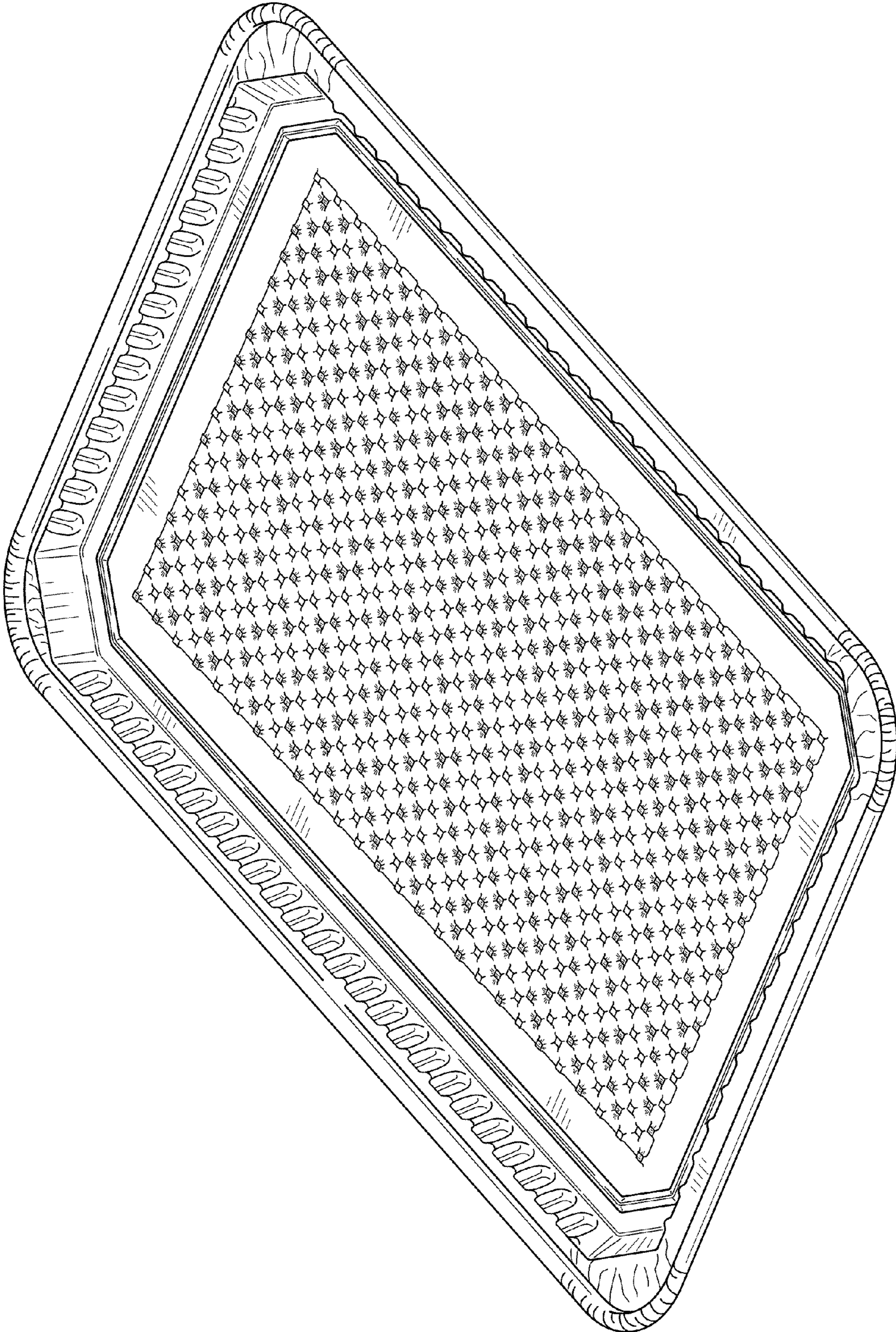


FIG. 8