



US00D628402S

(12) **United States Design Patent**  
**Missoni**

(10) **Patent No.:** **US D628,402 S**  
(45) **Date of Patent:** **\*\* Dec. 7, 2010**

(54) **SOFA**  
(75) Inventor: **Rosita Missoni**, Sumirago (IT)  
(73) Assignee: **Missoni S.p.A.**, Sumirago (IT)  
(\*\*) Term: **14 Years**  
(21) Appl. No.: **29/347,391**  
(22) Filed: **Dec. 22, 2009**

D586,578 S \* 2/2009 Mourgue ..... D6/381  
D587,028 S \* 2/2009 Mourgue ..... D6/381  
D587,029 S \* 2/2009 Mourgue ..... D6/381  
D588,827 S \* 3/2009 Mourgue ..... D6/381  
D591,970 S \* 5/2009 Weiss ..... D6/381  
D592,416 S \* 5/2009 Weiss ..... D6/381  
D593,765 S \* 6/2009 Mourgue ..... D6/381  
D600,938 S \* 9/2009 Natuzzi ..... D6/381  
D603,618 S \* 11/2009 Weiss ..... D6/381  
D604,957 S \* 12/2009 Weiss ..... D6/381

\* cited by examiner

(30) **Foreign Application Priority Data**  
Jul. 27, 2009 (EM) ..... 001155220

*Primary Examiner*—Sandra Snapp  
(74) *Attorney, Agent, or Firm*—Modiano & Associati; Albert Josif; Daniel O’Byrne

(51) **LOC (9) Cl.** ..... **06-01**  
(52) **U.S. Cl.** ..... **D6/381**  
(58) **Field of Classification Search** ..... D6/334,  
D6/369, 374, 491, 492, 495, 500–502; 297/63,  
297/94, 232, 233, 248, 283.1, 283.2, 535,  
297/354.1, 445.1, 446.1, 448.1; 5/12.1, 12.2  
See application file for complete search history.

(57) **CLAIM**

The ornamental design for the “sofa,” as shown and described.

(56) **References Cited**

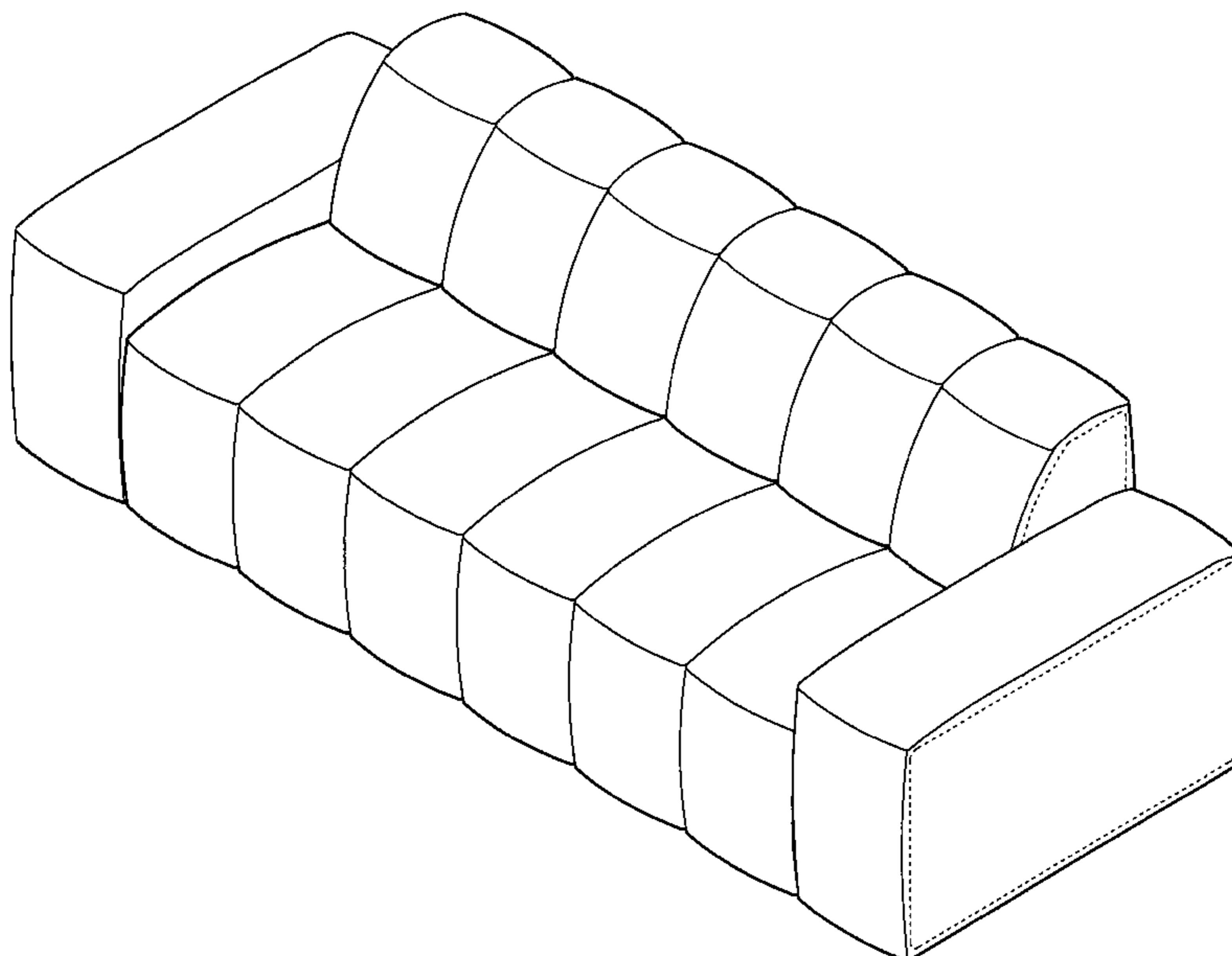
**DESCRIPTION**

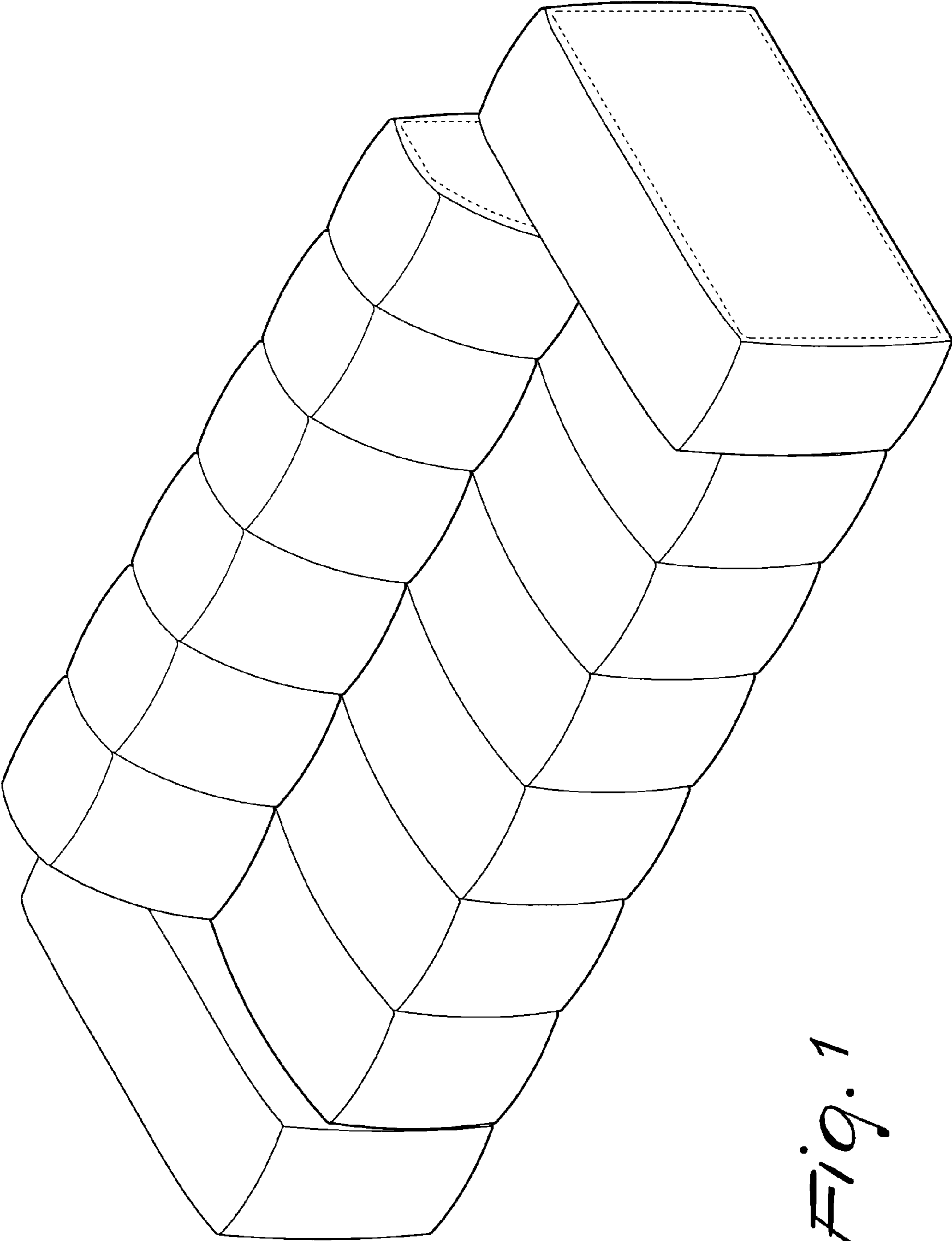
**U.S. PATENT DOCUMENTS**

D170,088 S \* 7/1953 Hoffman ..... D6/381  
D239,424 S \* 4/1976 Offredl ..... D6/381  
D246,622 S \* 12/1977 Dranger et al. .... D6/381  
5,329,654 A \* 7/1994 Sherman ..... 5/14  
D373,256 S \* 9/1996 Lewis ..... D6/381  
D376,274 S \* 12/1996 Lewis ..... D6/381  
D396,332 S \* 7/1998 McMahon ..... D30/118  
D424,316 S \* 5/2000 Natuzzi et al. .... D6/381  
D495,518 S \* 9/2004 Ricci ..... D6/381  
D498,075 S \* 11/2004 Mourgue ..... D6/381  
D523,654 S \* 6/2006 Jourdan ..... D6/381  
D566,417 S \* 4/2008 Mourgue ..... D6/381  
D586,146 S \* 2/2009 Mourgue ..... D6/381

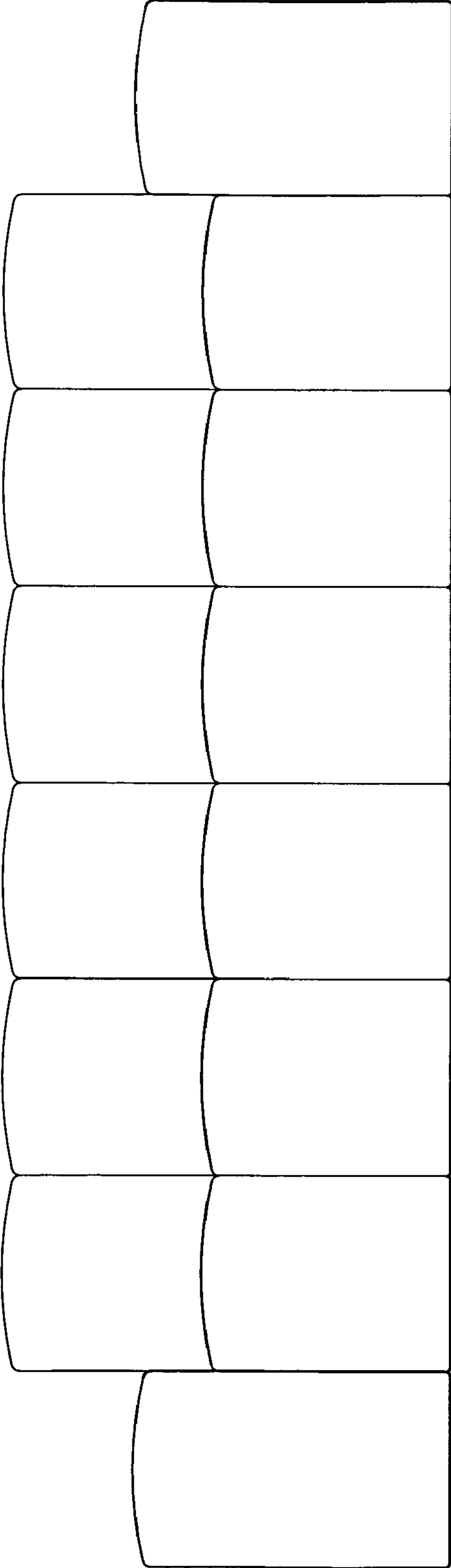
FIG. 1 is a perspective view of the sofa showing my new design;  
FIG. 2 is a front elevation view thereof;  
FIG. 3 is a rear elevation view thereof;  
FIG. 4 is a left side view thereof;  
FIG. 5 is a right side view thereof;  
FIG. 6 is a plan view thereof, taken from above; and,  
FIG. 7 is a plan view thereof, taken from below.  
The broken lines shown in the drawing FIGS. 1, 4, and 5 are understood to represent stitching.  
The dot-dash lines shown in FIG. 7 are for illustrative purposes only and form no part of the claimed design.

**1 Claim, 6 Drawing Sheets**






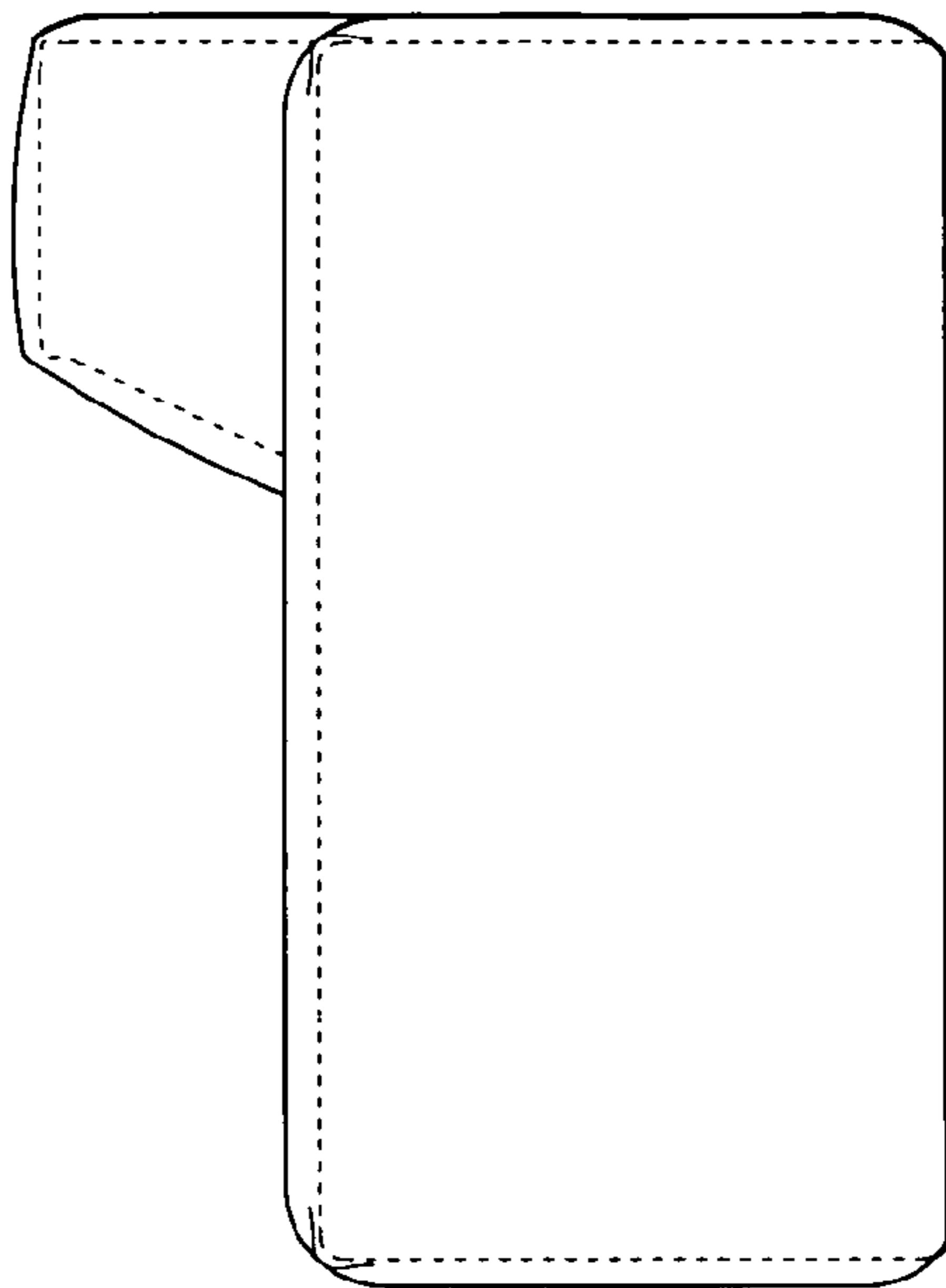
*Fig. 1*



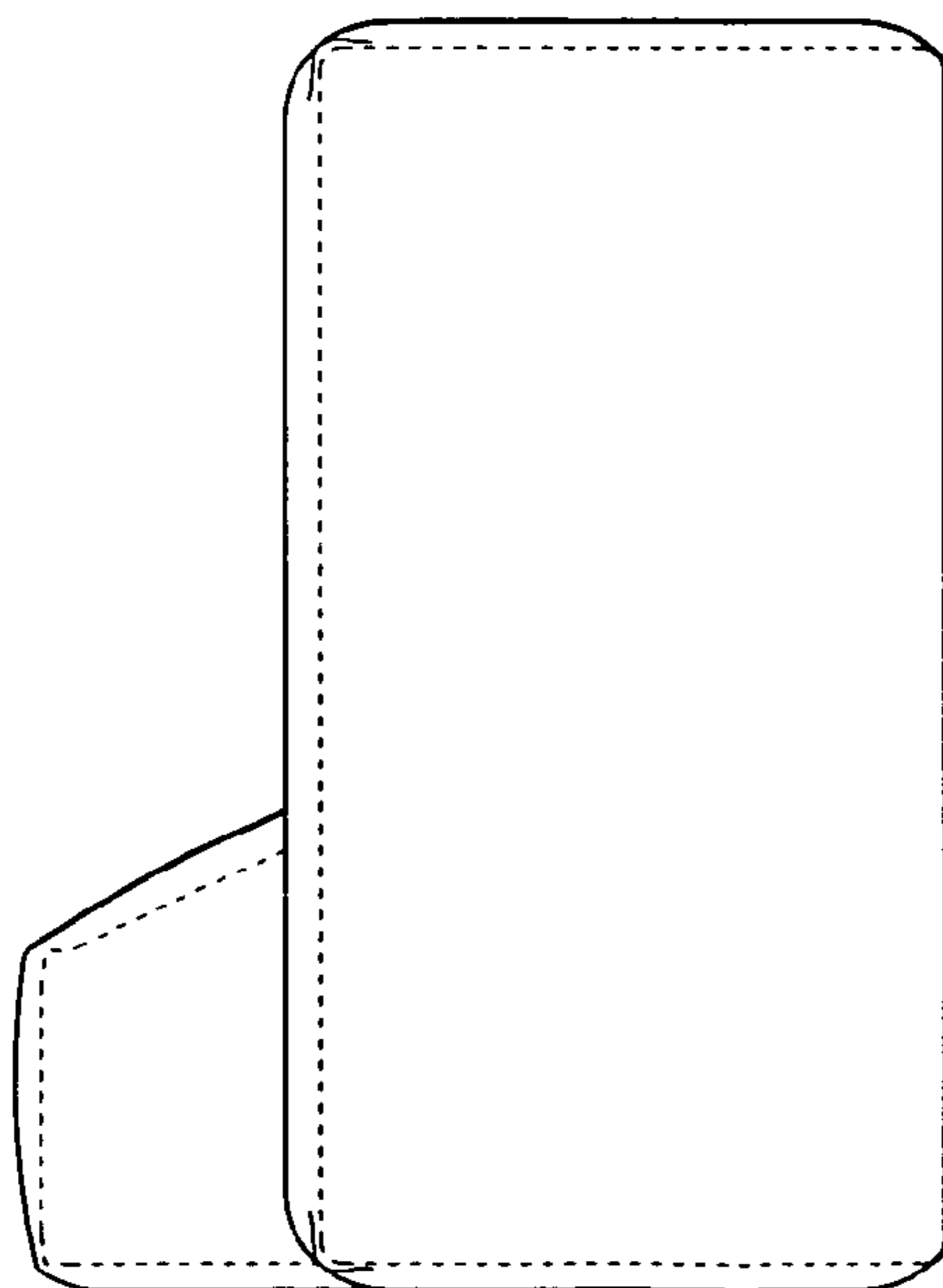
*Fig. 2*



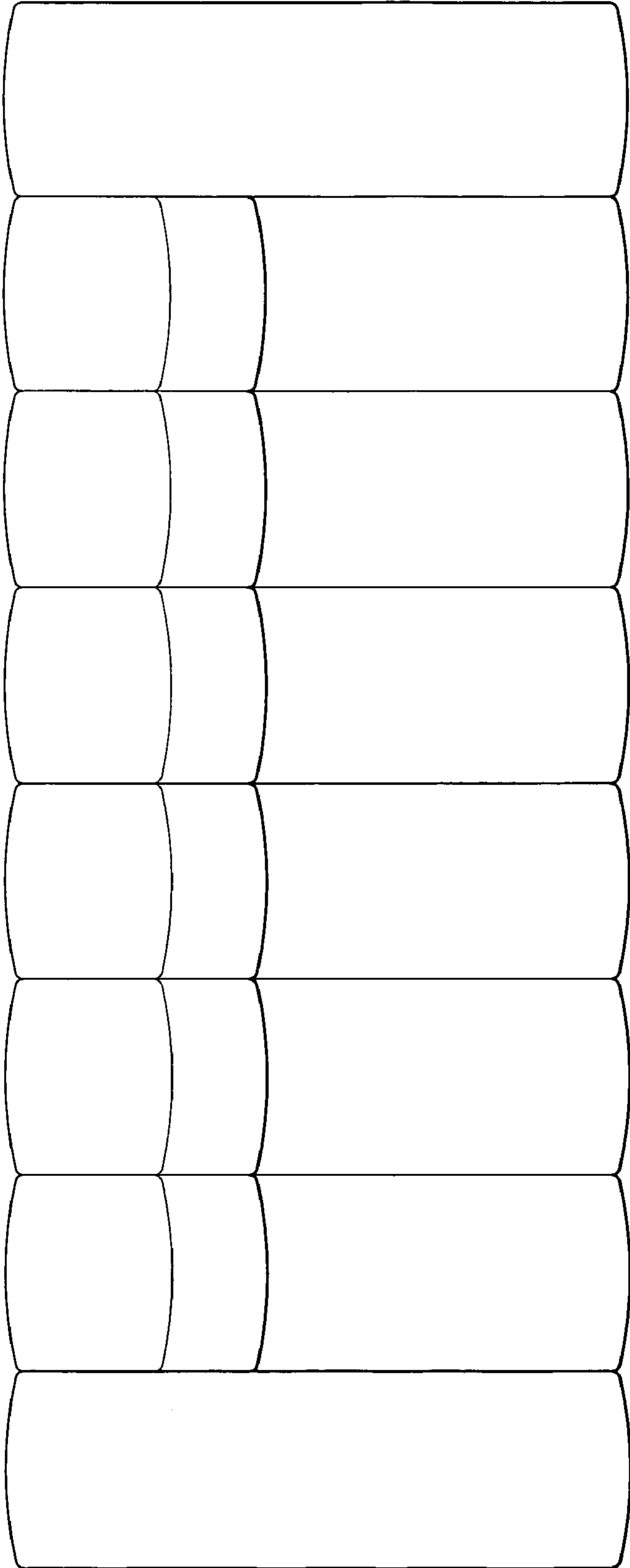
*Fig. 3*



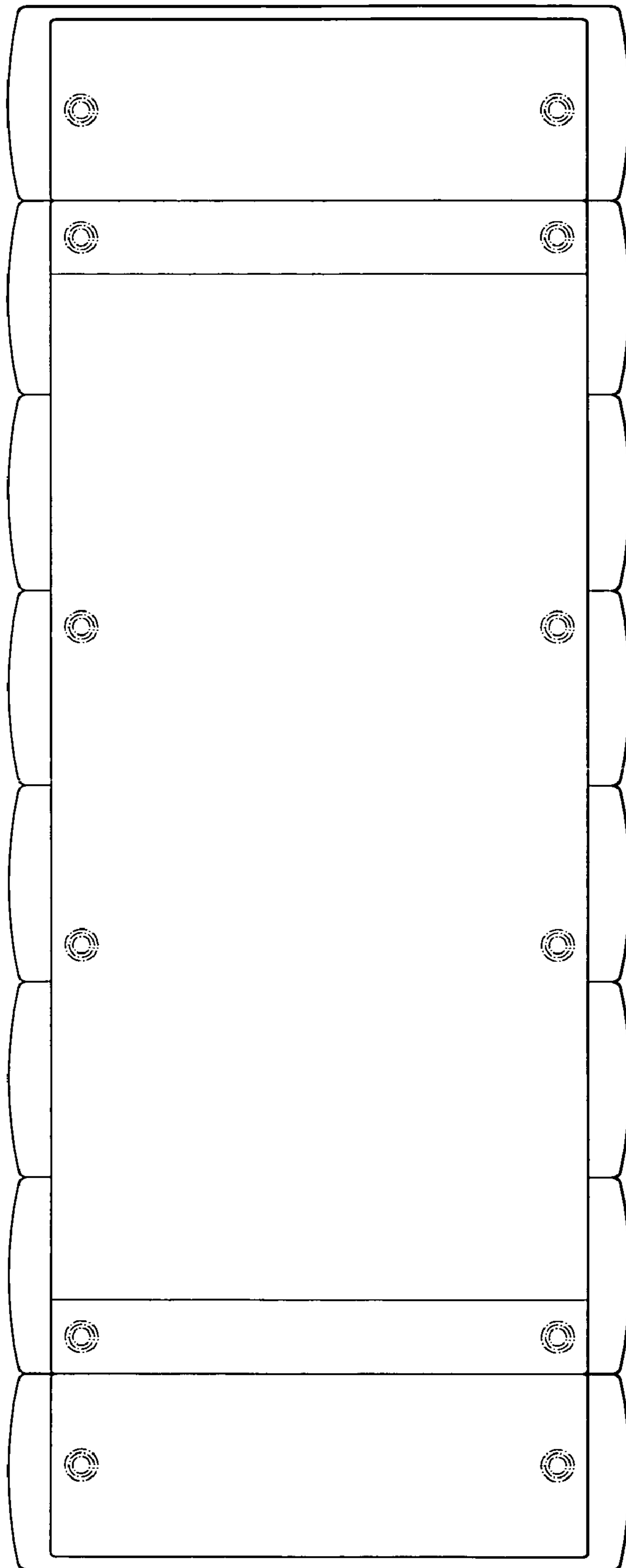
*Fig. 5*



*Fig. 4*



*Fig. 6*



*Fig. 7*