



US00D628384S

(12) **United States Design Patent**  
**McCarthy**

(10) **Patent No.:** **US D628,384 S**  
(45) **Date of Patent:** **\*\* Dec. 7, 2010**

(54) **PROTECTIVE BAG FOR DRESS UNIFORM HATS**

D527,521 S 9/2006 Sijmons  
D529,285 S 10/2006 Limber  
D530,081 S 10/2006 Moon  
D534,351 S 1/2007 Tortorella  
D544,708 S 6/2007 Barker  
D548,455 S 8/2007 Aliberti  
D548,965 S 8/2007 Aliberti

(76) Inventor: **Jeffrey V. McCarthy**, 3273 Mt. Acadia Blvd., San Diego, CA (US) 92111

(\*\*) Term: **14 Years**

(21) Appl. No.: **29/339,550**

(22) Filed: **Jul. 1, 2009**

(Continued)

(51) **LOC (9) Cl.** ..... **03-01**

(52) **U.S. Cl.** ..... **D3/289**

(58) **Field of Classification Search** ..... D3/276,  
D3/285–289, 278–280; 190/100, 106, 107,  
190/113, 115, 122, 124, 136, 127, 900, 902;  
229/111, 112, 117.09, 117.23, 117.3, 117.31  
See application file for complete search history.

*Primary Examiner*—Prabhakar Deshmukh  
(74) *Attorney, Agent, or Firm*—QuickPatents, Inc.; Kevin Prince

(57) **CLAIM**

I claim the ornamental design for a protective bag for dress uniform hats, as shown and described.

(56) **References Cited**


U.S. PATENT DOCUMENTS

D99,814 S	5/1936	Laufman	
2,481,565 A *	9/1949	Boretz	190/109
2,746,581 A *	5/1956	Ritter, Jr.	190/126
2,872,531 A *	2/1959	Haynes	369/20
3,305,052 A *	2/1967	Kish, Jr.	190/18 R
D283,760 S *	5/1986	Gibbs	D3/287
5,083,645 A *	1/1992	Lee	190/113
5,113,983 A *	5/1992	Workman	190/127
D340,356 S *	10/1993	Hughes	D3/283
D345,651 S	4/1994	Copp	
D369,024 S *	4/1996	King et al.	D3/283
5,649,658 A *	7/1997	Hoffman et al.	224/576
5,706,992 A *	1/1998	Moor	224/657
D399,056 S *	10/1998	Tawil	D3/283
D419,763 S	2/2000	Wlebe	
D435,962 S	1/2001	Kohlhase	
D445,252 S	7/2001	Klamm	
D446,008 S	8/2001	Schulze	
D448,928 S	10/2001	Starck	
D490,243 S *	5/2004	Domotor	D3/289
D517,800 S	3/2006	de Baschmakoff	

**DESCRIPTION**

FIG. 1 is a perspective view of a protective bag for dress uniform hats, illustrated in an open position, showing my new design;  
FIG. 2 is a perspective view thereof, illustrated in a closed position;  
FIG. 3 is a front elevational view of FIG. 2;  
FIG. 4 is a rear elevational view of FIG. 2;  
FIG. 5 is a left-side elevational view of FIG. 2, the right-side elevational view being a mirror image thereof;  
FIG. 6 is a top plan view of FIG. 2; and,  
FIG. 7 is a bottom plan view of FIG. 2.  
The broken lines showing a hat in FIG. 1 are included for the purpose of illustrating the invention in use, and form no part of the claimed design.

**1 Claim, 3 Drawing Sheets**



# US D628,384 S

Page 2

---

## U.S. PATENT DOCUMENTS

D548,966 S 8/2007 Aliberti et al.  
D554,369 S 11/2007 Katz

D554,863 S 11/2007 Ayala  
D575,059 S 8/2008 Cappiello

\* cited by examiner

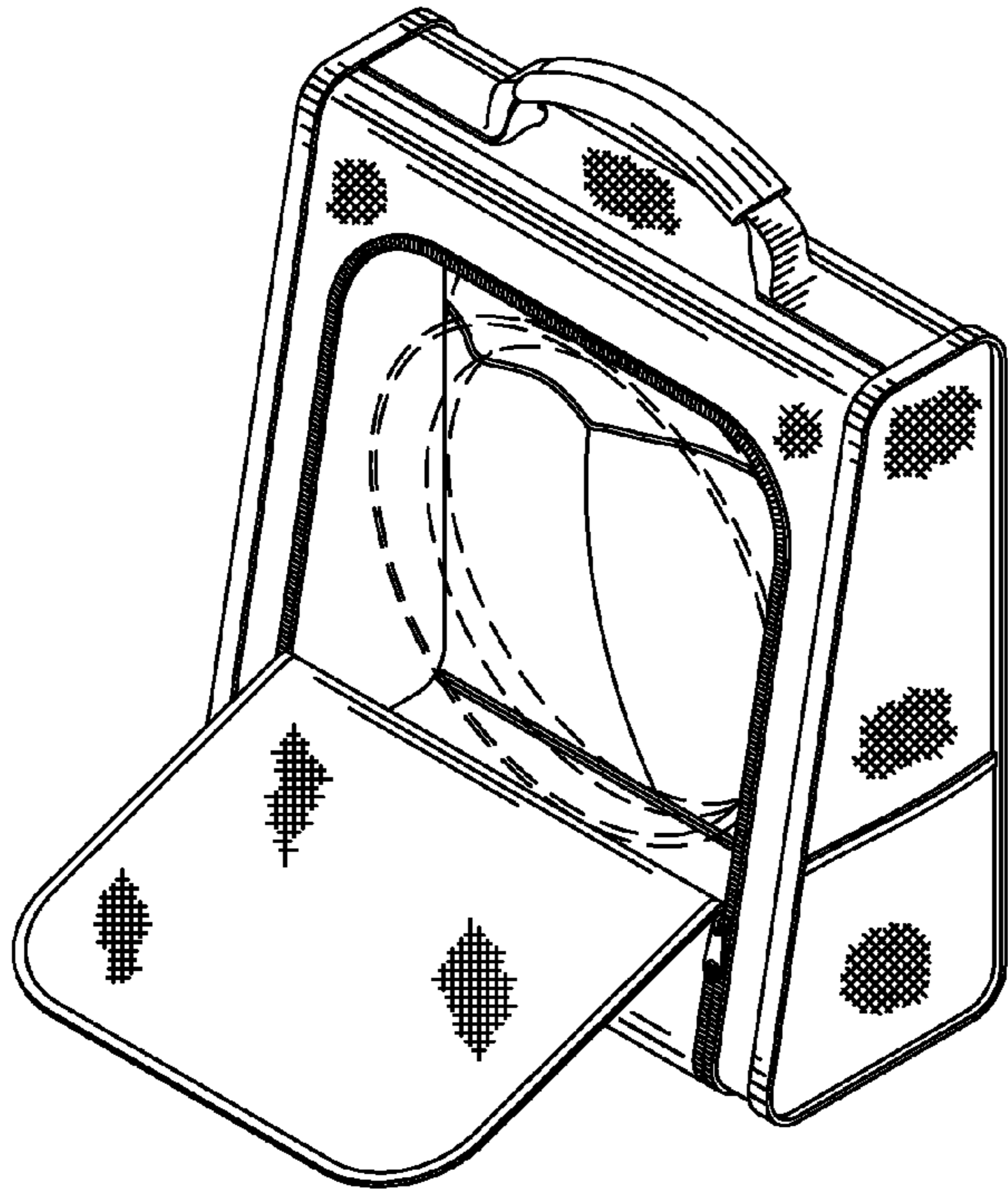


FIG. 1




FIG. 2

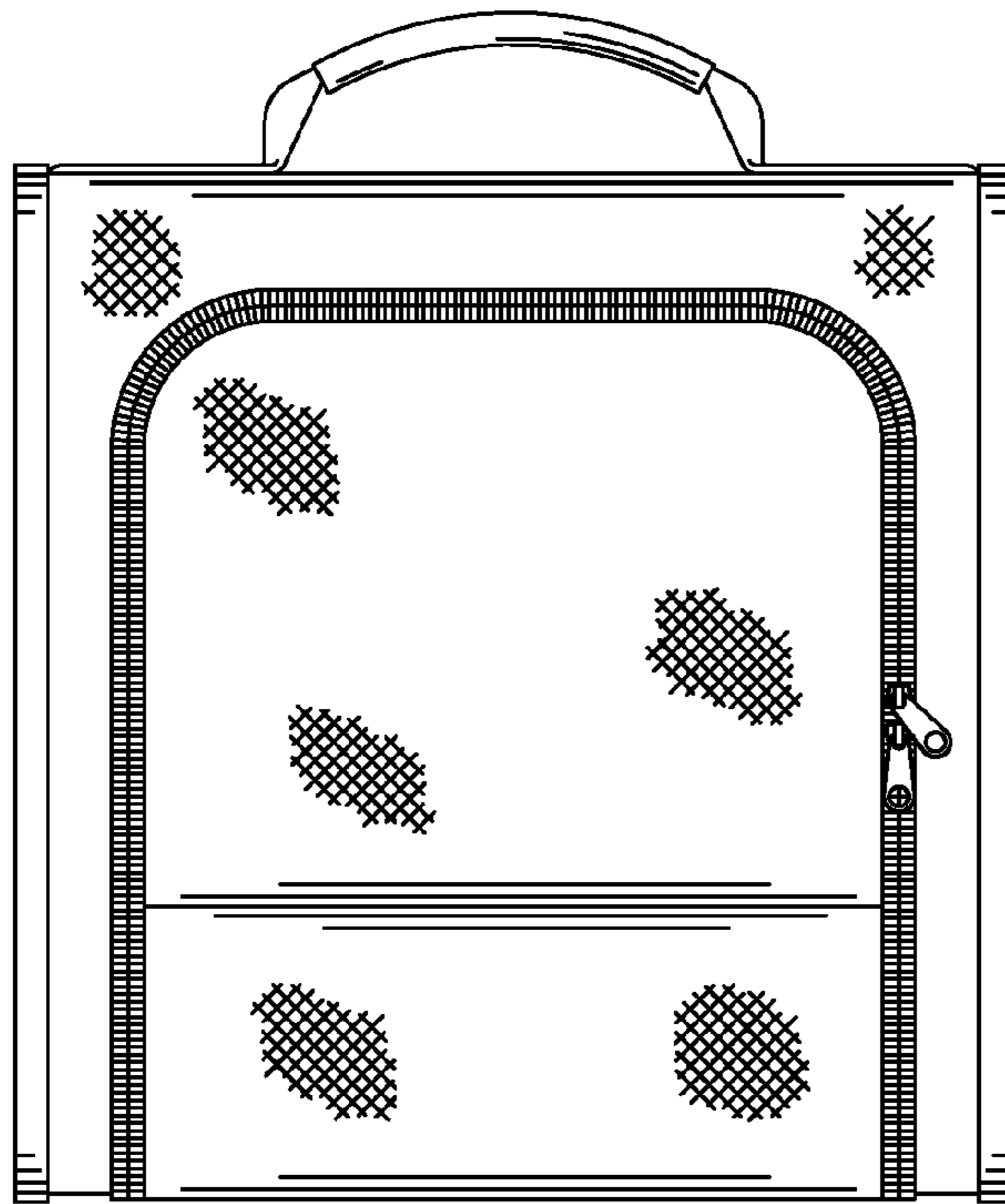


FIG. 3

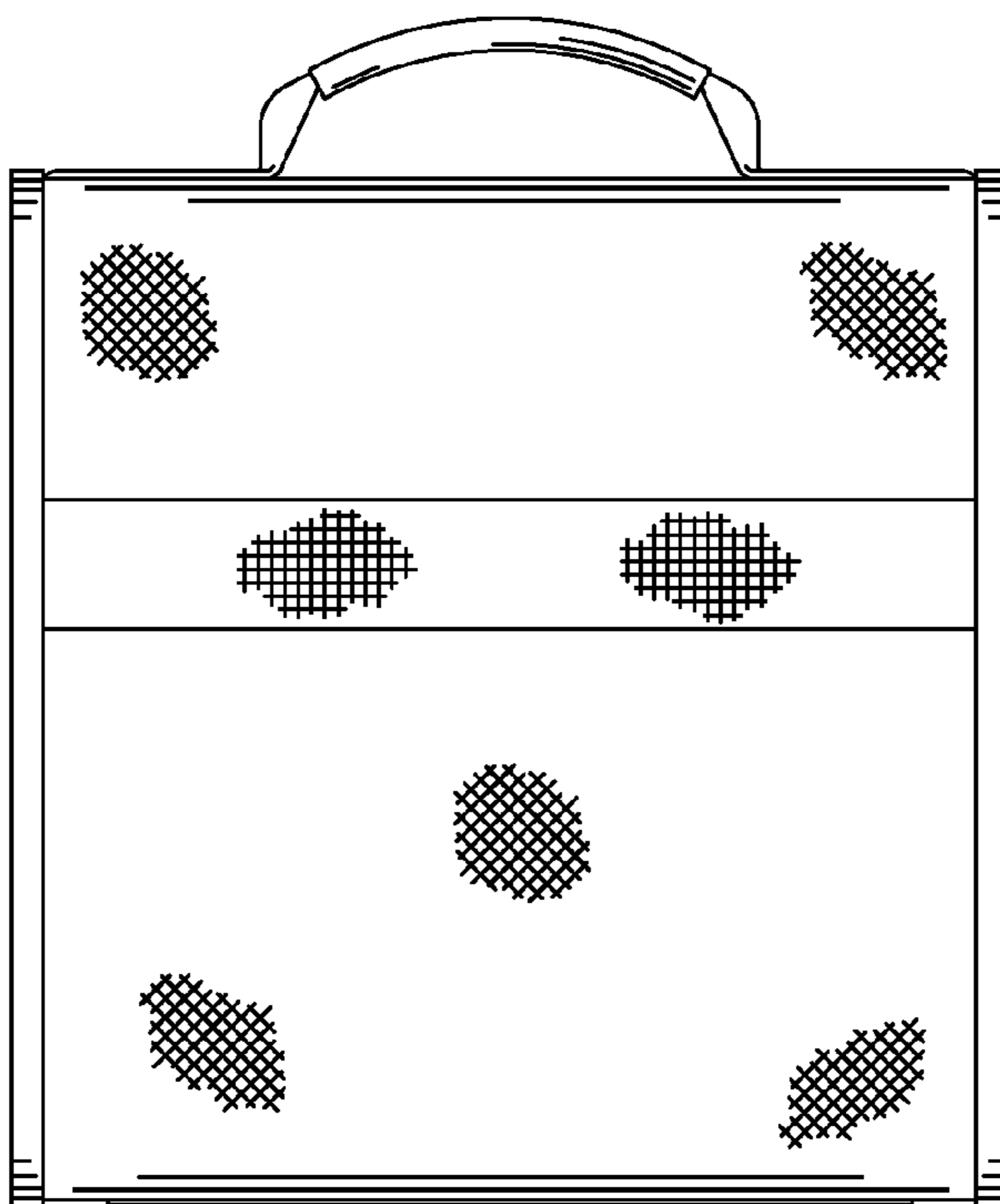


FIG. 4




FIG. 5

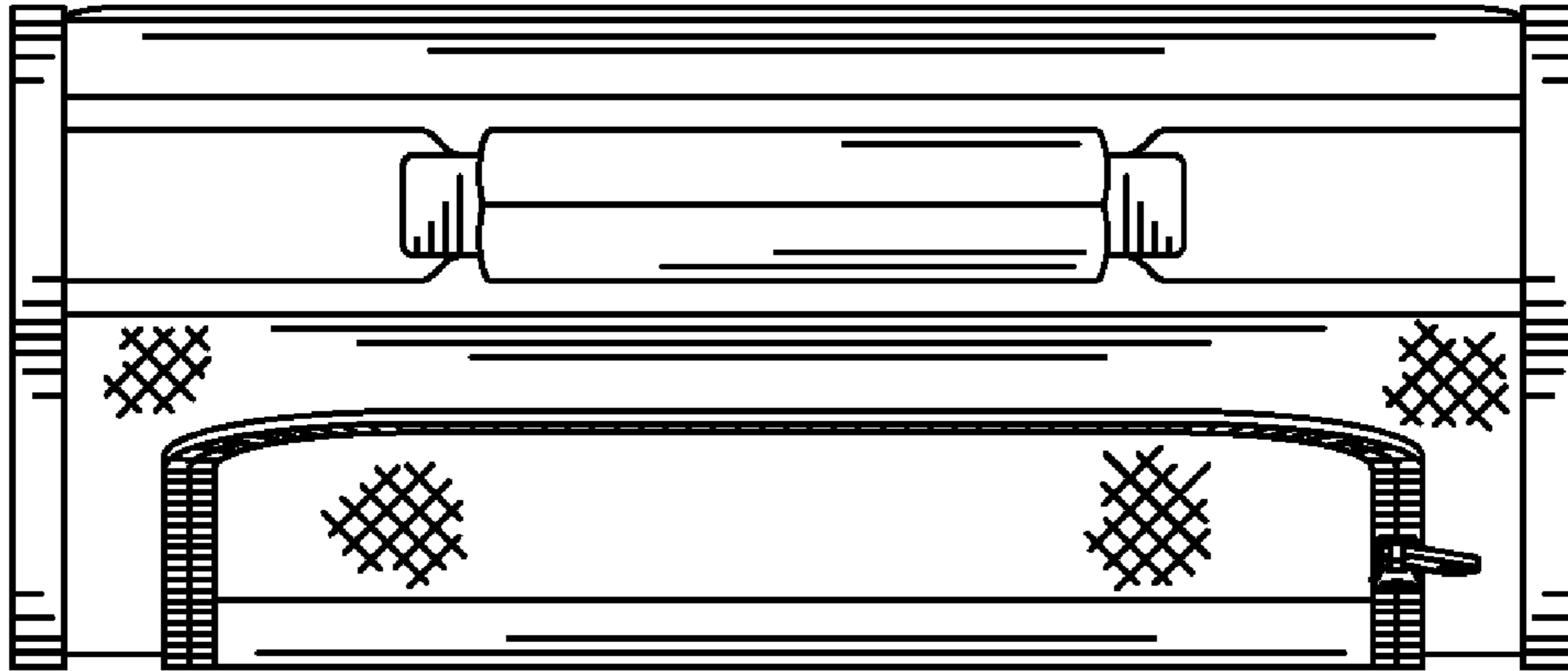


FIG. 6

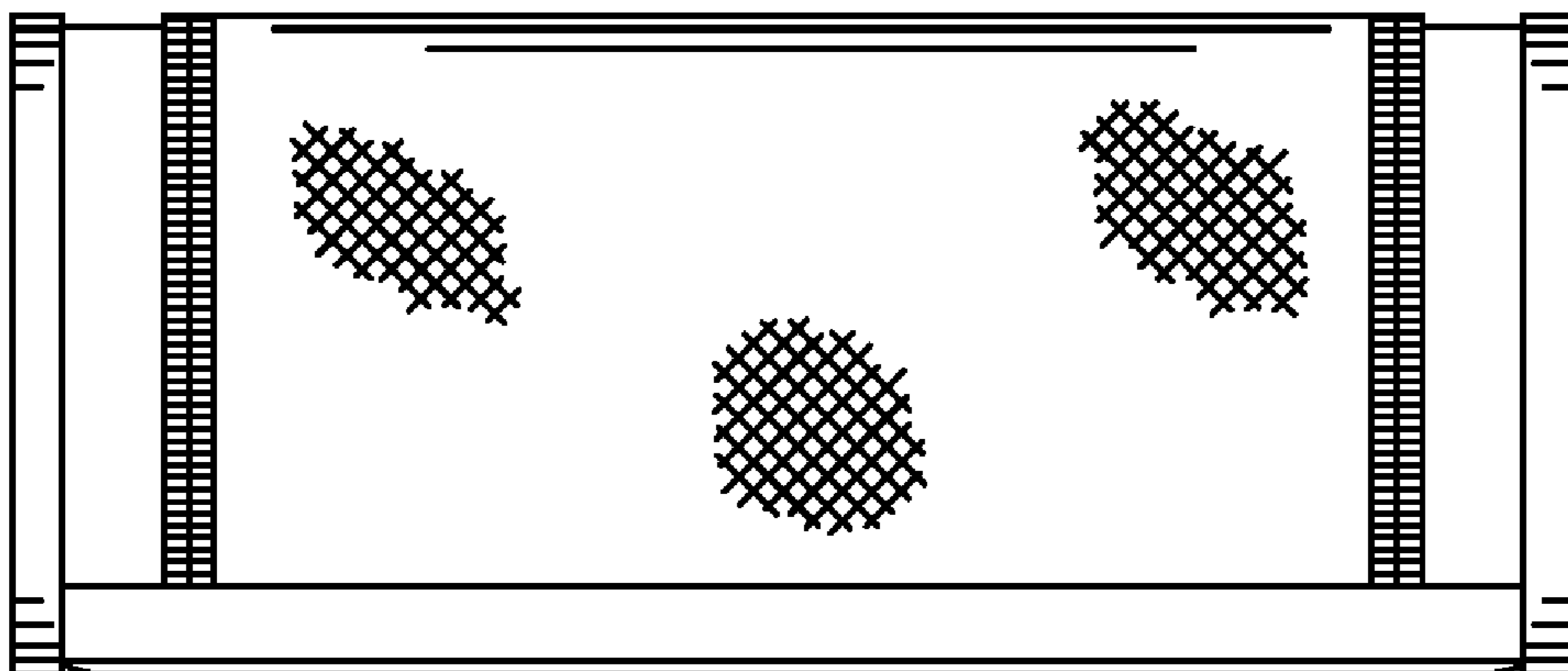


FIG. 7