



US00D628374S

(12) **United States Design Patent**  
**Lee et al.**

(10) **Patent No.:** **US D628,374 S**  
(45) **Date of Patent:** **\*\* Dec. 7, 2010**

(54) **MOBILE PHONE CASE**

D563,093 S \* 3/2008 Nussberger et al. .... D3/201  
D577,904 S \* 10/2008 Sasaki ..... D3/201

(75) Inventors: **Kyung-Jin Lee**, Seoul (KR); **Young-Ju Yeo**, Seoul (KR)

\* cited by examiner

(73) Assignee: **Samsung Electronics Co., Ltd.**, Suwon-Si (KR)

*Primary Examiner*—Catherine R Oliver  
(74) *Attorney, Agent, or Firm*—Stass & Halsey LLP

(\*\*) Term: **14 Years**

(57) **CLAIM**

(21) Appl. No.: **29/340,302**

The ornamental design for a mobile phone case, as shown and described.

(22) Filed: **Jul. 16, 2009**

**DESCRIPTION**

(30) **Foreign Application Priority Data**

Apr. 1, 2009 (KR) ..... 30-2009-0013637

FIG. 1 is a front perspective view of a mobile phone case;  
FIG. 2 is a front view of the mobile phone case of FIG. 1;  
FIG. 3 is a rear view of the mobile phone case of FIG. 1;  
FIG. 4 is a left-side view of the mobile phone case of FIG. 1;  
FIG. 5 is a right-side view of the mobile phone case of FIG. 1;  
FIG. 6 is a top plan view of the mobile phone case of FIG. 1;  
FIG. 7 is a bottom plan view of the mobile phone case of FIG. 1; and,  
FIG. 8 is another front perspective view of the mobile phone case of FIG. 1.

(51) **LOC (9) Cl.** ..... **03-01**

(52) **U.S. Cl.** ..... **D3/201**

(58) **Field of Classification Search** ..... D3/201,  
D3/218, 219, 215, 269; D6/627, 407-408,  
D6/626-635; 206/305, 320, 307, 308.1,  
206/308.3, 309, 311-313, 387.13; D14/483,  
D14/138, 250, 253, 474, 203, 480.6, 477;  
D19/26

See application file for complete search history.

The broken line showing of FIG. 8 is for the purpose of illustrating the environment of our design and forms no part of the claimed design.

(56) **References Cited**

**U.S. PATENT DOCUMENTS**

D289,652 S \* 5/1987 Flanigan ..... D14/483  
D443,436 S \* 6/2001 Harada et al. .... D6/407

**1 Claim, 5 Drawing Sheets**




FIG. 1




FIG. 2




FIG. 3




FIG. 4






FIG. 5



# FIG. 6



# FIG. 7




FIG. 8

