



US00D628372S

(12) **United States Design Patent**  
**Bell et al.**

(10) **Patent No.:** **US D628,372 S**

(45) **Date of Patent:** **\*\* Dec. 7, 2010**

(54) **FOOTWEAR WITH SPARE CLEAT**

(75) Inventors: **Jonathan Marc Bell**, Maple Glen, PA (US); **Jordan David Bell**, Lafayette Hill, PA (US)

(73) Assignee: **Jonerik Products, Inc.**, Horsham, PA (US)

(\*\*) Term: **14 Years**

(21) Appl. No.: **29/342,875**

(22) Filed: **Sep. 2, 2009**

(51) **LOC (9) Cl.** ..... **02-04**

(52) **U.S. Cl.** ..... **D2/962; D2/906; D2/914; D2/915**

(58) **Field of Classification Search** ..... D2/901, D2/902, 906, 909, 910, 913, 914, 915, 962, D2/972; 36/7.1 R, 113, 114, 126-130, 132, 36/2 R, 1.5, 58.5, 69, 77 R

See application file for complete search history.

(56) **References Cited**

**U.S. PATENT DOCUMENTS**

2,155,979	A *	4/1939	Prondecki	.....	36/7.7
2,166,958	A *	7/1939	Lawson	.....	36/62
2,170,691	A *	8/1939	Mutter	.....	36/7.6
3,494,055	A *	2/1970	Willard	.....	36/59 R
D232,147	S *	7/1974	Frisch	.....	D2/962
D261,945	S *	11/1981	Carey	.....	D2/962
6,836,977	B2	1/2005	Larson et al.		
D559,514	S *	1/2008	Norton et al.	.....	D2/962
D559,515	S *	1/2008	Norton et al.	.....	D2/962

D559,516	S *	1/2008	Norton et al.	.....	D2/962
D560,890	S *	2/2008	Norton et al.	.....	D2/962
D571,092	S *	6/2008	Norton	.....	D2/957
D576,397	S *	9/2008	Couder	.....	D2/962

**OTHER PUBLICATIONS**

“Decorate your Crocs with Jibbitz” by Freaknoodles; <http://www.squidoo.com/jibbitz>; downloaded Aug. 20, 2009, pp. 1-13.

\* cited by examiner

*Primary Examiner*—Robert M Spear

*Assistant Examiner*—Rashida C McCoy

(74) *Attorney, Agent, or Firm*—Hensley Kim & Holzer, LLC

(57) **CLAIM**

We claim the ornamental design for a footwear with spare cleat, as shown and described.

**DESCRIPTION**

FIG. 1 is an isometric view of a footwear with spare cleat.

FIG. 2 is a right side elevation view of a footwear with spare cleat.

FIG. 3 is a top plan view of a footwear with spare cleat.

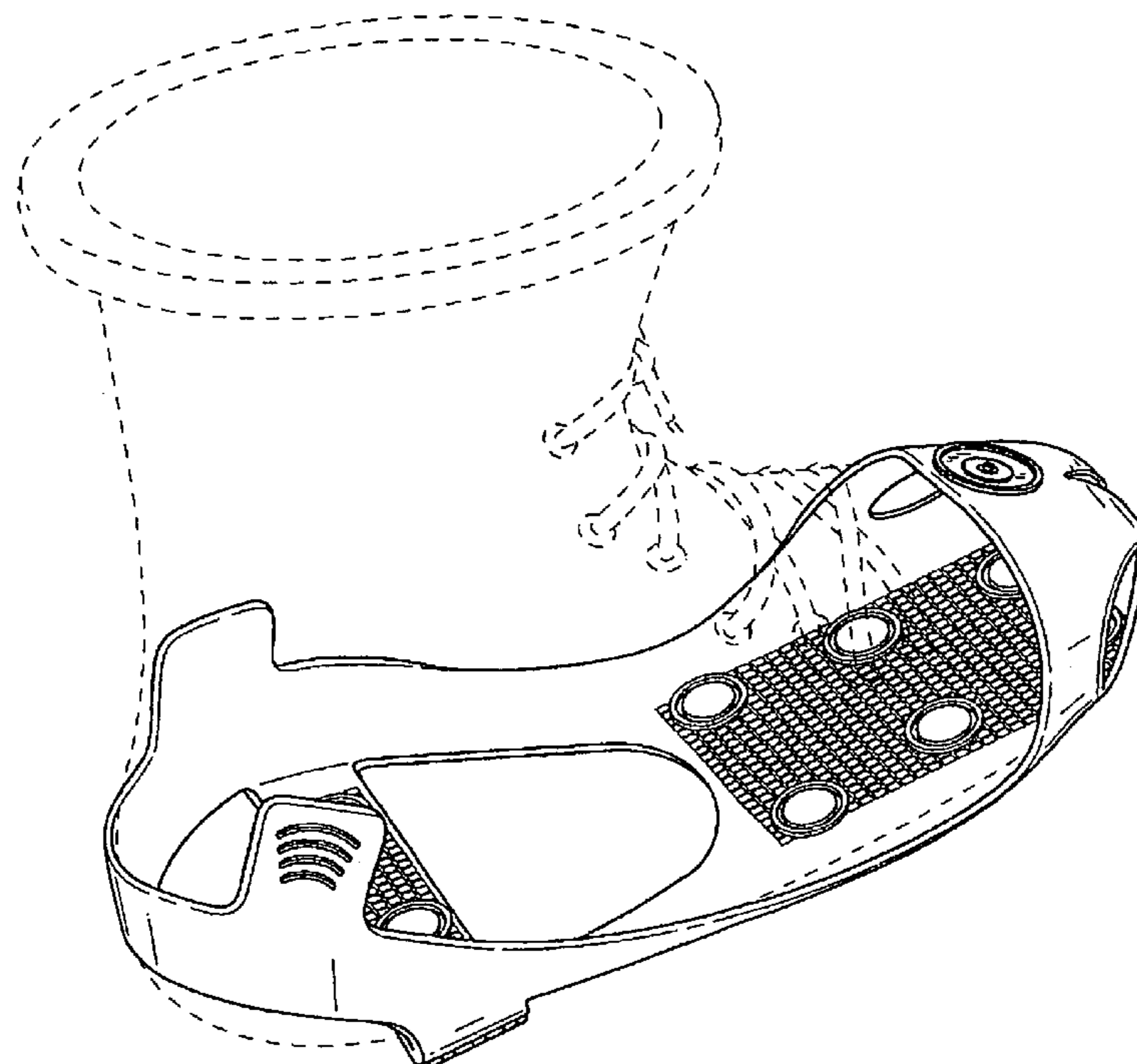
FIG. 4 is a bottom plan view of a footwear with spare cleat.

FIG. 5 is a left side partial elevation view of a footwear with spare cleat; and,

FIG. 6 is a left side partial elevation view of a footwear with spare cleat with a spare cleat removed from a spare cleat fastener.

The broken line showing of a boot illustrates environmental structure and forms no part of the claimed design.

**1 Claim, 6 Drawing Sheets**



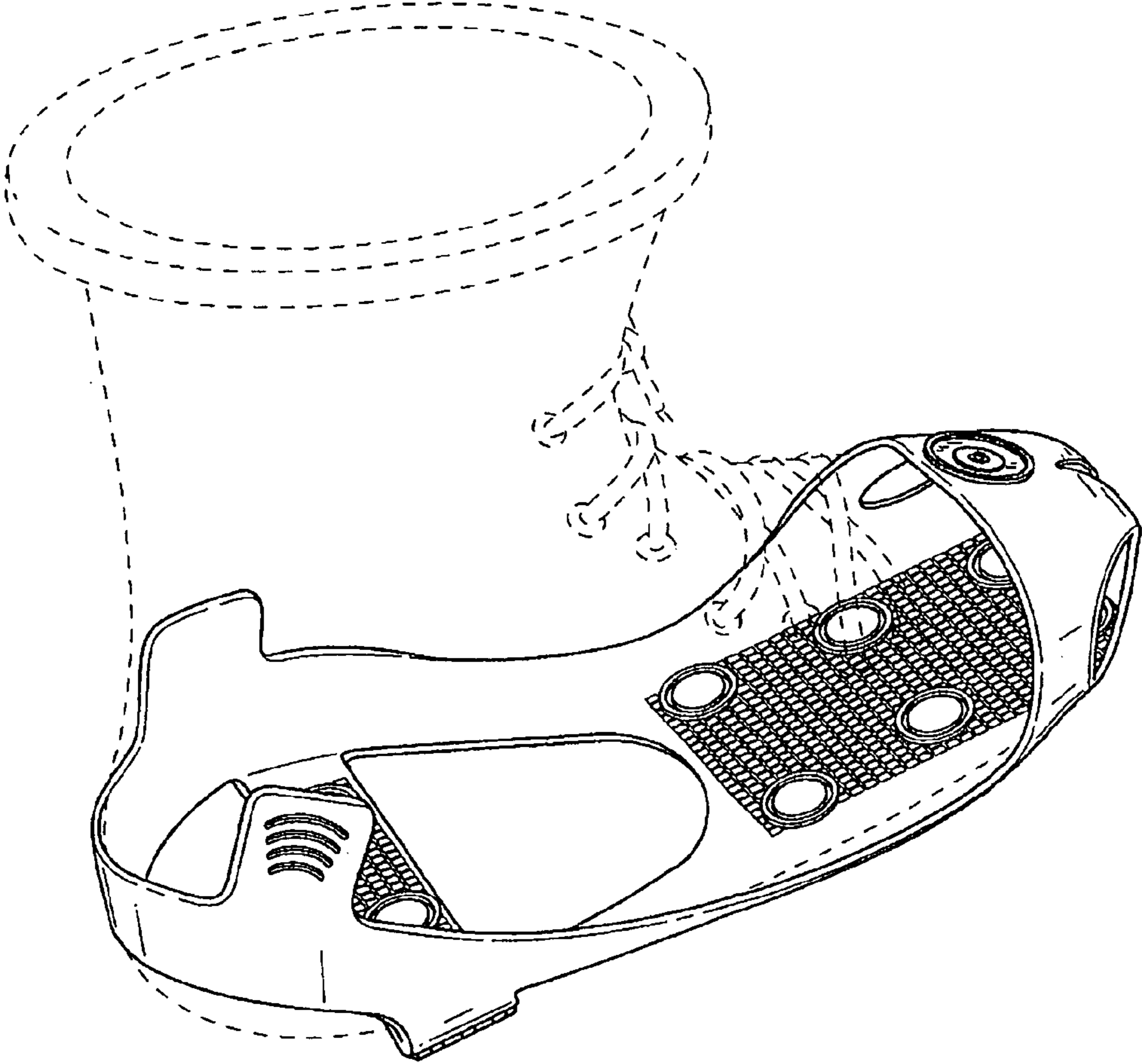


FIG.1

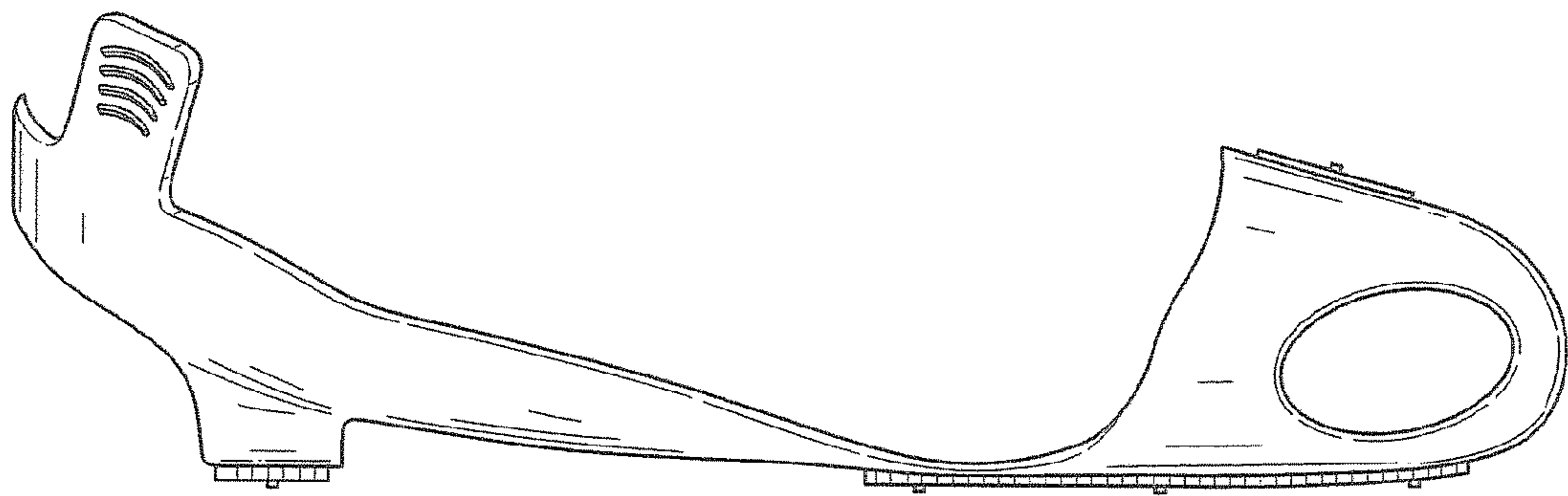


FIG. 2

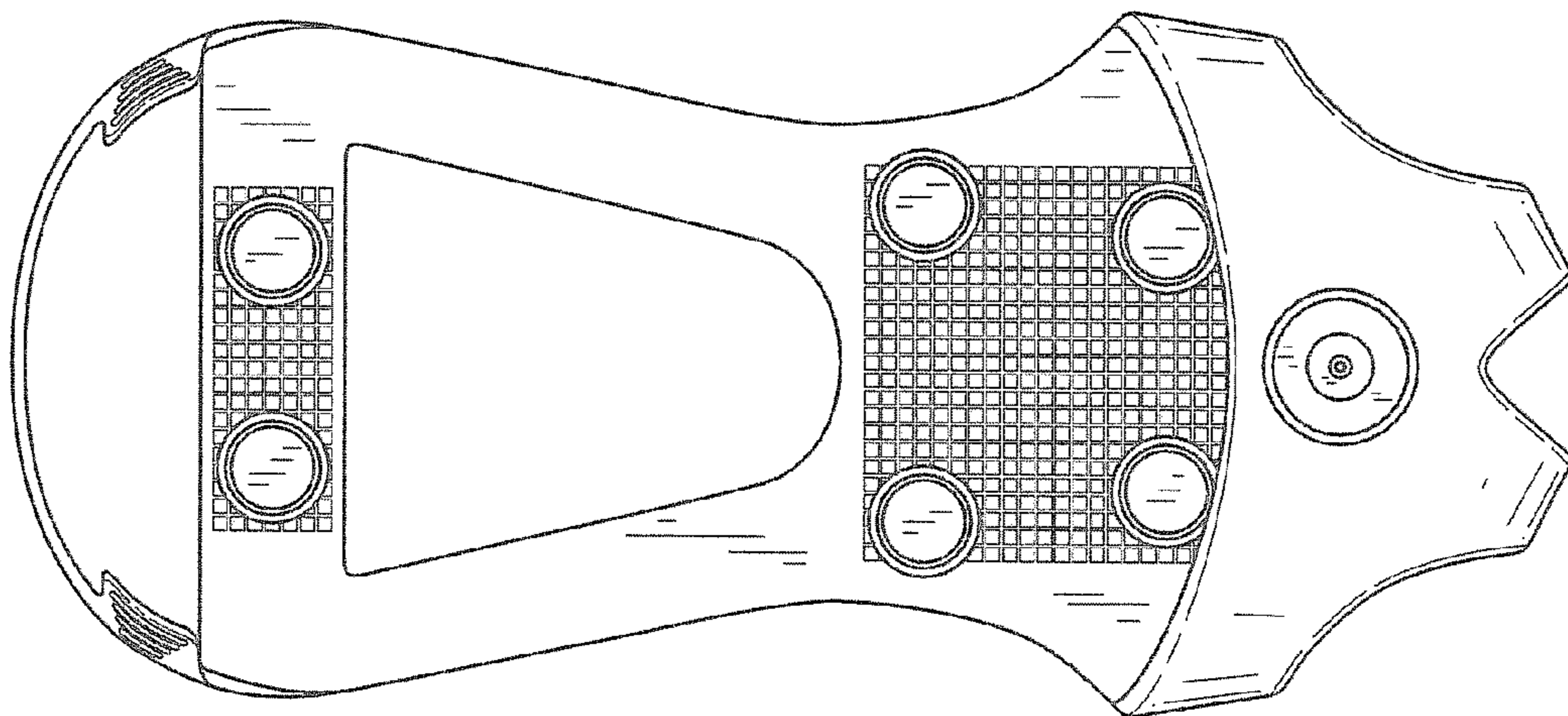


FIG.3



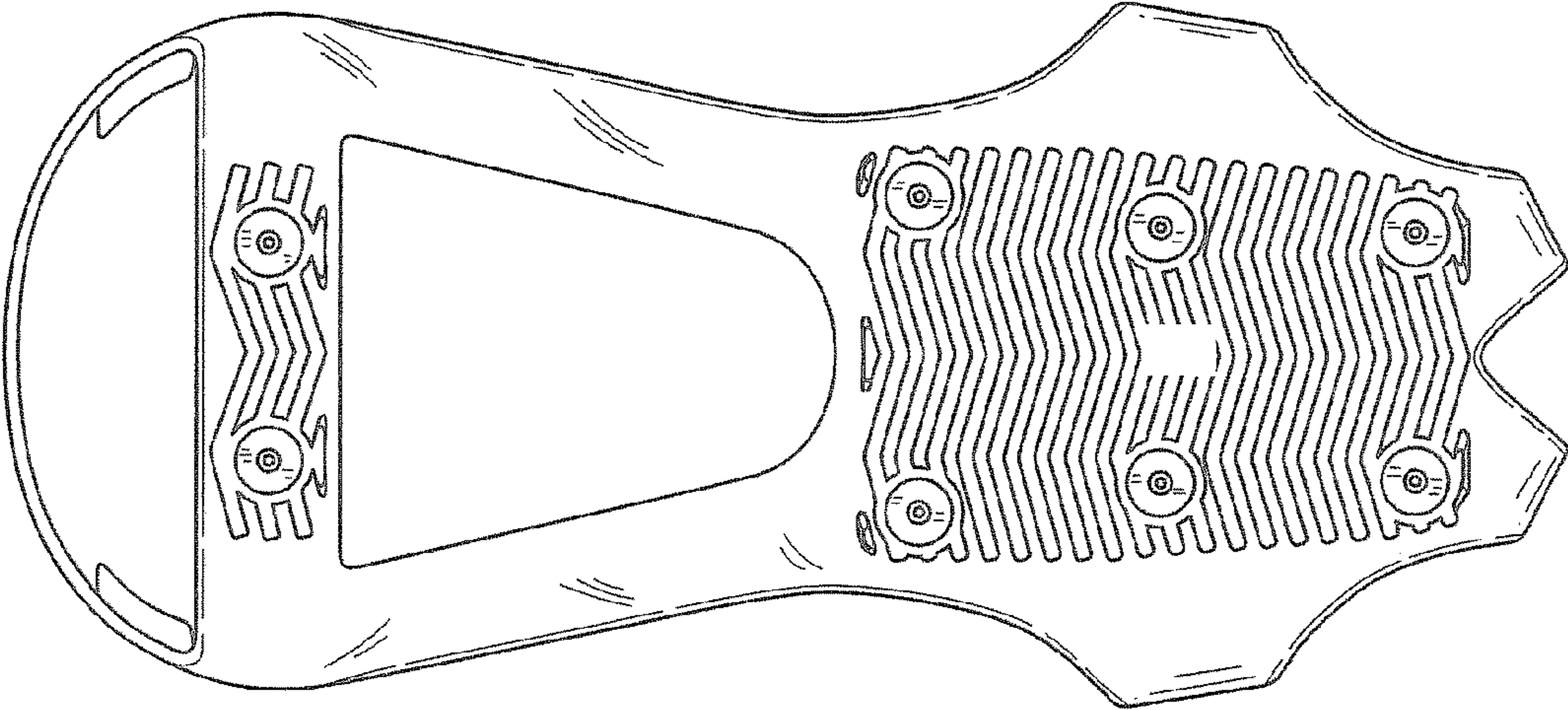


FIG.4

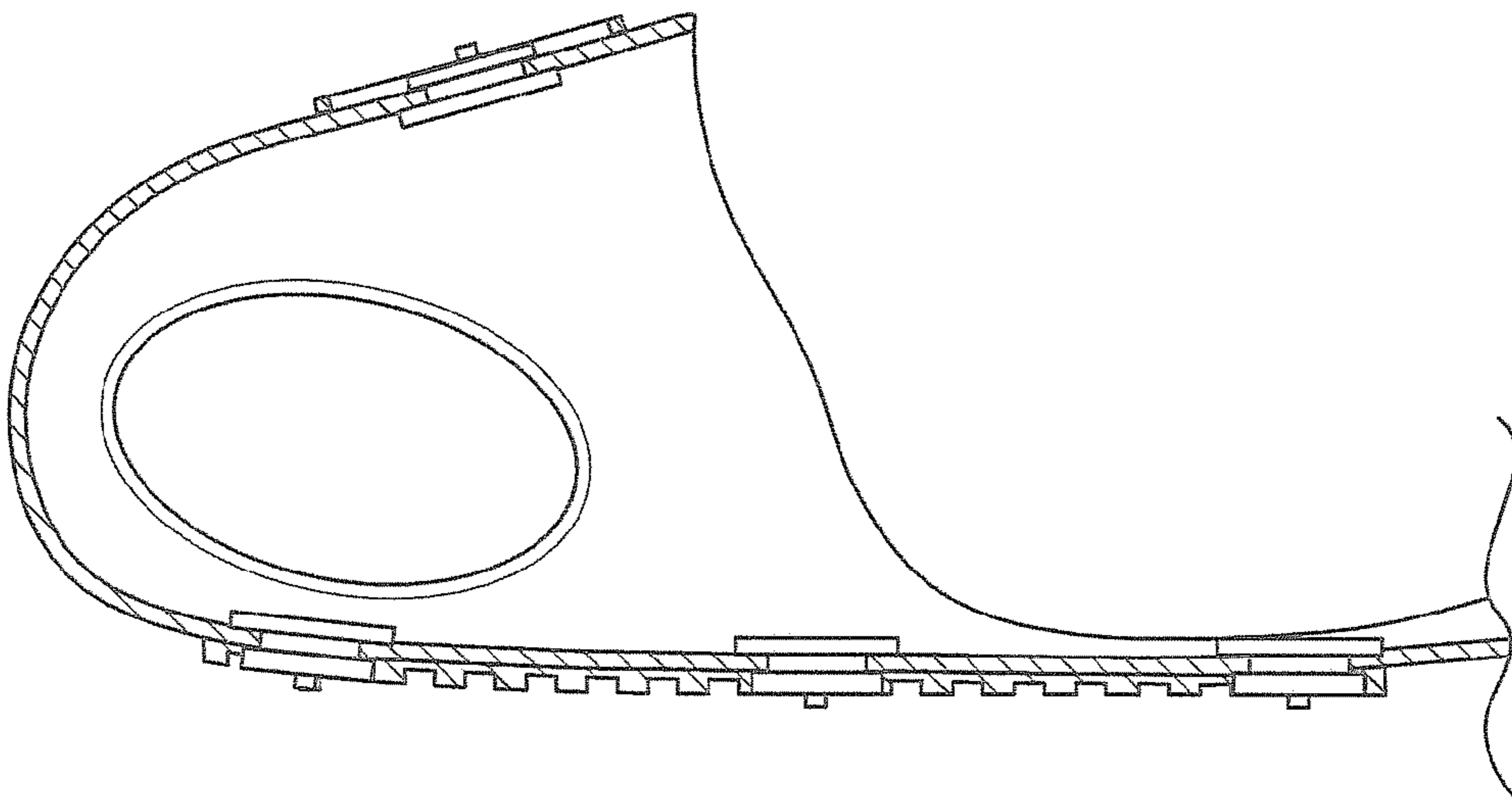


FIG.5

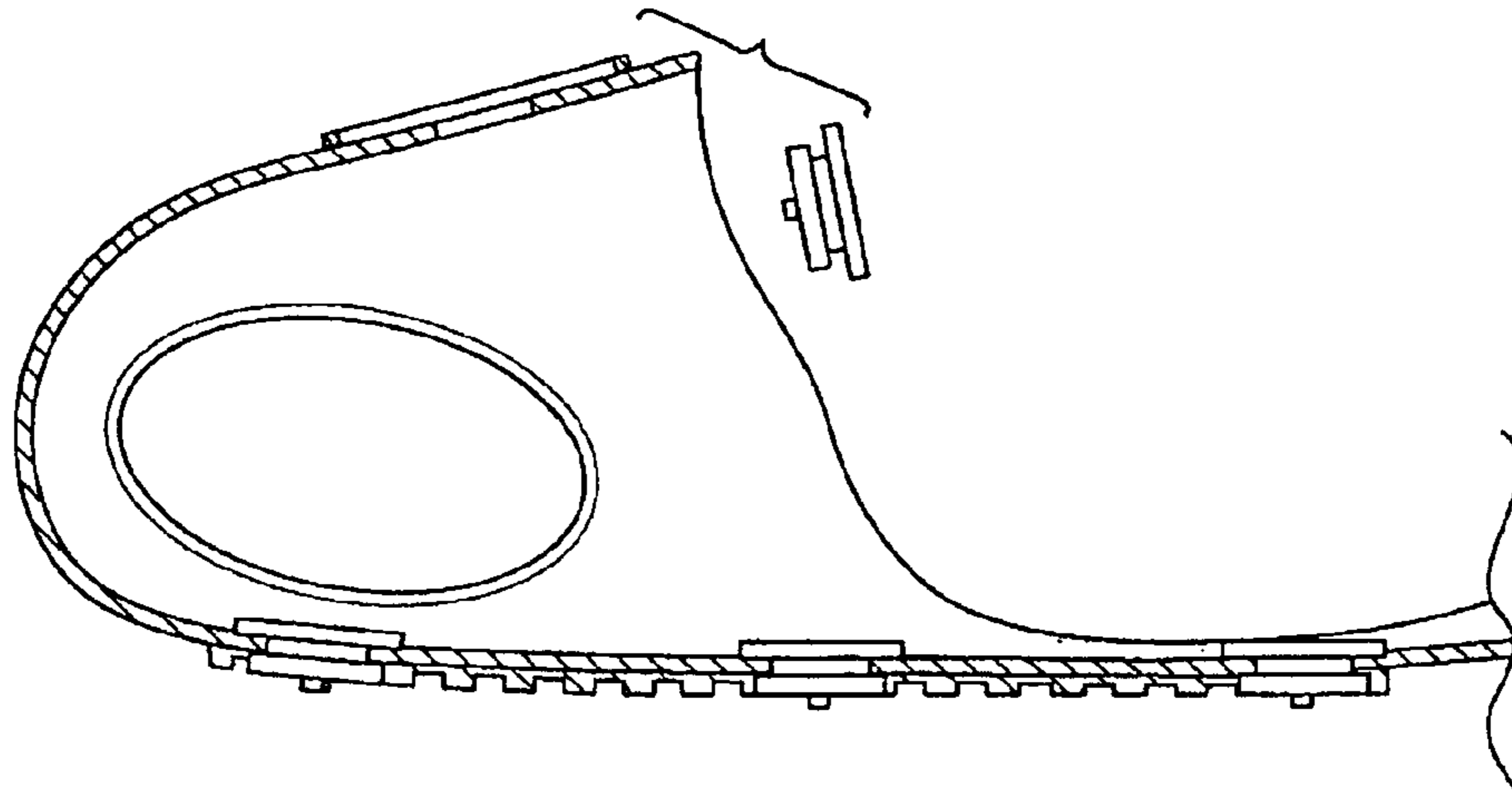


FIG.6