



US00D628371S

(12) **United States Design Patent**
Yang et al.

(10) **Patent No.:** **US D628,371 S**

(45) **Date of Patent:** **** Dec. 7, 2010**

(54) **FOOTWEAR INSOLE**

(75) Inventors: **Philip C. Yang**, Memphis, TN (US);
Richard T. Avent, Memphis, TN (US);
Charles E. Lundy, Jr., Germantown, TN (US)

(73) Assignee: **Schering-Plough Healthcare Products, Inc.**, Memphis, TN (US)

(**) Term: **14 Years**

(21) Appl. No.: **29/340,482**

(22) Filed: **Jul. 20, 2009**

(51) **LOC (9) Cl.** **02-04**

(52) **U.S. Cl.** **D2/961**

(58) **Field of Classification Search** D2/914,
D2/946, 947, 951, 952, 954, 960-962; 36/43,
36/44, 136, 145, 3 R

See application file for complete search history.

(56) **References Cited**

U.S. PATENT DOCUMENTS

D411,759 S *	7/1999	Byrd	D2/961
D456,983 S *	5/2002	Stubbs et al.	D2/961
D497,708 S *	11/2004	Granger et al.	D2/961
D551,437 S *	9/2007	Hung et al.	D2/961
D561,987 S *	2/2008	Gerber	D2/962
D604,033 S *	11/2009	Feldman	D2/961
D607,191 S *	1/2010	McClaskie	D2/953
2004/0003513 A1 *	1/2004	Crane et al.	36/29
2006/0026866 A1 *	2/2006	Avent et al.	36/44

2007/0028485 A1 *	2/2007	Crane et al.	36/43
2008/0271340 A1 *	11/2008	Grisoni et al.	36/43
2010/0031531 A1 *	2/2010	Baucom et al.	36/44

* cited by examiner

Primary Examiner—Stella M Reid

Assistant Examiner—Keli L Hill

(74) *Attorney, Agent, or Firm*—Matthew J. Golden

(57) **CLAIM**

The ornamental design for a footwear insole, as shown and described.

DESCRIPTION

FIG. 1 is a rear, bottom perspective view of an example embodiment of a footwear insole showing our new design.

FIG. 2 is a bottom view thereof.

FIG. 3 is a top view thereof.

FIG. 4 is a left side view thereof.

FIG. 5 is a right side view thereof.

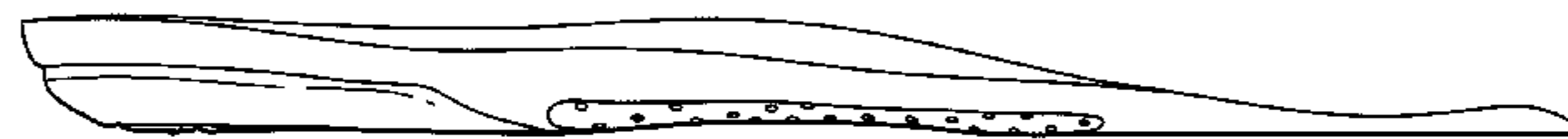
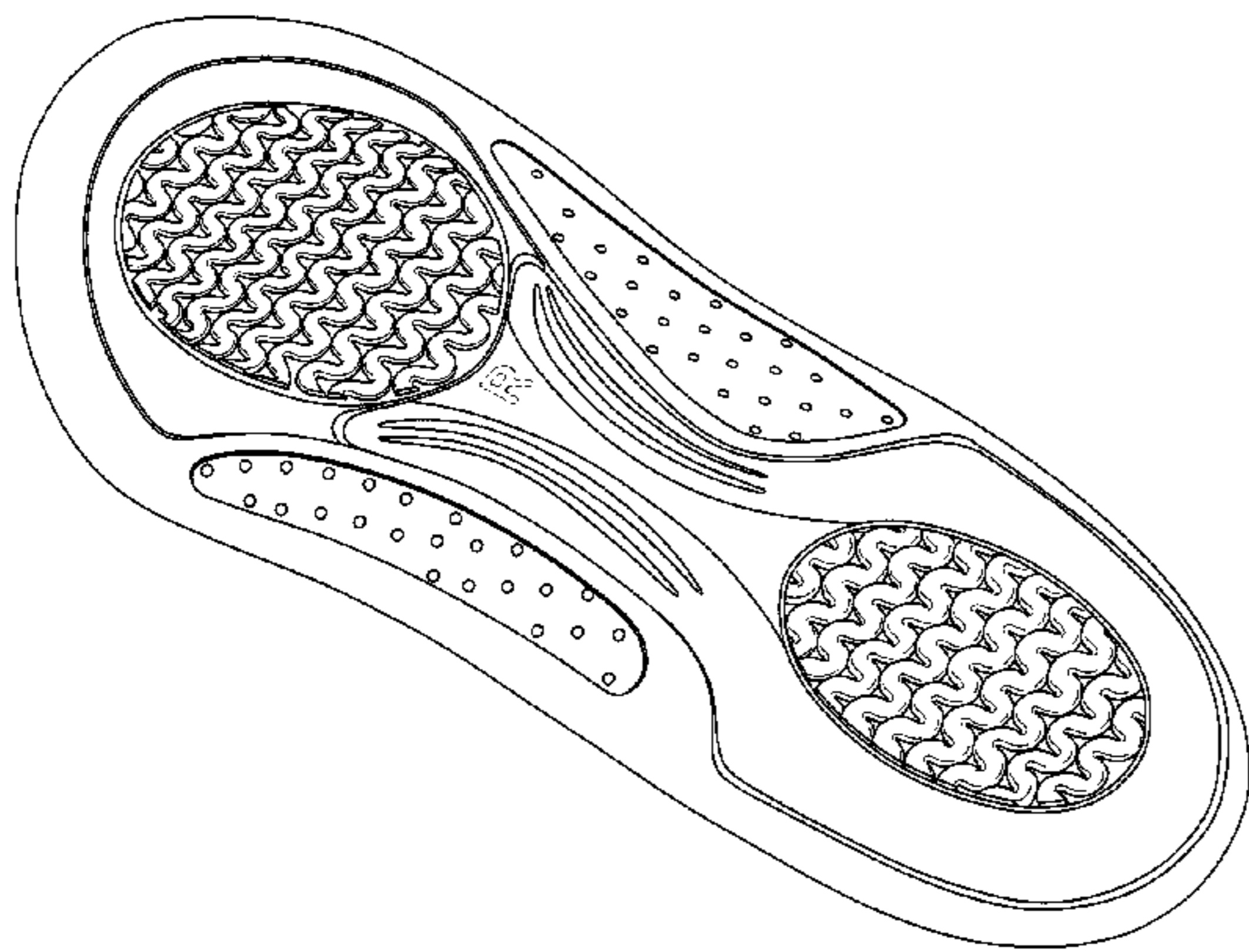
FIG. 6 is a front view thereof; and,

FIG. 7 is a rear view thereof.

The Figures of the above example embodiments show a right-footed design; however, it is understood that a left-footed design of the example embodiments would include mirror images of the above Figures.

The broken line showing of the Figures is for purposes of illustration and forms no part of the claimed design.

1 Claim, 5 Drawing Sheets



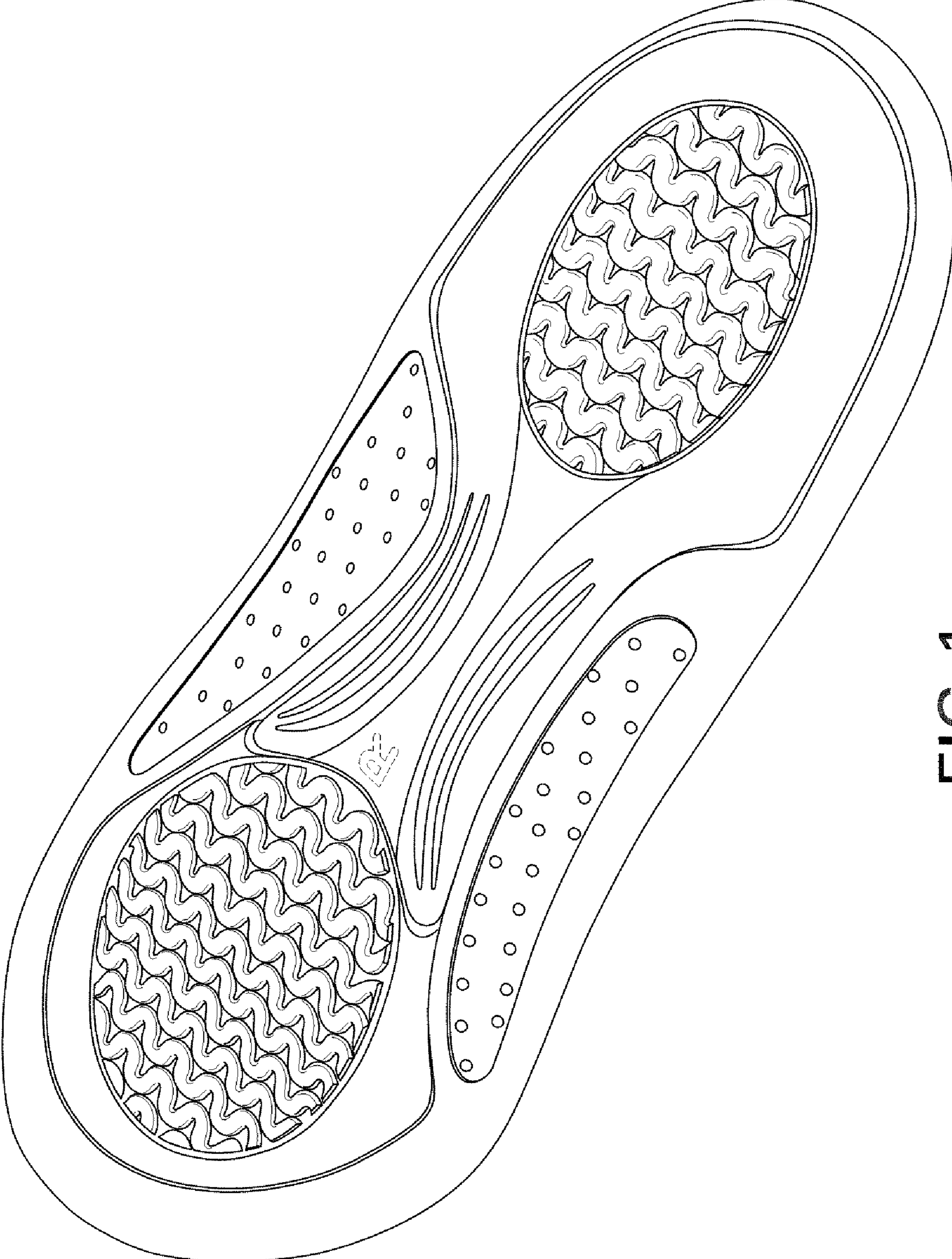


FIG. 1

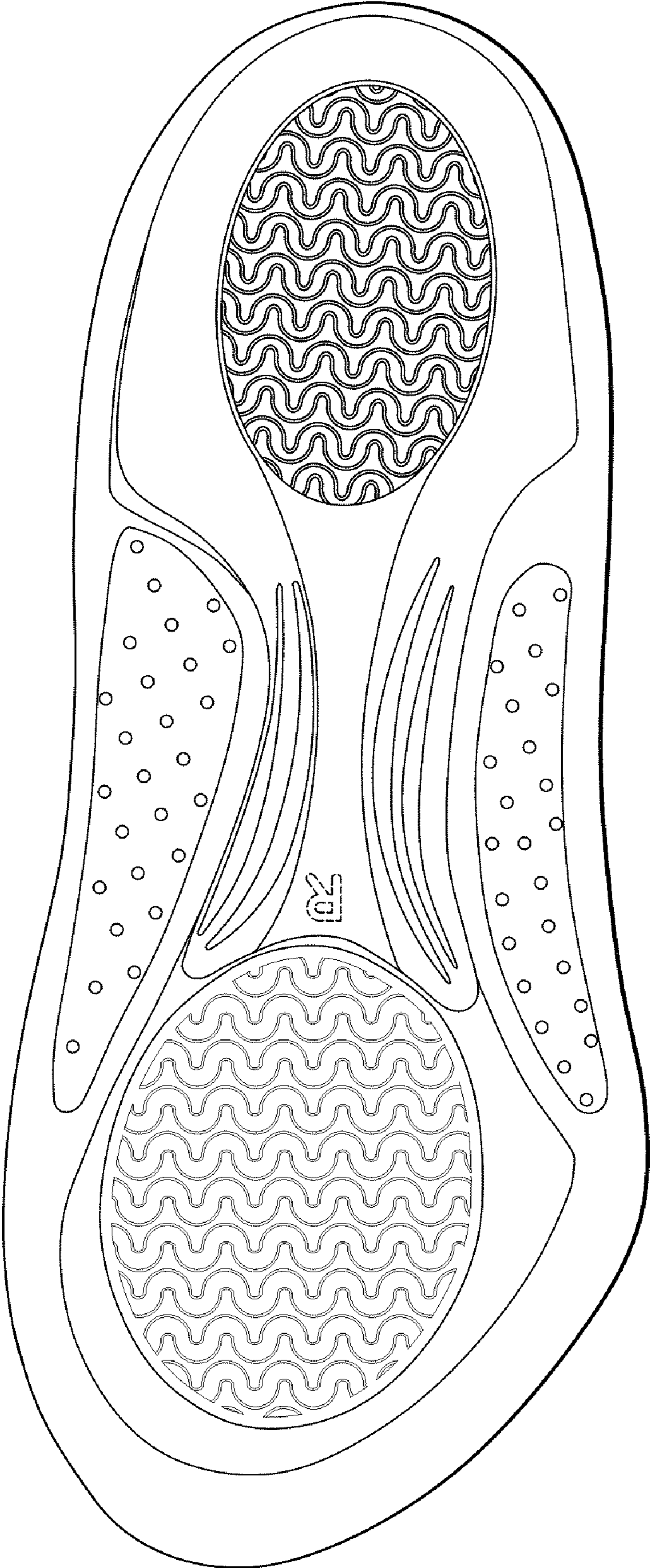


FIG. 2

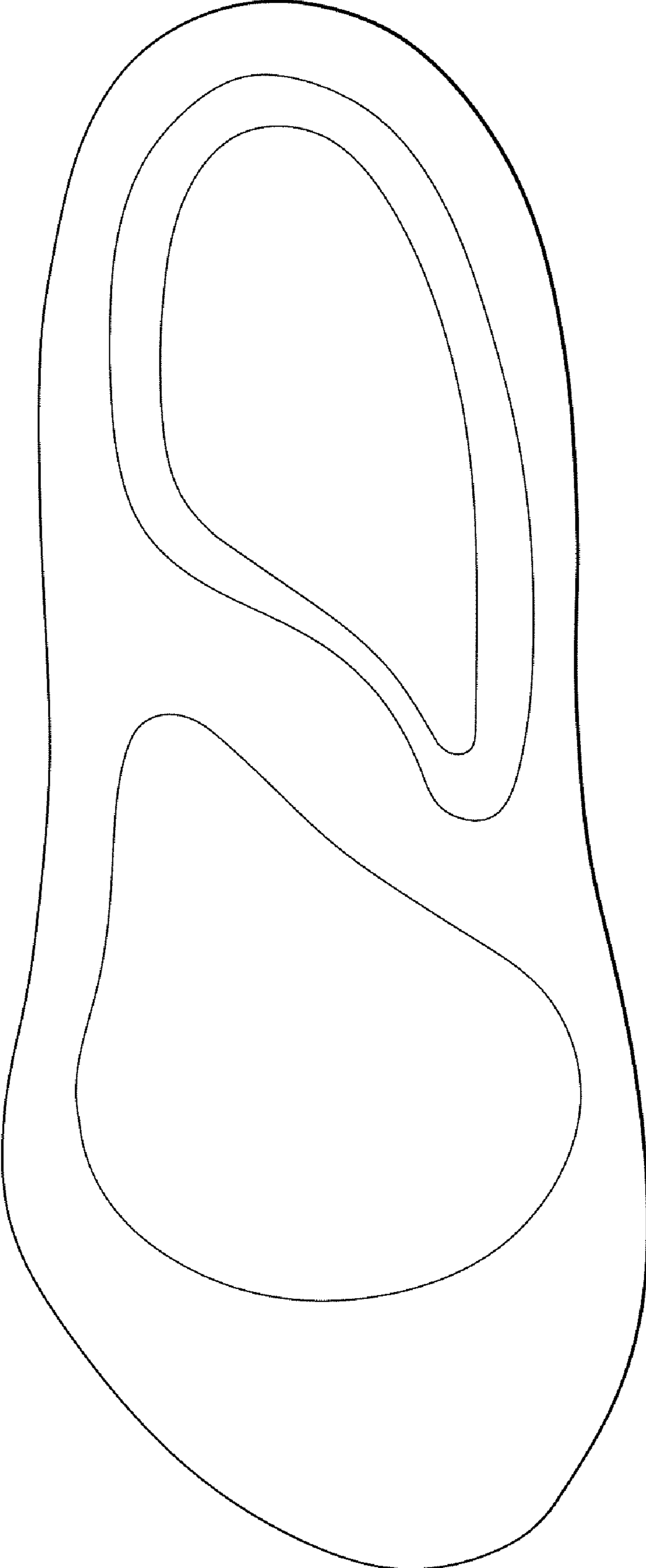


FIG. 3

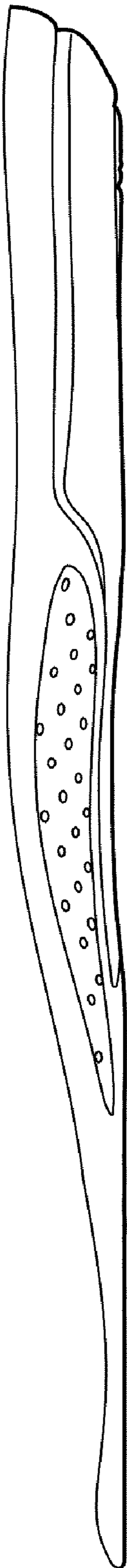


FIG. 4

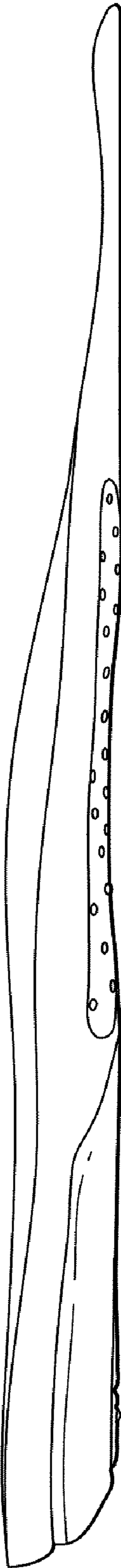


FIG. 5

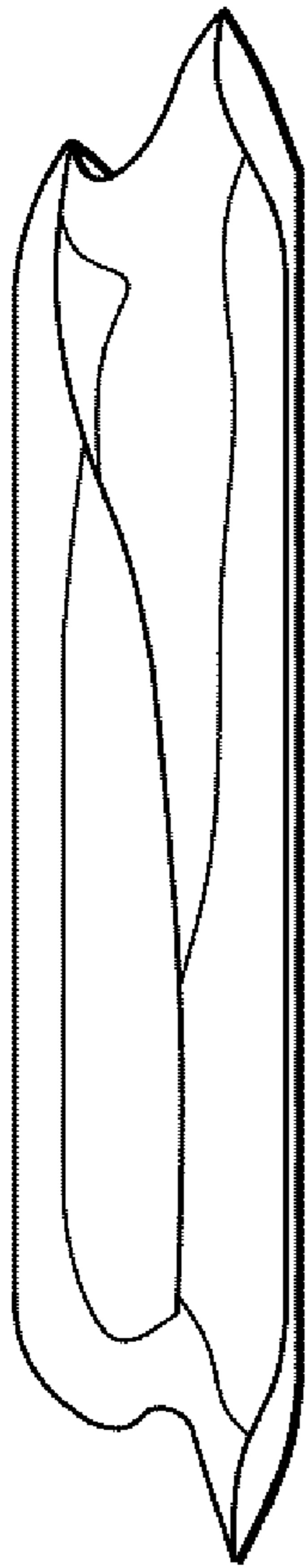


FIG. 6




FIG. 7