



US00D628369S

(12) **United States Design Patent**
Teteriatnikov

(10) **Patent No.:** **US D628,369 S**
(45) **Date of Patent:** **** Dec. 7, 2010**

- (54) **PERIPHERY OF AN OUTSOLE**
- (75) Inventor: **Savva Teteriatnikov**, Venice, CA (US)
- (73) Assignee: **Skechers U.S.A., Inc. II**, Manhattan Beach, CA (US)
- (**) Term: **14 Years**
- (21) Appl. No.: **29/376,104**
- (22) Filed: **Oct. 1, 2010**

- D339,464 S 9/1993 Teague
- D343,281 S 1/1994 James
- D351,716 S 10/1994 Kawasaki
- D397,848 S 9/1998 Avar
- D397,851 S 9/1998 Greenberg
- D398,743 S 9/1998 Rask
- D405,242 S 2/1999 Gillespie
- D411,242 S 6/1999 Link
- D412,236 S 7/1999 von Conta
- D416,378 S 11/1999 McNaught
- D426,372 S 6/2000 Price
- D437,477 S 2/2001 Tyler
- D437,675 S 2/2001 Dahlsten
- D447,853 S 9/2001 Merceron
- D459,868 S 7/2002 McCourt
- D473,041 S 4/2003 Finkelberg

Related U.S. Application Data

- (62) Division of application No. 29/356,469, filed on Feb. 25, 2010, now Pat. No. Des. 625,492.

- (51) **LOC (9) Cl.** **02-99**
- (52) **U.S. Cl.** **D2/946; D2/947**
- (58) **Field of Classification Search** D2/896,
D2/902, 903, 906-908, 946, 947, 951-960,
D2/964, 977; 36/25 R-25 A
See application file for complete search history.

(56) **References Cited**

U.S. PATENT DOCUMENTS

- D53,359 S * 5/1919 Clarke D2/964
- D76,541 S * 10/1928 Hopwood D2/953
- D247,831 S 5/1978 Famolare, Jr.
- 4,132,016 A 1/1979 Vaccari
- D265,690 S 8/1982 Famolare, Jr.
- D266,798 S 11/1982 Famolare, Jr.
- D269,137 S 5/1983 Balbinot
- D271,633 S 12/1983 Casetta
- 4,559,723 A 12/1985 Hamy et al.
- D290,660 S 7/1987 Selbiger
- D294,766 S 3/1988 Igoe
- D295,459 S 5/1988 Zuidema et al.
- 4,766,681 A 8/1988 O'Rourke et al.
- 5,014,449 A 5/1991 Richard et al.
- 5,048,203 A 9/1991 Kling
- D328,968 S 9/1992 Tinker
- D332,346 S 1/1993 Hatfield et al.
- D334,655 S 4/1993 McDonald
- D339,222 S 9/1993 Hatfield et al.

(Continued)

Primary Examiner—Dominic Simone
(74) *Attorney, Agent, or Firm*—Marvin H. Kleinberg;
Marshall A. Lerner; Kleinberg & Lerner, LLP

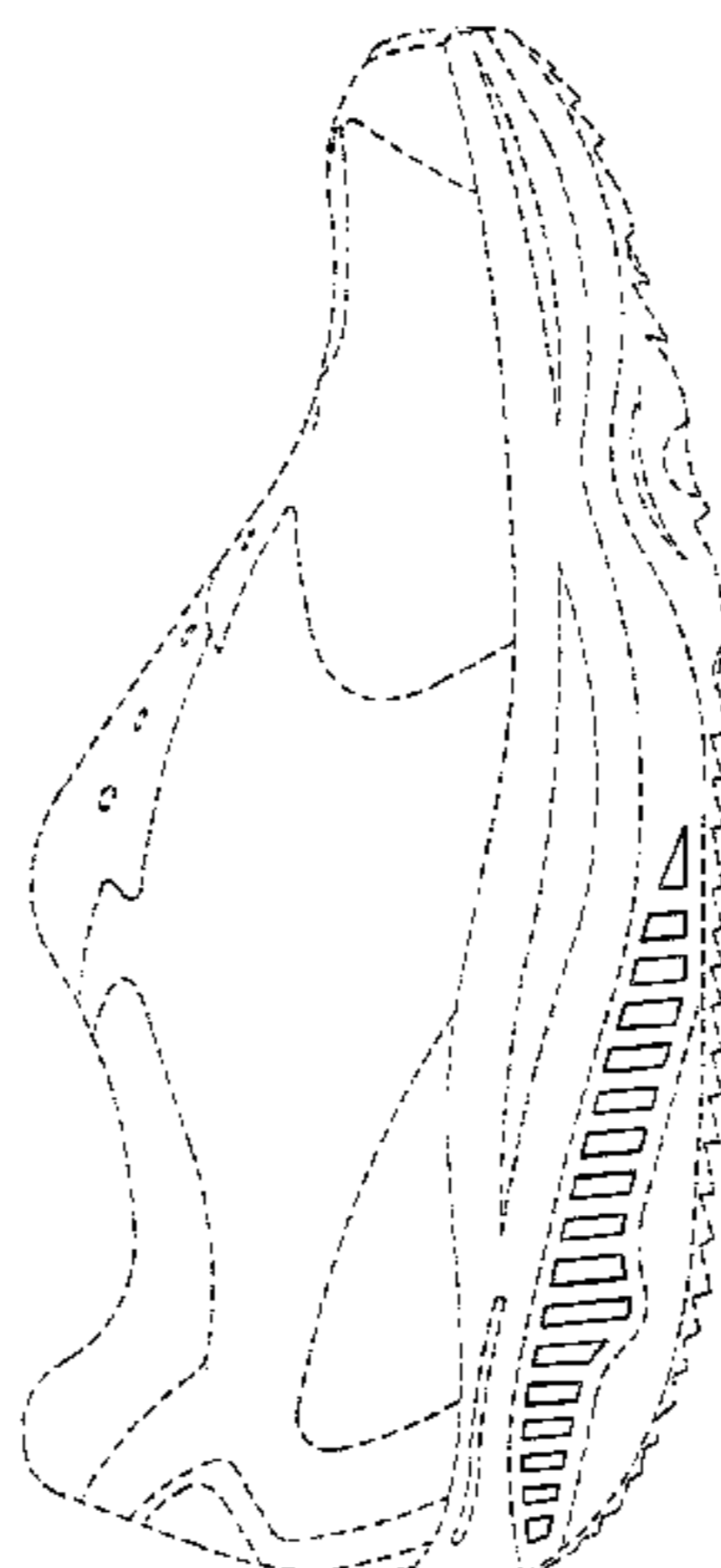
(57) **CLAIM**

The ornamental design for a periphery of an outsole, as shown and described.

DESCRIPTION

FIG. 1 is a perspective view of an exemplary embodiment of a periphery of an outsole embodying my new design;
FIG. 2 is a left side view thereof;
FIG. 3 is a right side view thereof;
FIG. 4 is a top plan view thereof;
FIG. 5 is a rear elevation view thereof; and,
FIG. 6 is a front elevation view thereof.
Broken lines in the figures are for illustrative purposes only and form no part of the claimed invention.

1 Claim, 5 Drawing Sheets



US D628,369 S

Page 2

U.S. PATENT DOCUMENTS

D476,796 S	7/2003	Meza et al.	
D485,673 S	1/2004	Smith	
D492,472 S	7/2004	Ortuno Santa	
D495,128 S	8/2004	Avar	
D495,129 S	8/2004	Allen	
D497,705 S	11/2004	Turner	
D498,905 S	11/2004	Wilson	
D515,286 S	2/2006	Dabah	
D515,303 S	2/2006	Smith, III	
D516,786 S	3/2006	Besanceney, III	
D518,285 S	4/2006	Schoenborn et al.	
D520,732 S	5/2006	Mitani et al.	
D522,229 S	6/2006	Kubo et al.	
D527,877 S	9/2006	Robinson, Jr. et al.	
D530,892 S	10/2006	Issler	
D540,516 S *	4/2007	Weitzman	D2/953
D554,842 S	11/2007	Gaenssler et al.	
D556,989 S	12/2007	Horne et al.	
D556,991 S	12/2007	Gaenssler et al.	
D567,493 S	4/2008	Lacorazza	
D575,035 S	8/2008	Hoyt	
D575,944 S	9/2008	Pauk	
D576,393 S	9/2008	Kaufman	
D577,180 S *	9/2008	Della Valle	D2/907
D578,744 S	10/2008	Earle	
D579,639 S	11/2008	McDowell	
D582,133 S	12/2008	Del Biondi	
D582,148 S	12/2008	McDowell	
D593,742 S	6/2009	Issler	
D594,639 S	6/2009	Alfaro	
D597,295 S *	8/2009	Duffy	D2/977
D599,102 S *	9/2009	Purdom et al.	D2/977
D607,188 S *	1/2010	Teteriatnikov	D2/946
D611,232 S *	3/2010	Della Valle et al.	D2/907
D614,837 S *	5/2010	Teteriatnikov	D2/946
D615,738 S *	5/2010	Teteriatnikov	D2/946
D617,983 S *	6/2010	Raysse	D2/947
D619,793 S *	7/2010	Raysse	D2/946
D620,240 S *	7/2010	Akhidime	D2/946
D620,691 S *	8/2010	Akhidime	D2/946
D621,142 S	8/2010	Teteriatnikov	

* cited by examiner

FIG. 1




FIG. 2

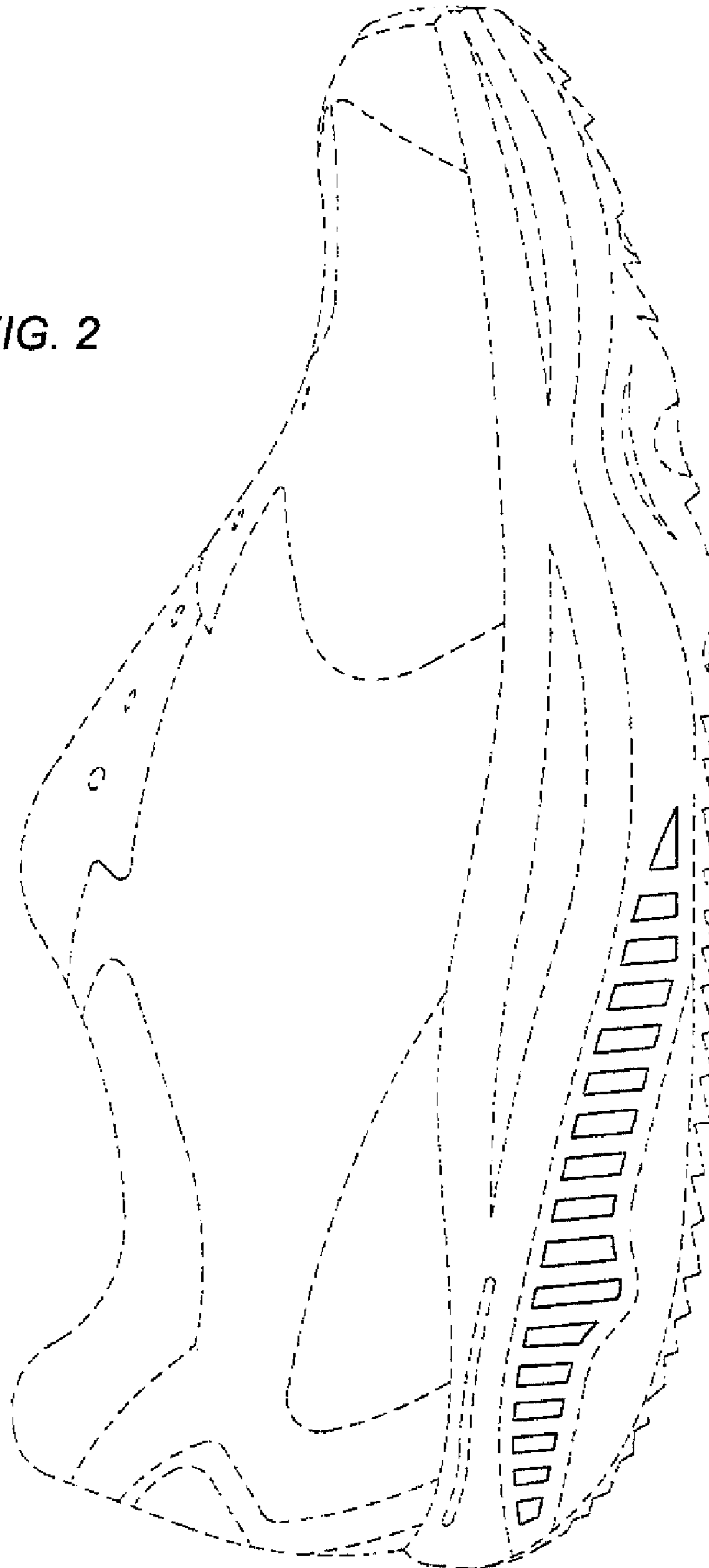


FIG. 3

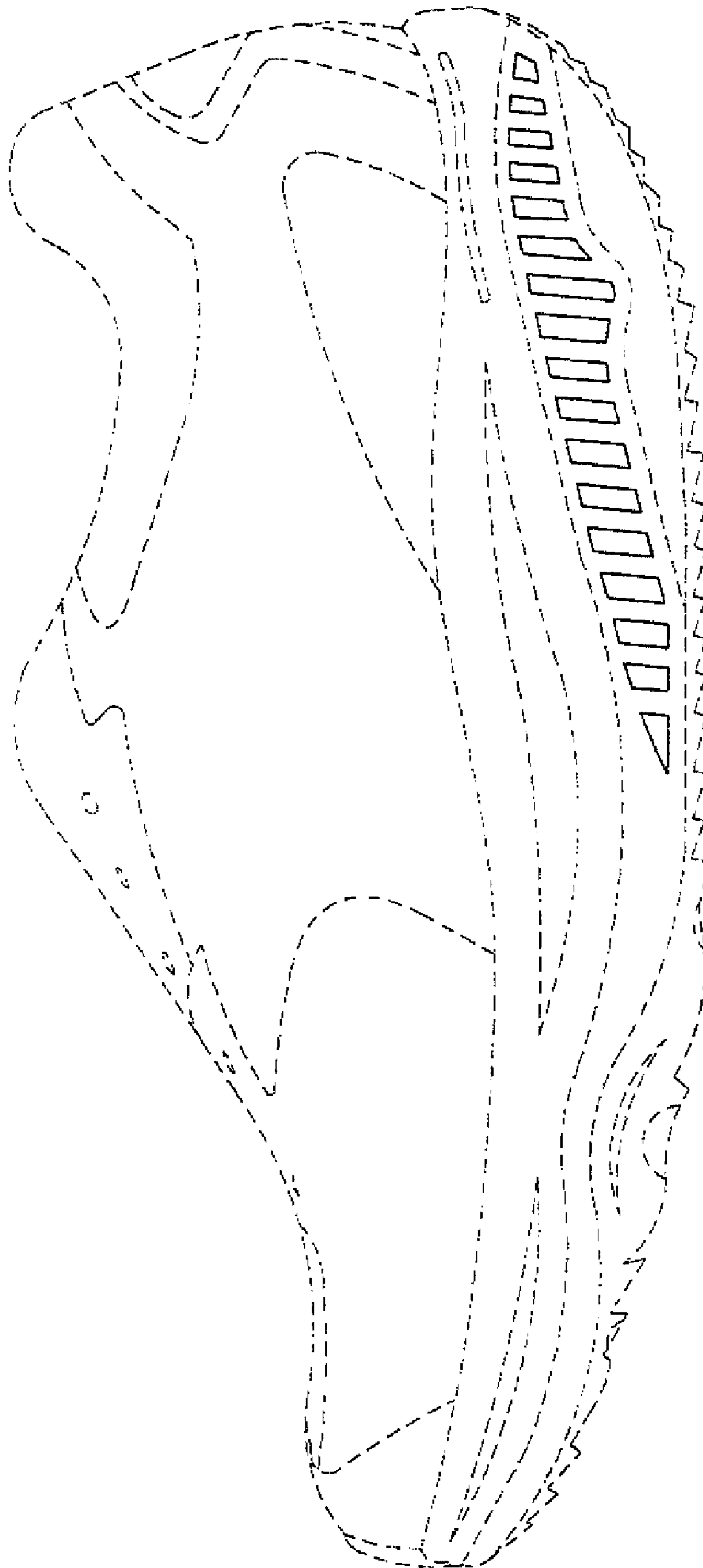


FIG. 4

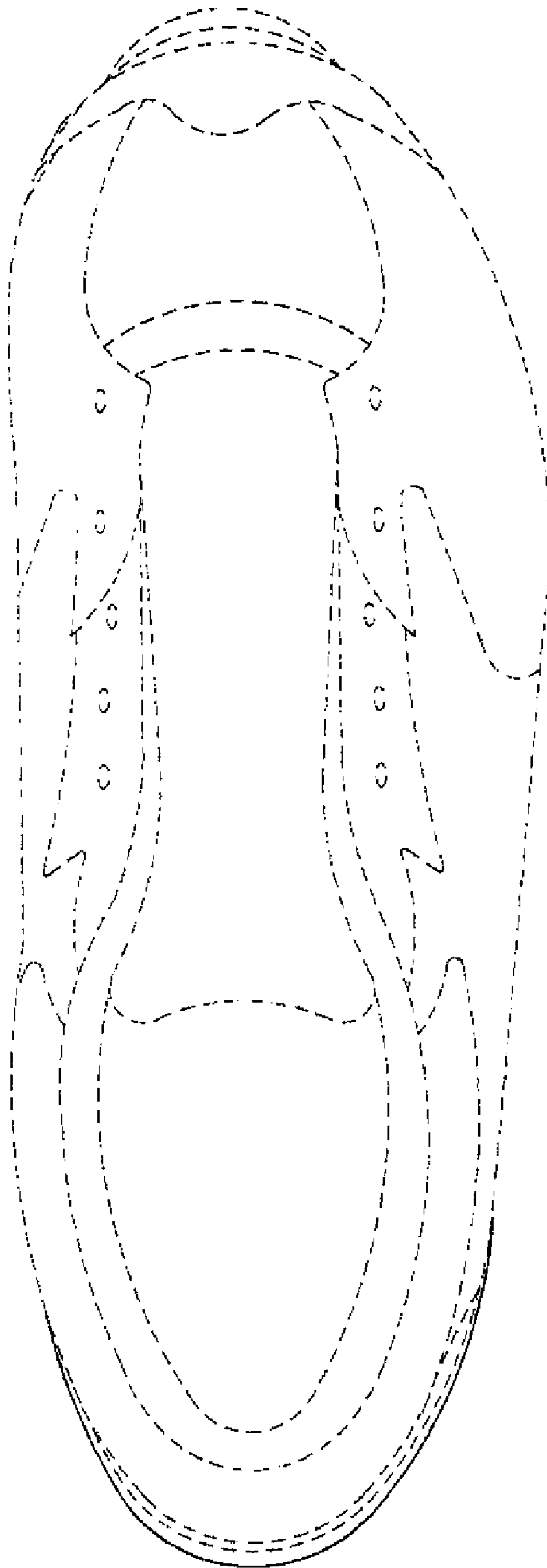


FIG. 6

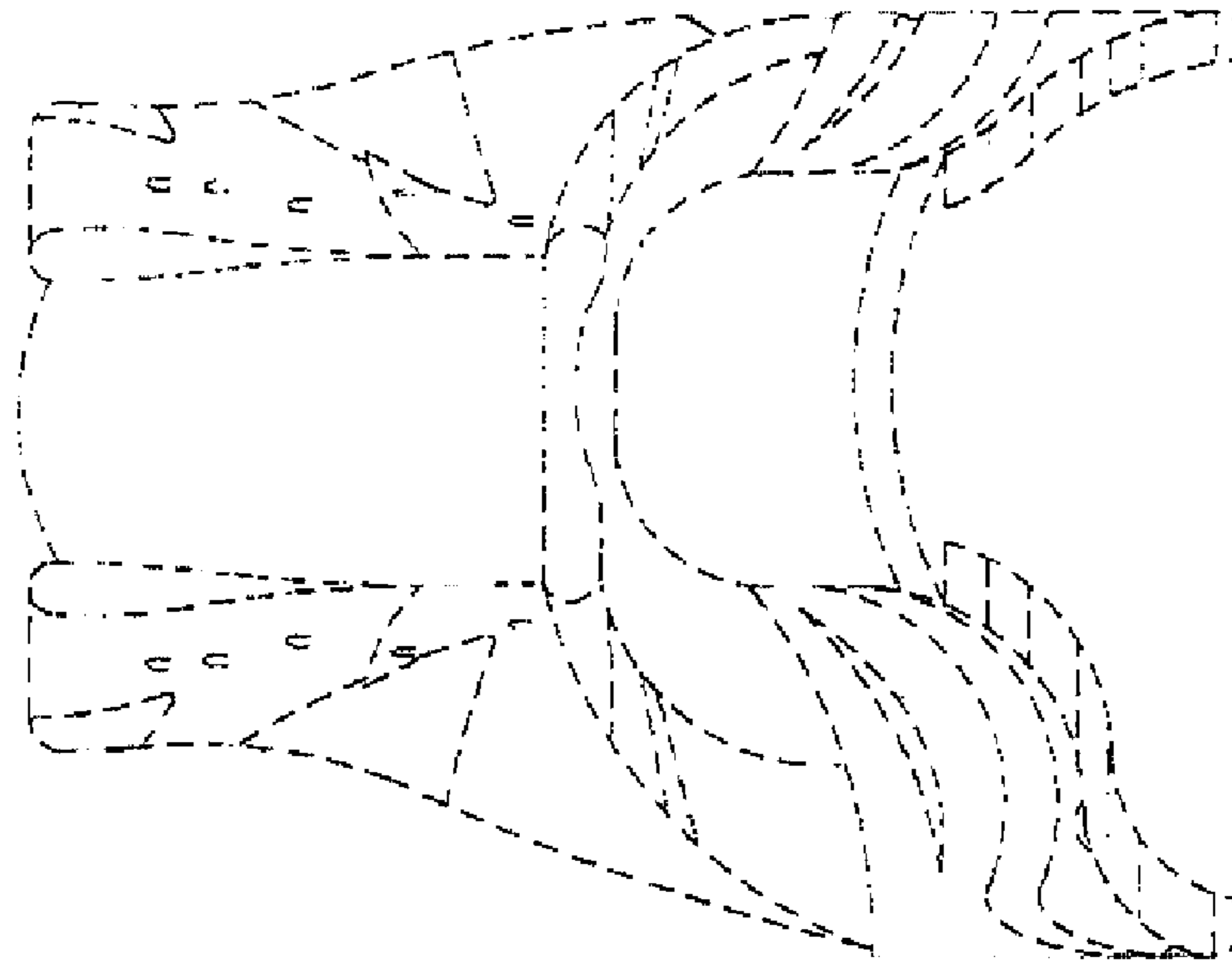


FIG. 5

