



US00D628364S

(12) **United States Design Patent**
Channer

(10) **Patent No.:** **US D628,364 S**
(45) **Date of Patent:** **** Dec. 7, 2010**

(54) **HEADWEAR**

6,000,408 A * 12/1999 Maturaporn 132/273
6,223,355 B1 * 5/2001 Irving 2/171

(76) **Inventor:** **Beverly Evadney Channer**, 31 Verney
Street, Neasden, London (GB) NW10
0AY

(Continued)

(**) **Term:** **14 Years**

FOREIGN PATENT DOCUMENTS

(21) **Appl. No.:** **29/356,658**

FR 1 432 470 A 3/1966

(22) **Filed:** **Mar. 1, 2010**

(Continued)

(30) **Foreign Application Priority Data**

OTHER PUBLICATIONS

Aug. 28, 2009 (EP) 001162507-0001

United Kingdom Search Report for corresponding application GB
0716982.4 dated Jan. 25, 2008.

(51) **LOC (9) Cl.** **02-03**

(52) **U.S. Cl.** **D2/878**

(58) **Field of Classification Search** D2/865,
D2/866, 867, 878, 879, 880, 881, 882, 883,
D2/884, 885; 2/68, 171, 172, 171.02, 174,
2/175.3, 195.7, 202, 204, 209.14; 132/274

Primary Examiner—Elizabeth A Albert

Assistant Examiner—Karen E Eldridge Powers

(74) *Attorney, Agent, or Firm*—Andrus, Scales, Starke &
Sawall, LLP

See application file for complete search history.

(57) **CLAIM**

(56) **References Cited**

What is claimed is an ornamental design for headwear, as
shown and described.

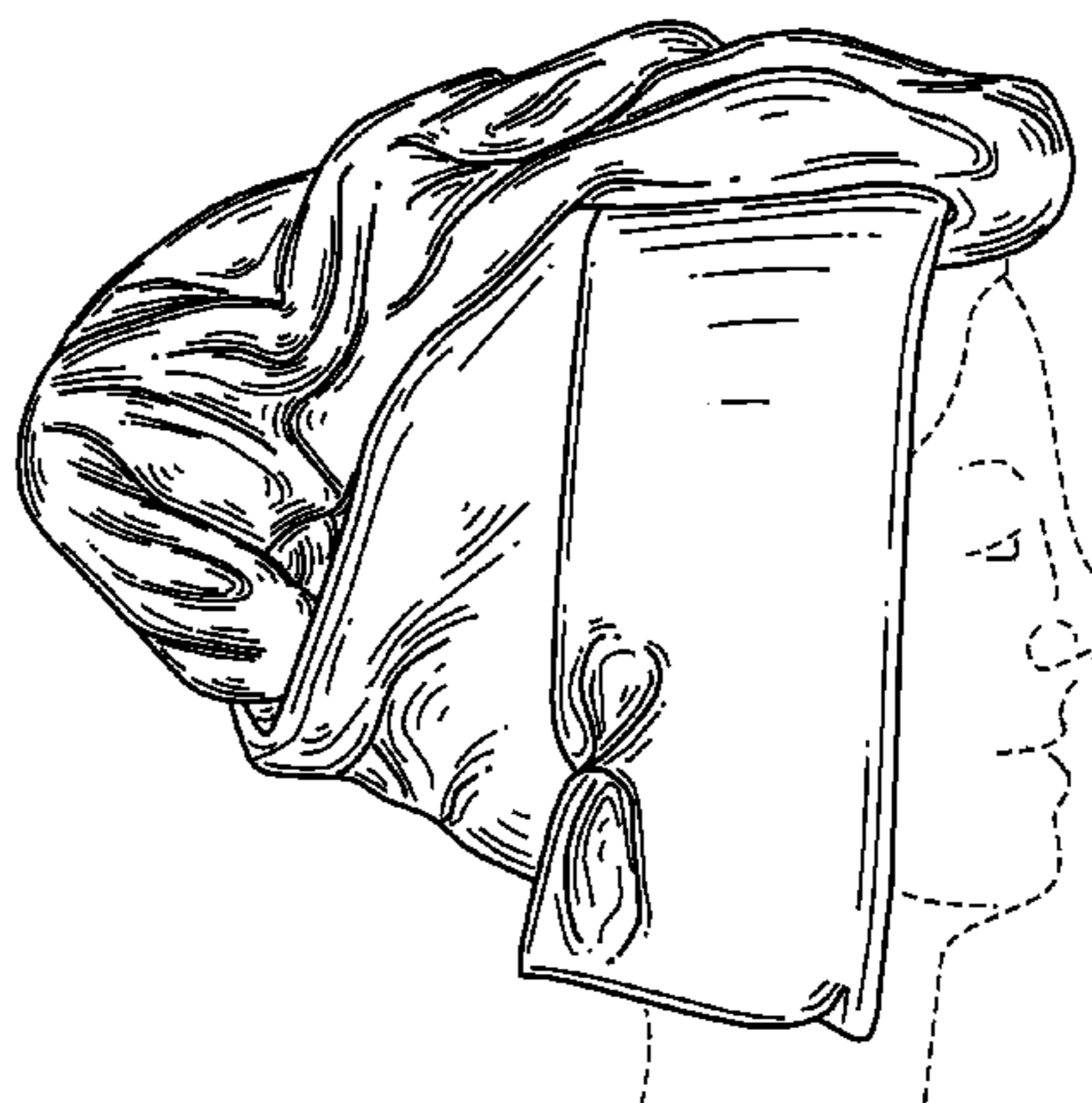
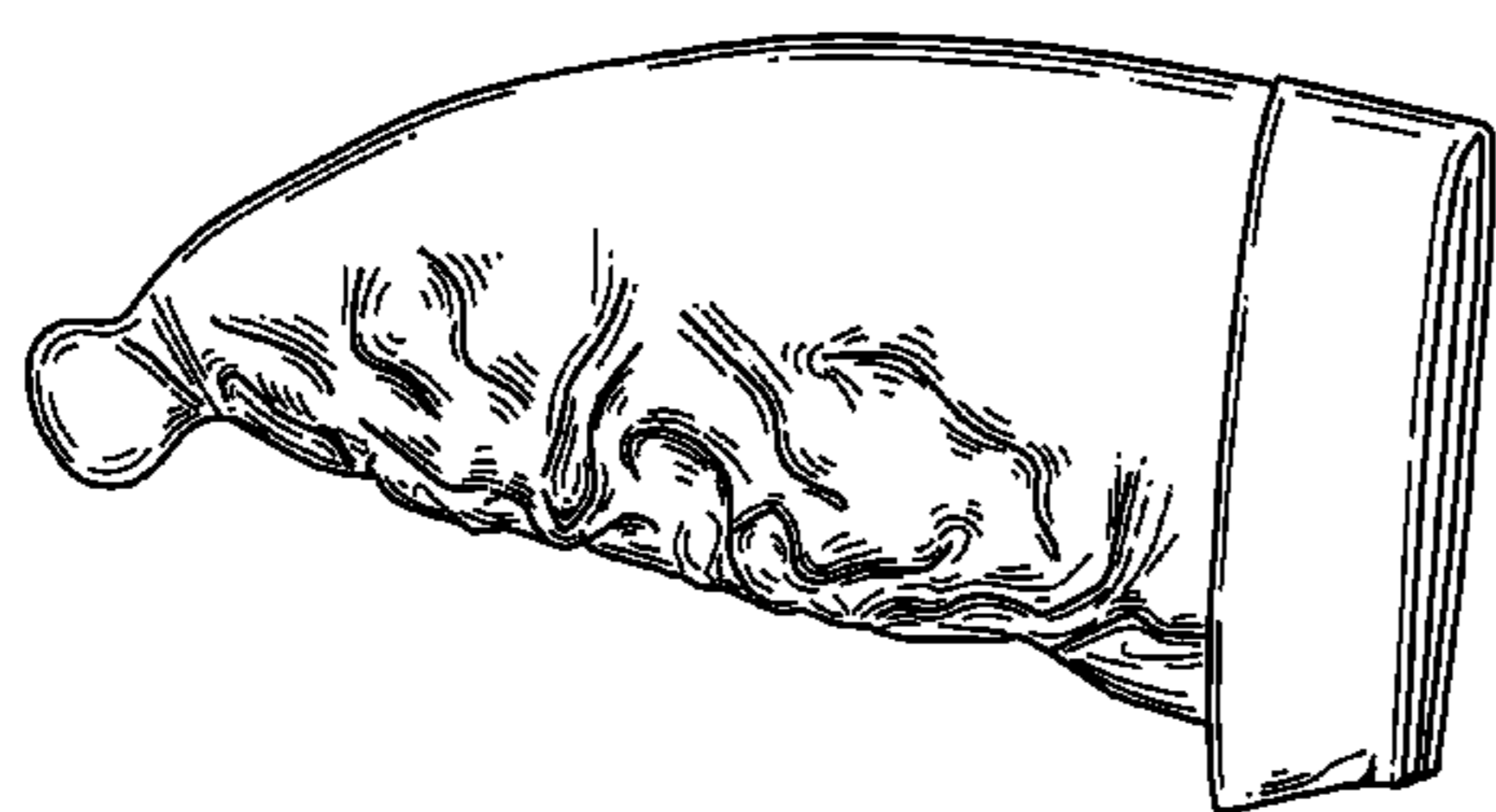
U.S. PATENT DOCUMENTS

DESCRIPTION

1,038,042 A * 9/1912 Wener 2/209.13
1,671,890 A * 5/1928 Chaine 2/195.7
1,845,757 A * 2/1932 Landsberger 2/171.01
2,107,951 A * 2/1938 Lipton 2/171.5
D112,413 S * 11/1938 Schanzer D2/865
2,221,155 A 11/1940 Stone
D130,227 S * 11/1941 Maxwell et al. D2/885
D135,009 S * 2/1943 Harpignies D2/865
D140,196 S * 1/1945 Richards D2/869
D141,411 S * 5/1945 Neville D2/865
2,493,363 A 1/1950 Sapp
D157,340 S * 2/1950 Chamberlin D2/865
D179,072 S * 10/1956 Gadler et al. D2/824
D309,671 S * 8/1990 Kassel D2/878
4,993,078 A * 2/1991 Seitz, Jr. 2/115
5,621,921 A * 4/1997 Outland 2/207
D393,739 S * 4/1998 Dudson et al. D2/889
D408,968 S * 5/1999 Bardin D2/880

FIG. 1 is a side perspective view of my design for headwear;
FIG. 2 is a side view of the headwear;
FIG. 3 is an opposite side view of the headwear;
FIG. 4 is a top view of the headwear;
FIG. 5 is a bottom view of the headwear;
FIG. 6 is an end view of the headwear;
FIG. 7 is an opposite end view of the headwear; and,
FIG. 8 is a perspective view of the headwear worn by a person.
The head and neck of a person shown in broken lines in FIG.
8 illustrate the design while in a condition of use, and form no
part of the claim.

1 Claim, 3 Drawing Sheets



US D628,364 S

Page 2

U.S. PATENT DOCUMENTS

D474,001 S * 5/2003 Landers D2/882
6,889,797 B2 * 5/2005 Cowgill et al. 181/178
7,591,025 B2 * 9/2009 McGhee 2/206
2003/0200594 A1 10/2003 McGreggor

FOREIGN PATENT DOCUMENTS

GB 2 296 180 A 6/1996

GB 2452317 * 3/2009
JP 9-154622 A 6/1997
JP 9-241913 A 9/1997

* cited by examiner

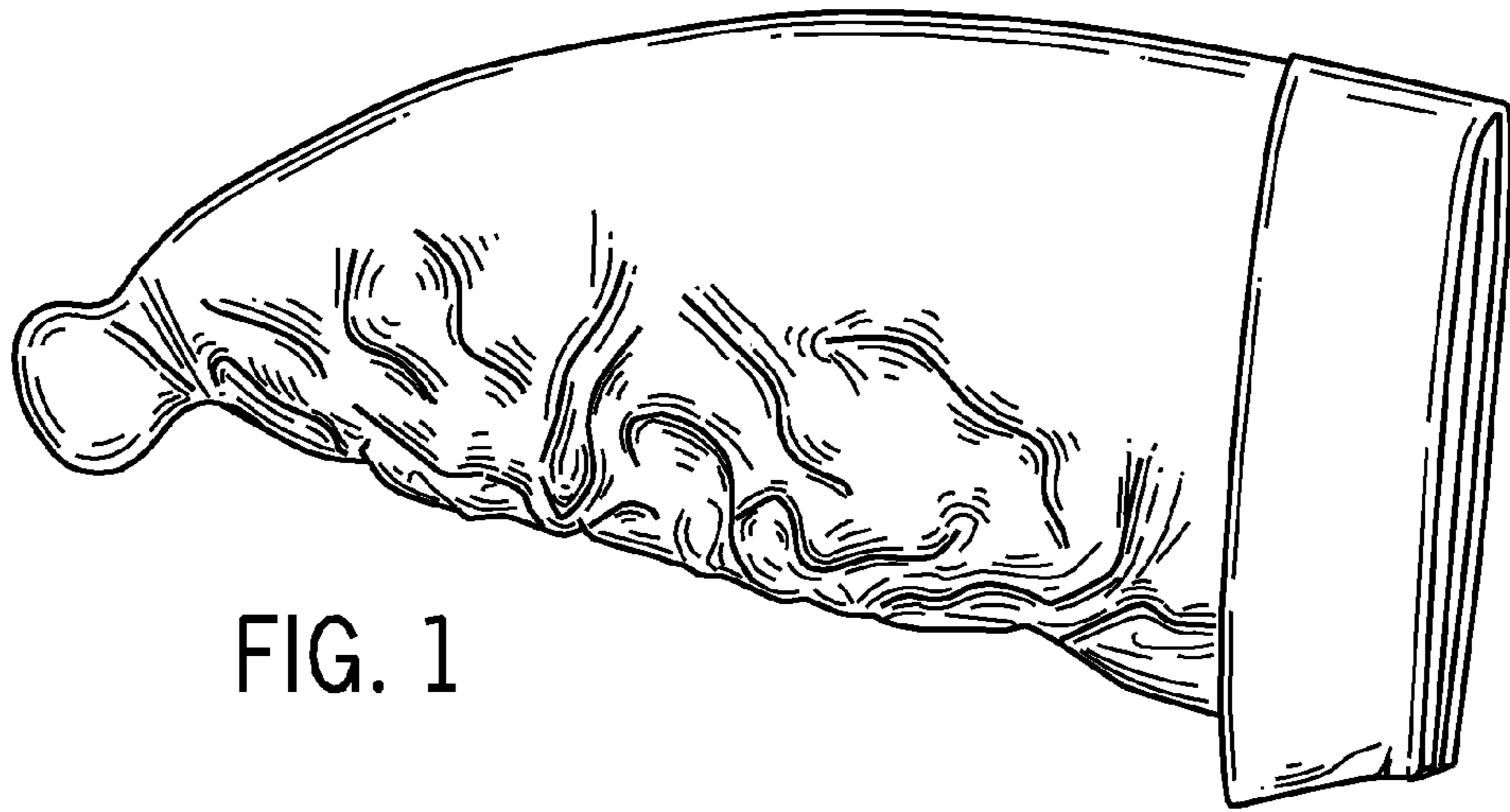


FIG. 1




FIG. 2

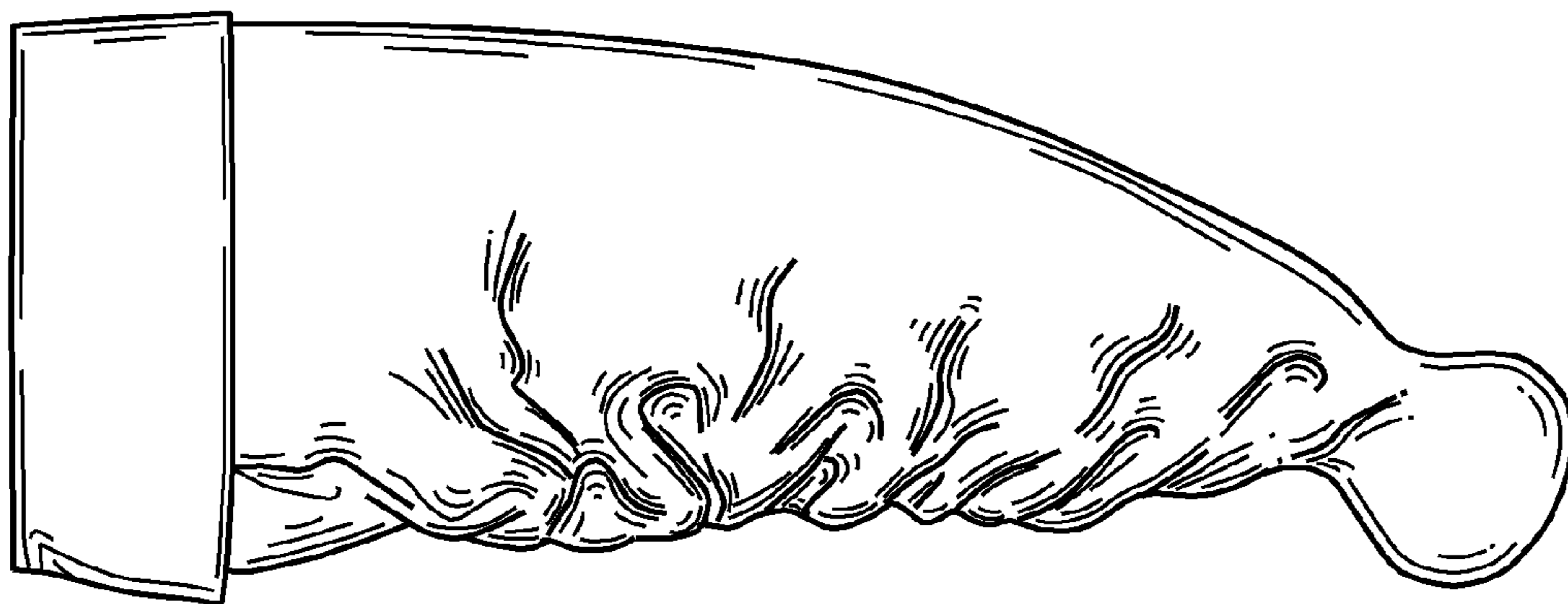


FIG. 3

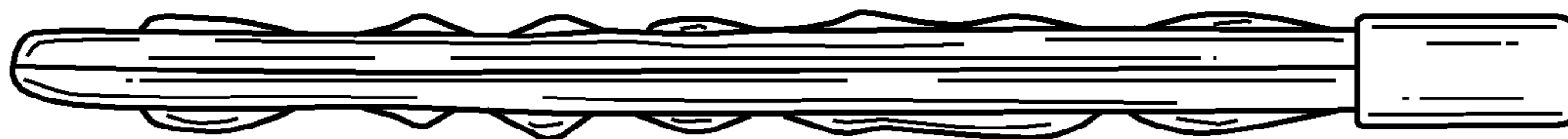


FIG. 4



FIG. 5




FIG. 6




FIG. 7




FIG. 8