



US00D628363S

(12) **United States Design Patent**
Bengyak

(10) **Patent No.:** **US D628,363 S**

(45) **Date of Patent:** **** Dec. 7, 2010**

(54) **PAIR OF SLEEVES**

(76) Inventor: **Christopher Edward Bengyak**, 3030
10th Ct., Vero Beach, FL (US) 32960

(**) Term: **14 Years**

(21) Appl. No.: **29/349,130**

(22) Filed: **Mar. 10, 2010**

(51) **LOC (9) Cl.** **02-02**

(52) **U.S. Cl.** **D2/858; D2/610**

(58) **Field of Classification Search** D2/717,
D2/750, 751, 841, 844, 853, 858, 610; 2/106,
2/108, 113, 115, 16, 59, 125, 126

See application file for complete search history.

(56) **References Cited**

U.S. PATENT DOCUMENTS

D259,955 S *	7/1981	Helferich	D24/190
D278,566 S *	4/1985	Gustafson	D2/858
D393,138 S *	4/1998	Frey	D2/610
D397,222 S *	8/1998	Humensky	D24/190
6,035,441 A *	3/2000	Mellon et al.	2/125
6,405,381 B1 *	6/2002	Bowman, Jr.	2/170
6,430,744 B1 *	8/2002	Redman et al.	2/16
6,449,772 B1 *	9/2002	Donner	2/170
D469,945 S *	2/2003	Mayer	D2/720
7,314,457 B2 *	1/2008	Reaux	602/6
D575,479 S *	8/2008	Bengyak	D2/858
D588,340 S *	3/2009	Bengyak	D2/858
2010/0024088 A1 *	2/2010	Griever	2/16

OTHER PUBLICATIONS

Atlanta Braves logo, retrieved on Apr. 15, 2010, from website
address: http://en.wikipedia.org/wiki/File:Atlanta_Braves.svg.

U.S. Appl. No. 29/341,864 Title: Glove with Tomahawk, inventor:
Christopher Edward Bengyak, filed Aug. 13, 2009.

U.S. Appl. No. 29/349,129 Title: Shirt, inventor: Christopher Edward
Bengyak, filed Mar. 10, 2010.

U.S. Appl. No. 29/349,117 Title: Sleeves, inventor: Christopher
Edward Bengyak, filed Mar. 10, 2010.

U.S. Appl. No. 29/349,131 Title: Shirt, inventor: Christopher Edward
Bengyak, filed Mar. 10, 2010.

* cited by examiner

Primary Examiner—Stella M Reid

Assistant Examiner—Rashida Johnson

(57) **CLAIM**

The ornamental design for pair of sleeves, as shown and
described.

DESCRIPTION

FIG. 1 is a front elevational view of pair of sleeves showing
my new design;

FIG. 2 is a top plan elevational view thereof;

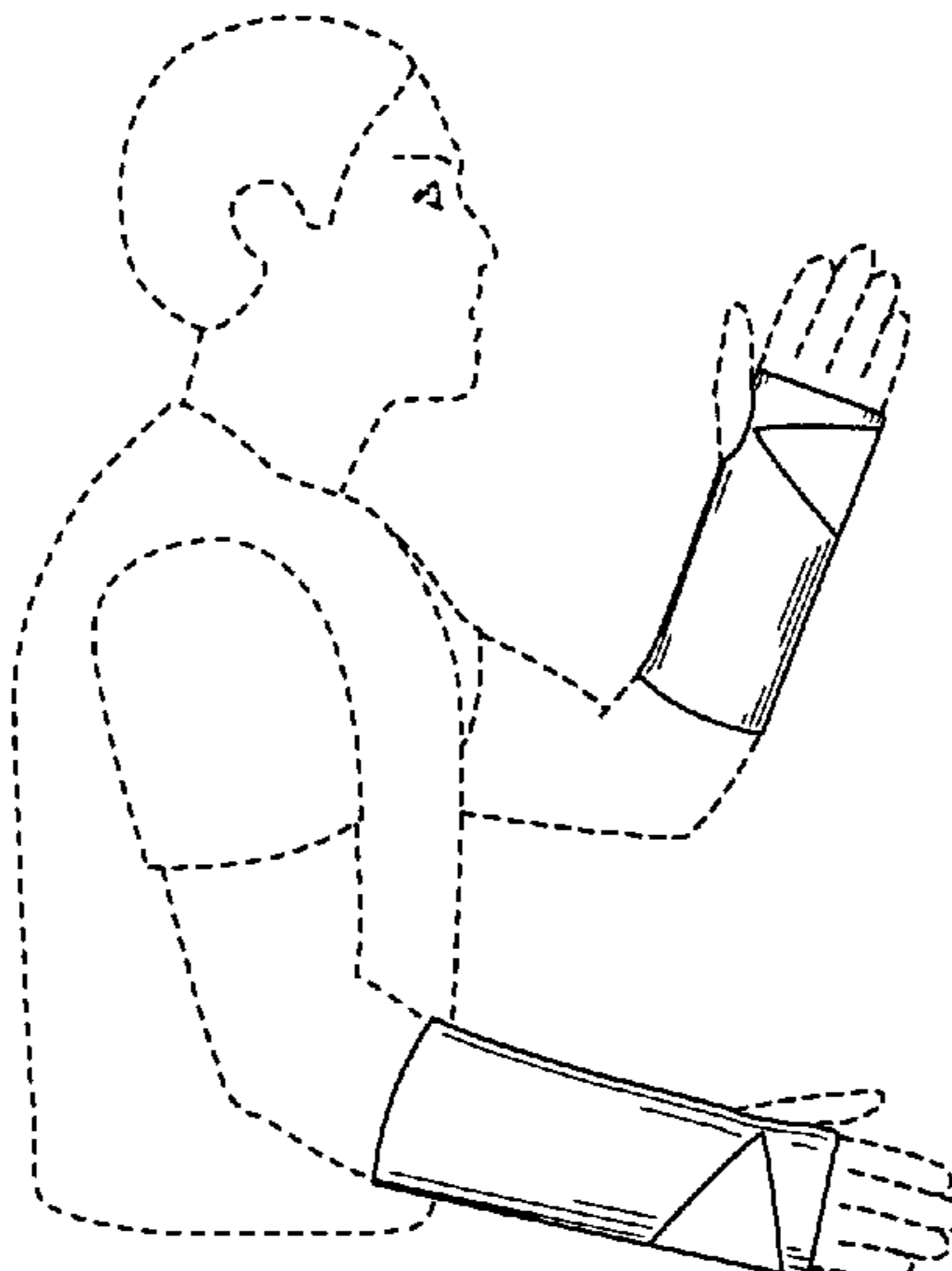
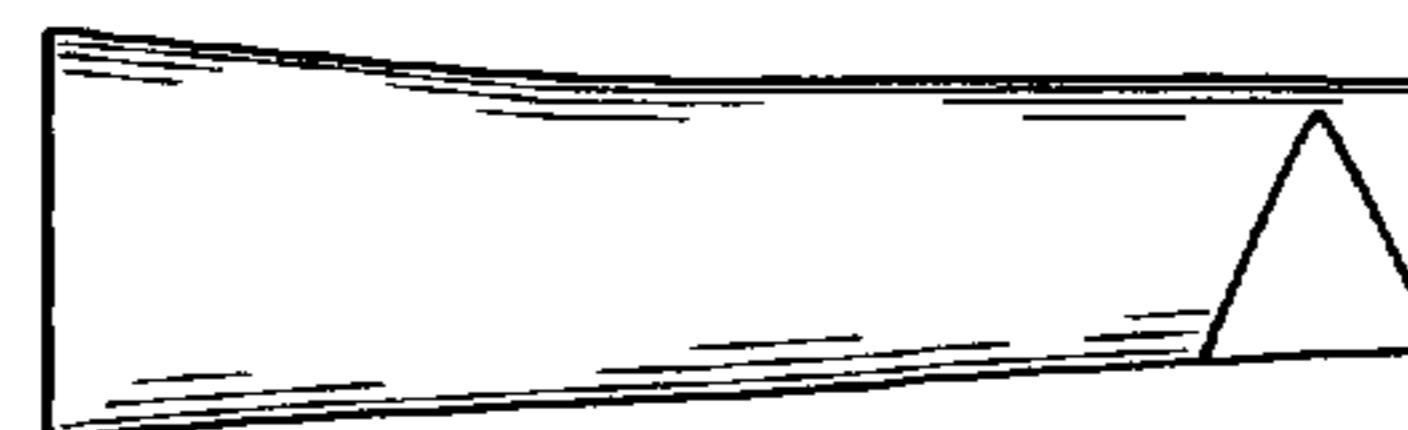
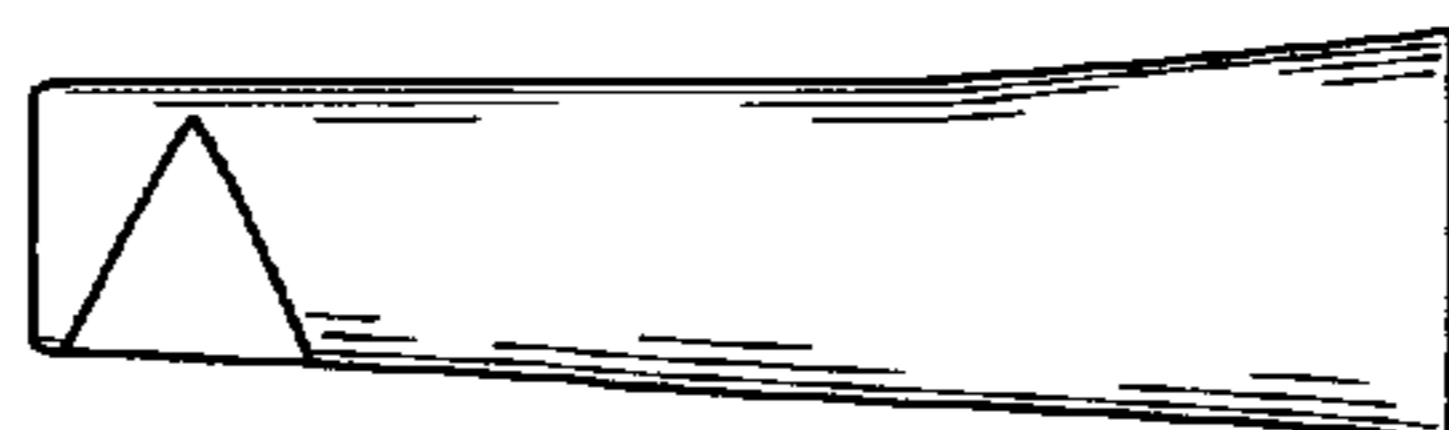
FIG. 3 is a bottom plan elevational view thereof;

FIG. 4 is a right side view thereof, shown in use; and,

FIG. 5 is a left side view thereof, shown in use.

The broken lines showing portions of the human form illus-
trate the design in use and form no part of the claim.

1 Claim, 2 Drawing Sheets






FIG. 1




FIG. 2




FIG. 3

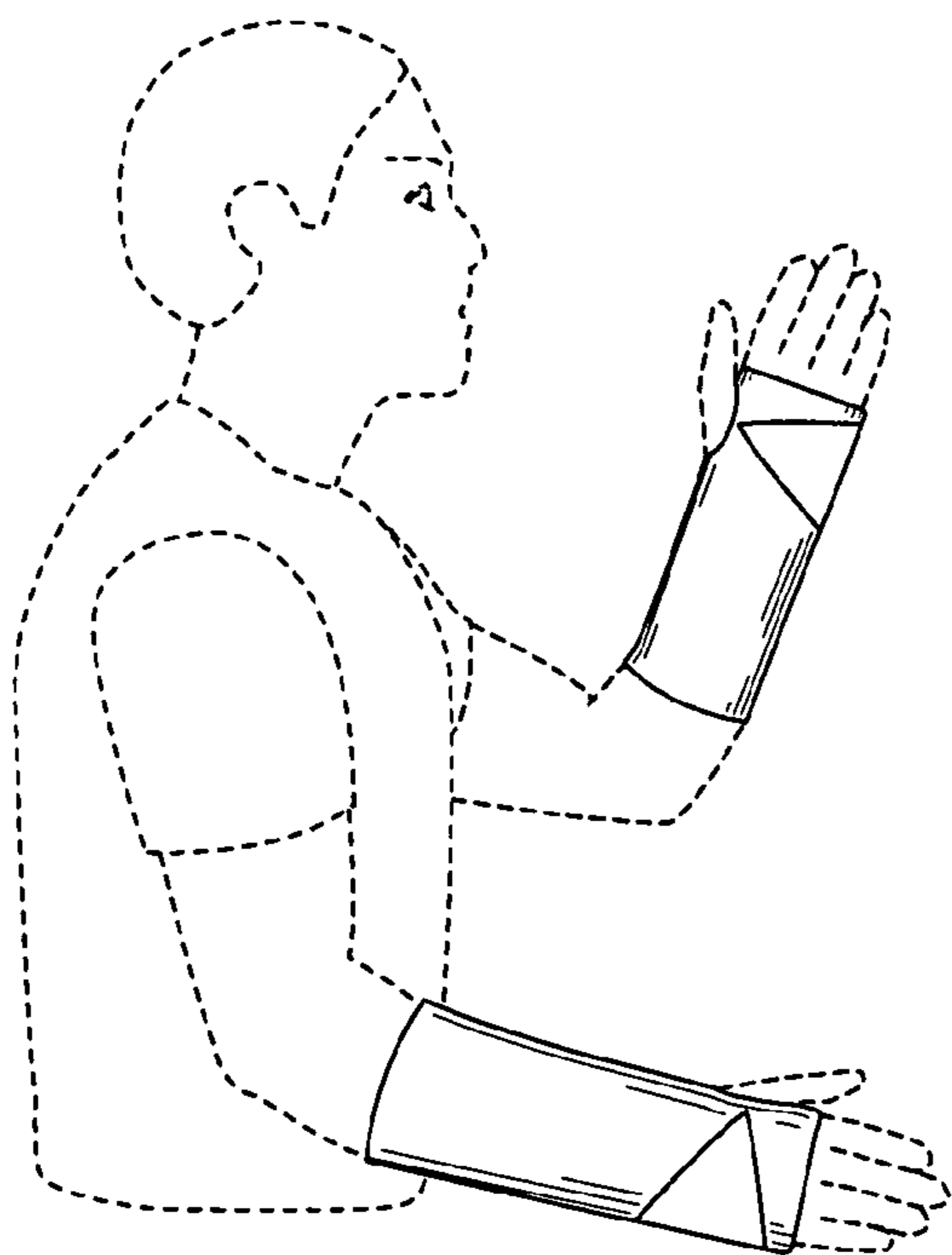


FIG. 4

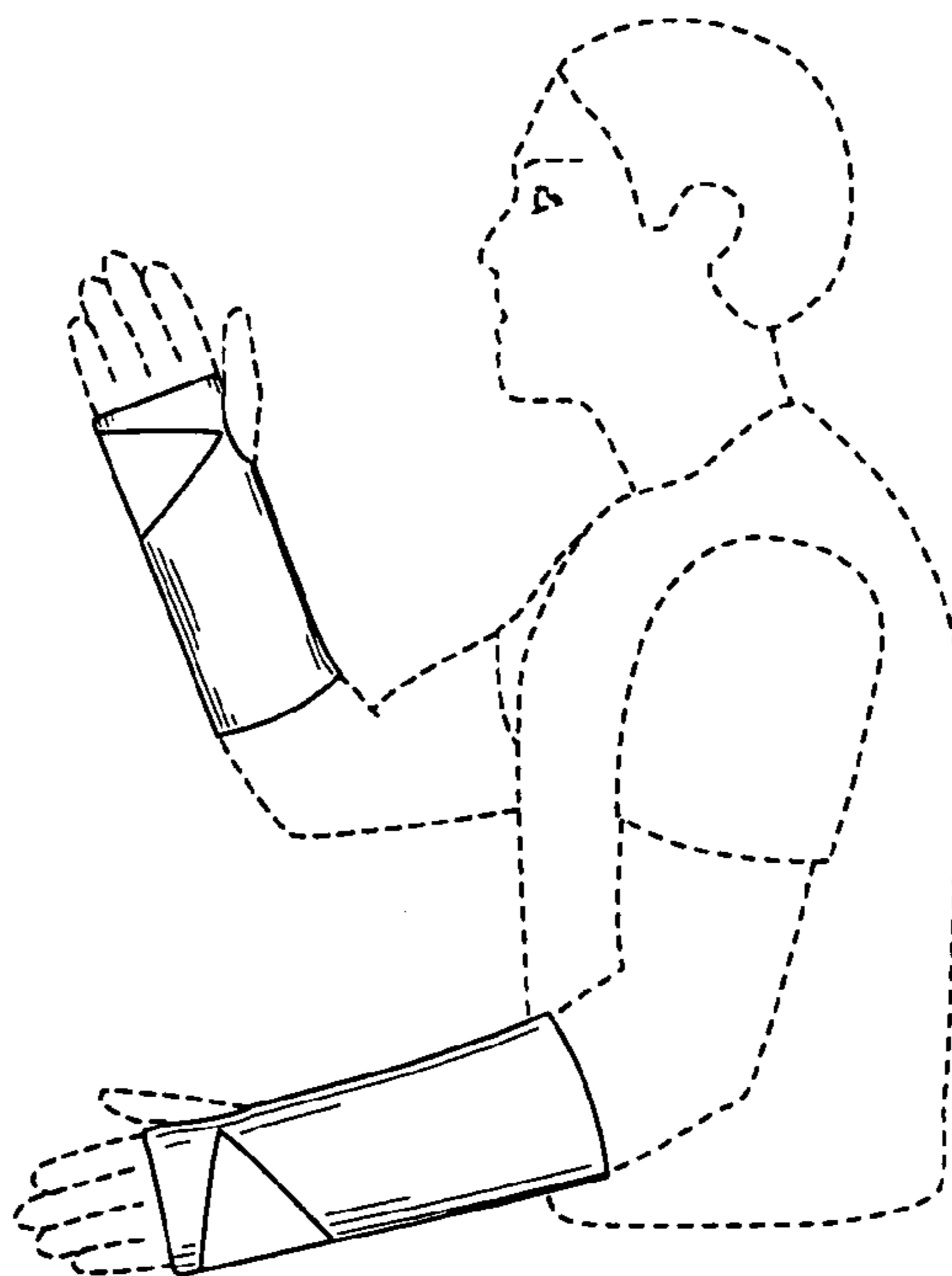


FIG. 5