



US00D628357S

(12) **United States Design Patent**
Bengyak

(10) **Patent No.:** **US D628,357 S**

(45) **Date of Patent:** **** Dec. 7, 2010**

(54) **PAIR OF GLOVES**

(76) Inventor: **Christopher Edward Bengyak**, 3030
10th Ct., Vero Beach, FL (US) 32960

(**) Term: **14 Years**

(21) Appl. No.: **29/370,194**

(22) Filed: **Jun. 14, 2010**

(51) **LOC (9) Cl.** **02-06**

(52) **U.S. Cl.** **D2/617**

(58) **Field of Classification Search** D2/610,
D2/612, 613, 614, 615, 616, 617, 618, 619,
D2/620, 621, 623; D20/33; D21/807; D24/190;
D28/63; D29/113, 116.2, 117.1, 117.2, 122,
D29/123; D32/40, 42, 43, 41; 2/162, 170,
2/455, 907, 917; 15/104.94, 107, 227; 40/586,
40/633; 224/219, 222, 237, 267
See application file for complete search history.

(56) **References Cited**

U.S. PATENT DOCUMENTS

D61,481 S *	9/1922	Rice	D2/623
1,630,730 A *	5/1927	Daugherty	116/35 R
D189,637 S *	1/1961	Stanton	D2/616
D617,976 S *	6/2010	Bengyak	D2/615
D618,431 S *	6/2010	Bengyak	D2/615
D620,679 S *	8/2010	Bengyak	D2/615
D621,584 S *	8/2010	Bengyak	D2/615

OTHER PUBLICATIONS

University of Alabama logo, retrieved Jul. 25, 2010, from website
address: <http://en.wikipedia.org/wiki/File:CrimsonTideAlogo.png>.
Atlanta Braves Logo, retrieved Jul. 25, 2010, from website address:
http://en.wikipedia.org/wiki/File:Atlanta_Braves_Insignia.svg.

Oakland Athletics logo, retrieved Jul. 25, 2010, from website
address: [http://en.wikipedia.org/wiki/
File:Oakland_Athletics_insignia.svg](http://en.wikipedia.org/wiki/File:Oakland_Athletics_insignia.svg).

* cited by examiner

Primary Examiner—Elizabeth A Albert
Assistant Examiner—Karen E Eldridge Powers

(57) **CLAIM**

The ornamental design for a pair of gloves, as shown and
described.

DESCRIPTION

Cross-Reference to Related Applications: A design patent
application entitled, "Pair of Gloves," filed by Christopher
Edward Bengyak, U.S. application Ser. No. 29/370,091 filed
Jun. 4, 2010.

FIG. 1 is an elevational palm-side view of a right hand glove
according to the present invention;

FIG. 2 is an elevational backhand view of the glove of FIG. 1
according to the present invention;

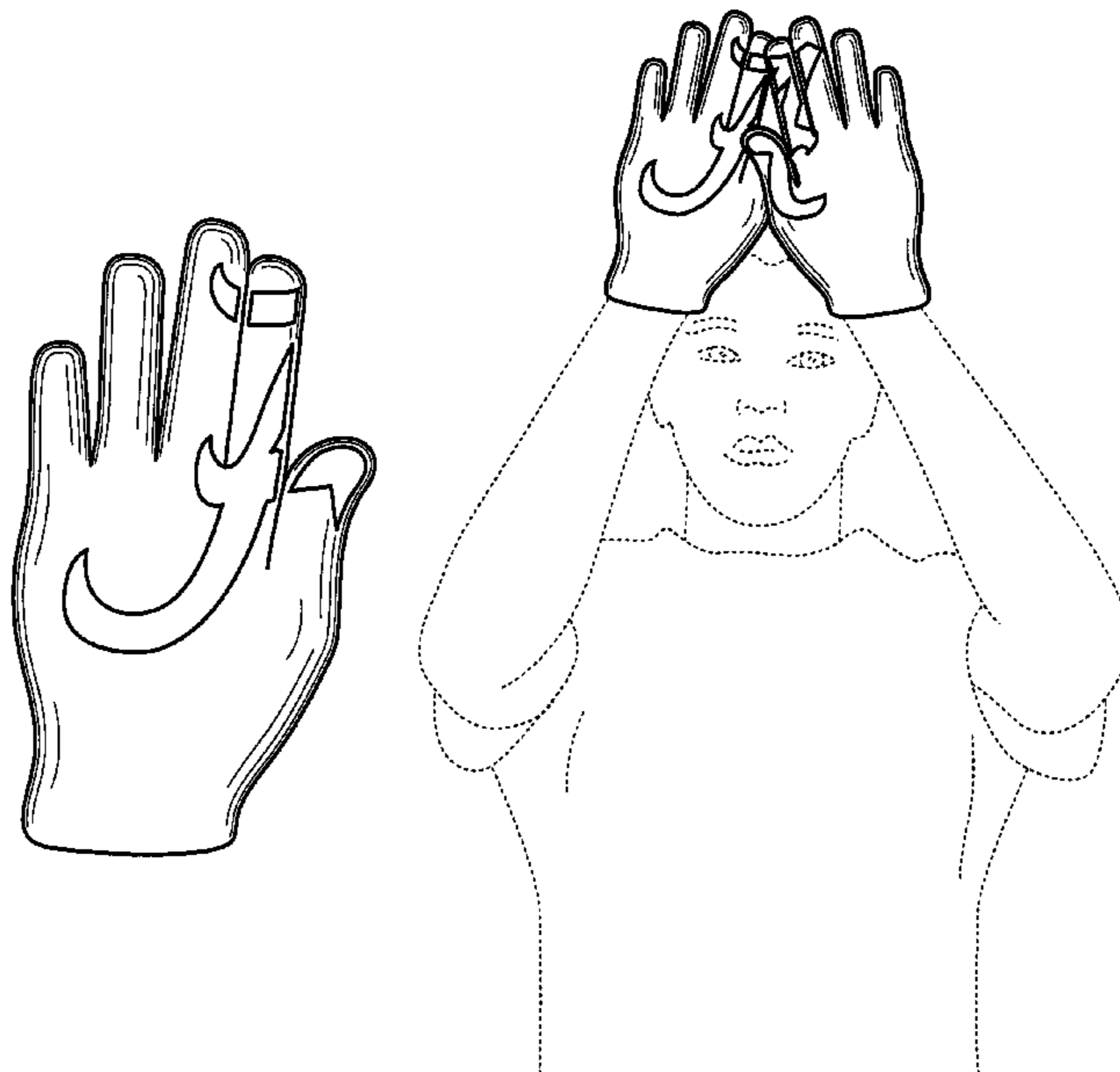
FIG. 3 is an elevational palm-side view of a left hand glove
according to the present invention;

FIG. 4 is an elevational backhand view of the glove of FIG. 3
according to the present invention; and,

FIG. 5 is an elevational palm-side view of the glove of FIGS.
1 and 2 and the glove of FIGS. 3 and 4, being worn by a user
according to the present invention.

The right-hand glove of FIGS. 1-2 and the left-hand glove of
FIGS. 3-4 are shown separately from one another for ease of
illustration. The person shown in broken lines in FIG. 5 illus-
trates the claimed design in use. The broken-line subject
matter forms no part of the claim.

1 Claim, 3 Drawing Sheets






FIG. 1




FIG. 2

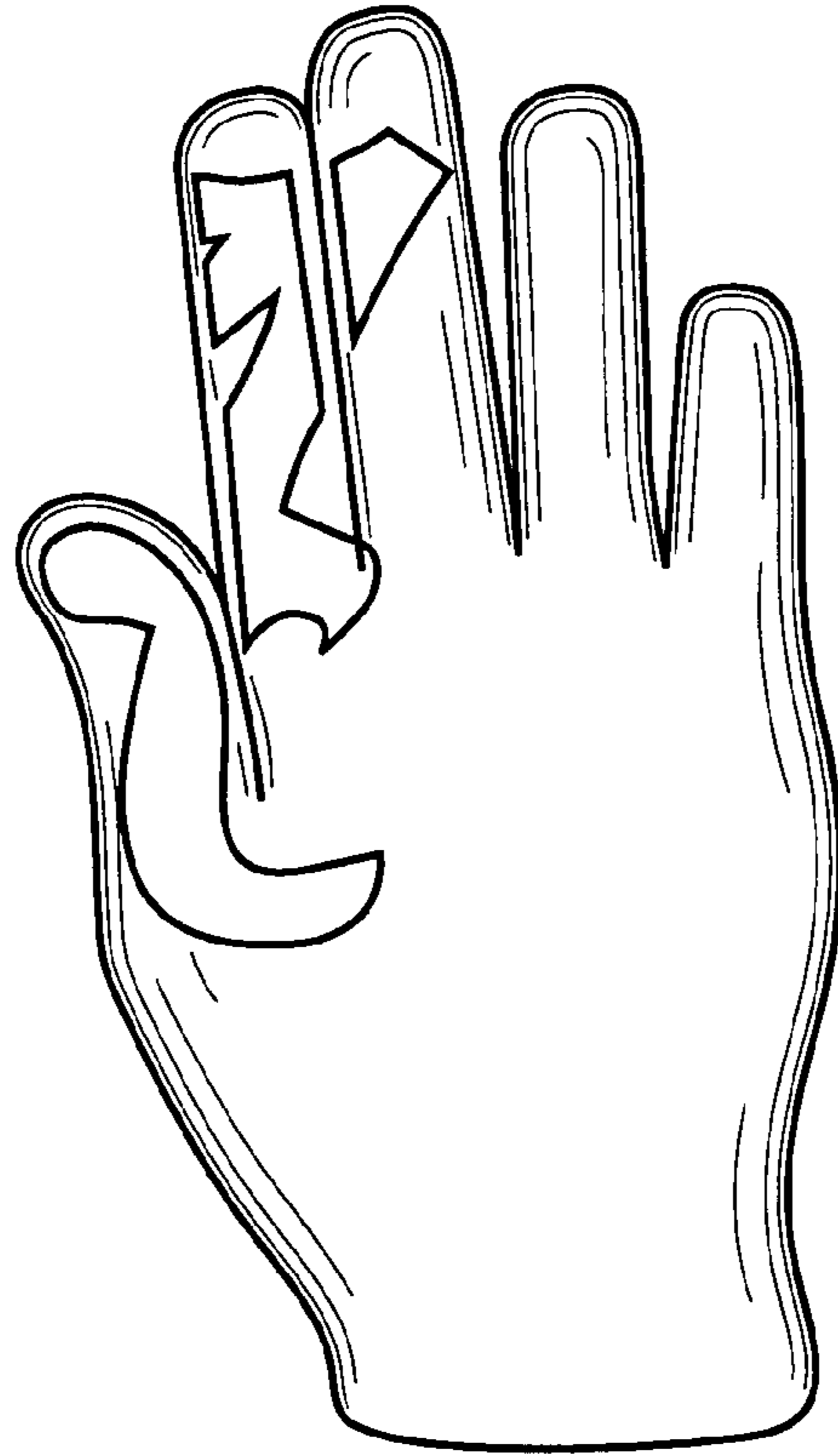


FIG. 3




FIG. 4




FIG. 5