



US00D628356S

(12) **United States Design Patent**
Bengyak

(10) **Patent No.:** **US D628,356 S**

(45) **Date of Patent:** **** Dec. 7, 2010**

(54) **GLOVES**

(76) **Inventor:** **Christopher Edward Bengyak**, 3030
10th Ct., Vero Beach, FL (US) 32960

(**) **Term:** **14 Years**

(21) **Appl. No.:** **29/349,282**

(22) **Filed:** **Mar. 22, 2010**

(51) **LOC (9) Cl.** **02-06**

(52) **U.S. Cl.** **D2/615**

(58) **Field of Classification Search** D2/610-623;
D29/113, 118, 119; 2/158, 159, 161.3, 161.4,
2/161.8; 15/227, 104, 94; D21/153, 157,
D21/159, 168, 100; D20/10, 23, 25, 29
See application file for complete search history.

(56) **References Cited**

U.S. PATENT DOCUMENTS

1,624,429	A *	4/1927	Palmer	2/162
1,630,730	A *	5/1927	Daugherty	116/35 R
D295,640	S *	5/1988	Breault	D10/109
D364,742	S *	12/1995	Wells	D4/138
D427,278	S *	6/2000	Lin	D23/202
D464,376	S *	10/2002	Zimmerman	D20/33
6,976,274	B1 *	12/2005	Dufresne	2/161.6
D529,526	S *	10/2006	Gringer et al.	D15/147
D609,428	S *	2/2010	Bengyak	D2/615
2004/0098894	A1 *	5/2004	Thomas	40/586

OTHER PUBLICATIONS

Philadelphia Eagles logo, retrieved on Apr. 11, 2010, from webstie:
http://en.wikipedia.org/wiki/File:Philadelphia_Eagles_helmet_rightface.png.

U.S. Appl. No. 29/349,281, entitled Gloves, filed Mar. 22, 2010,
inventor: Christopher Edward Bengyak.

* cited by examiner

Primary Examiner—Raphael Barkai
Assistant Examiner—Randall Gholson

(57) **CLAIM**

The ornamental design for gloves, as shown and described.

DESCRIPTION

FIG. 1 is an elevational backhand view of a right hand glove
according to the present invention;

FIG. 2 is an elevational palm-side view of the glove of FIG. 1
according to the present invention;

FIG. 3 is an elevational backhand view of a left hand glove
according to the present invention;

FIG. 4 is an elevational palm-side view of the glove of FIG. 3
according to the present invention; and,

FIG. 5 is an elevational backhand view of the glove of FIGS.
1 and 2 and the glove of FIGS. 3 and 4, being worn by a user
according to the present invention.

The broken lines showing the gloves in use are included for
the purpose of illustration and form no part of the claimed
design.

1 Claim, 3 Drawing Sheets



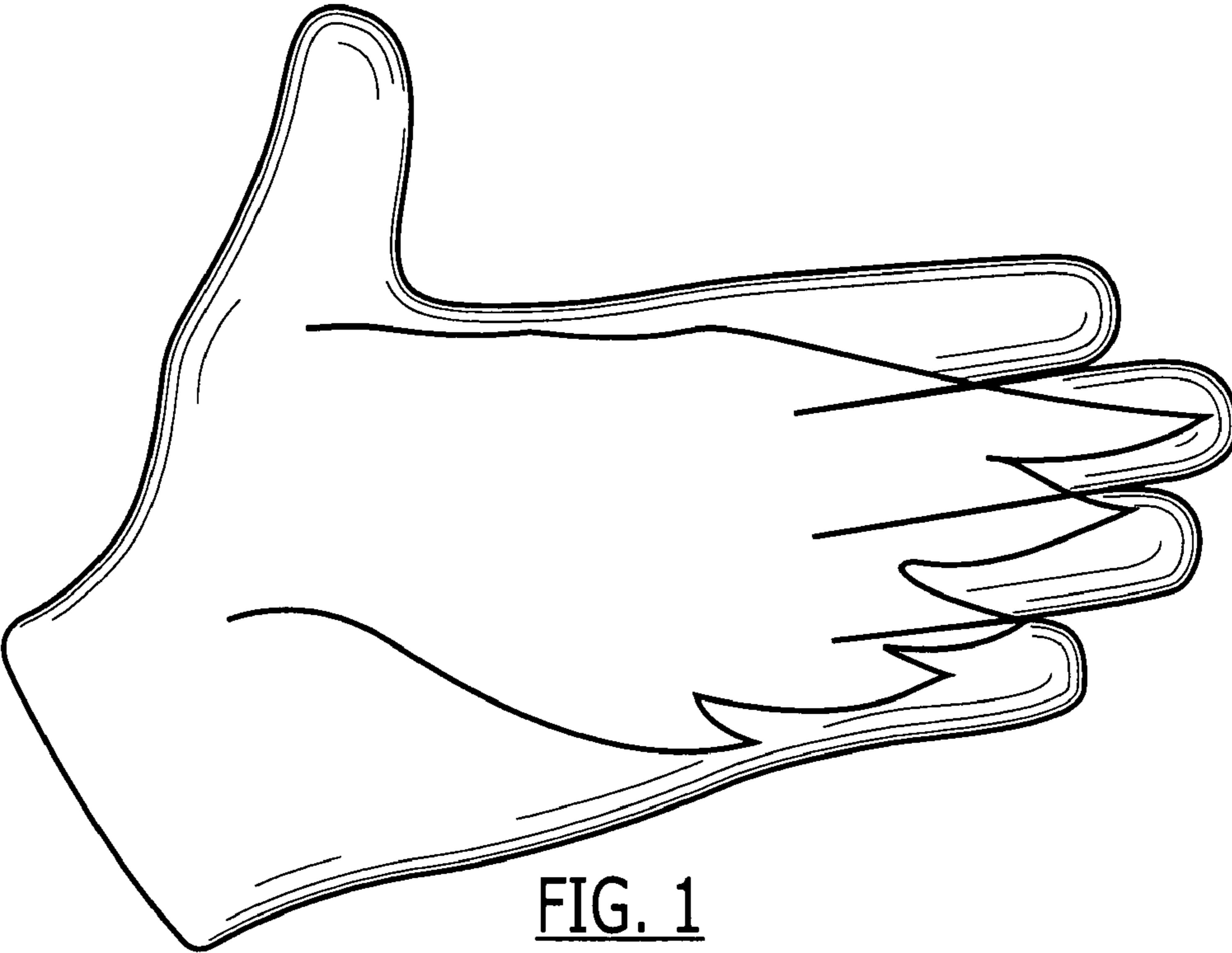


FIG. 1

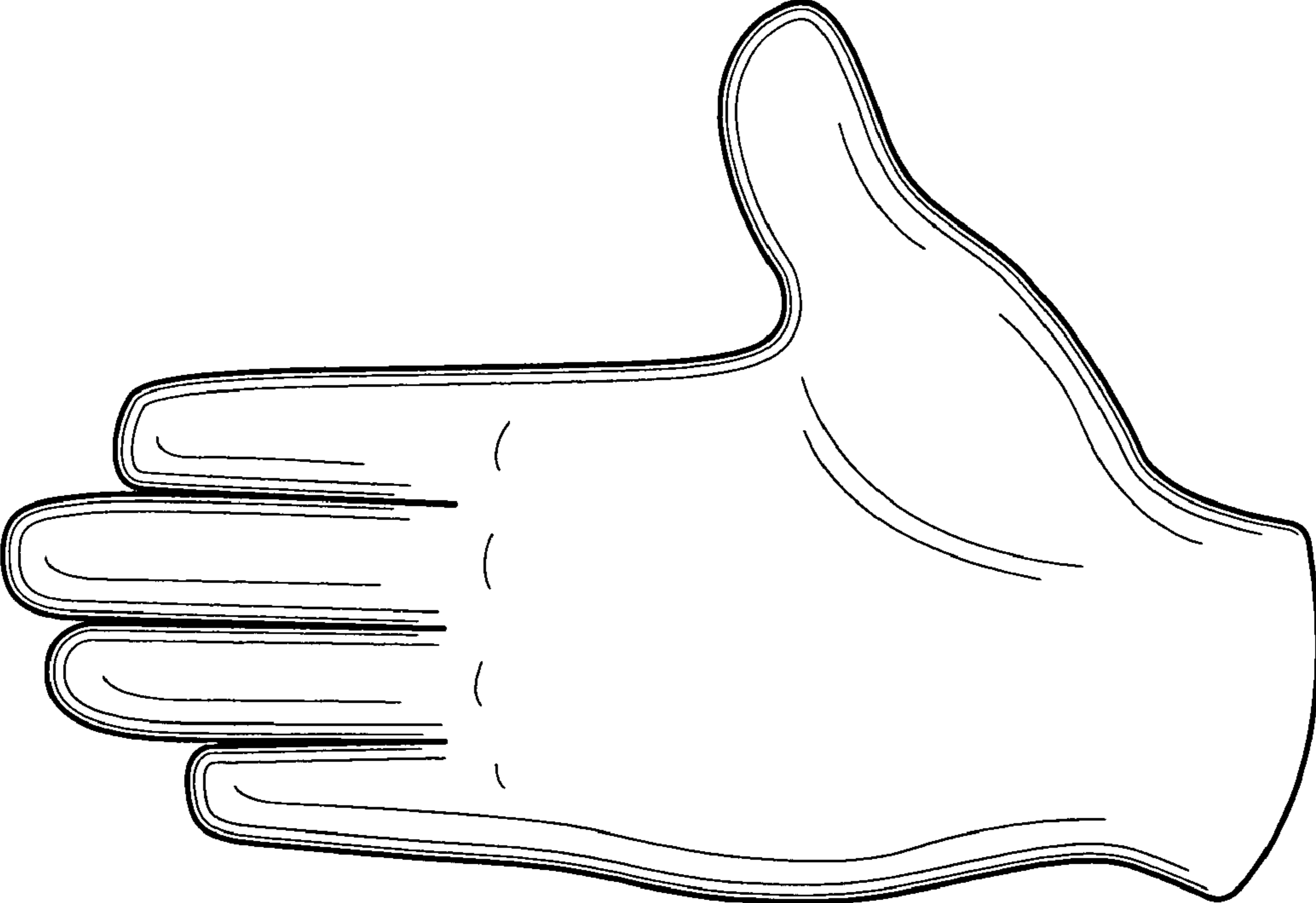


FIG. 2

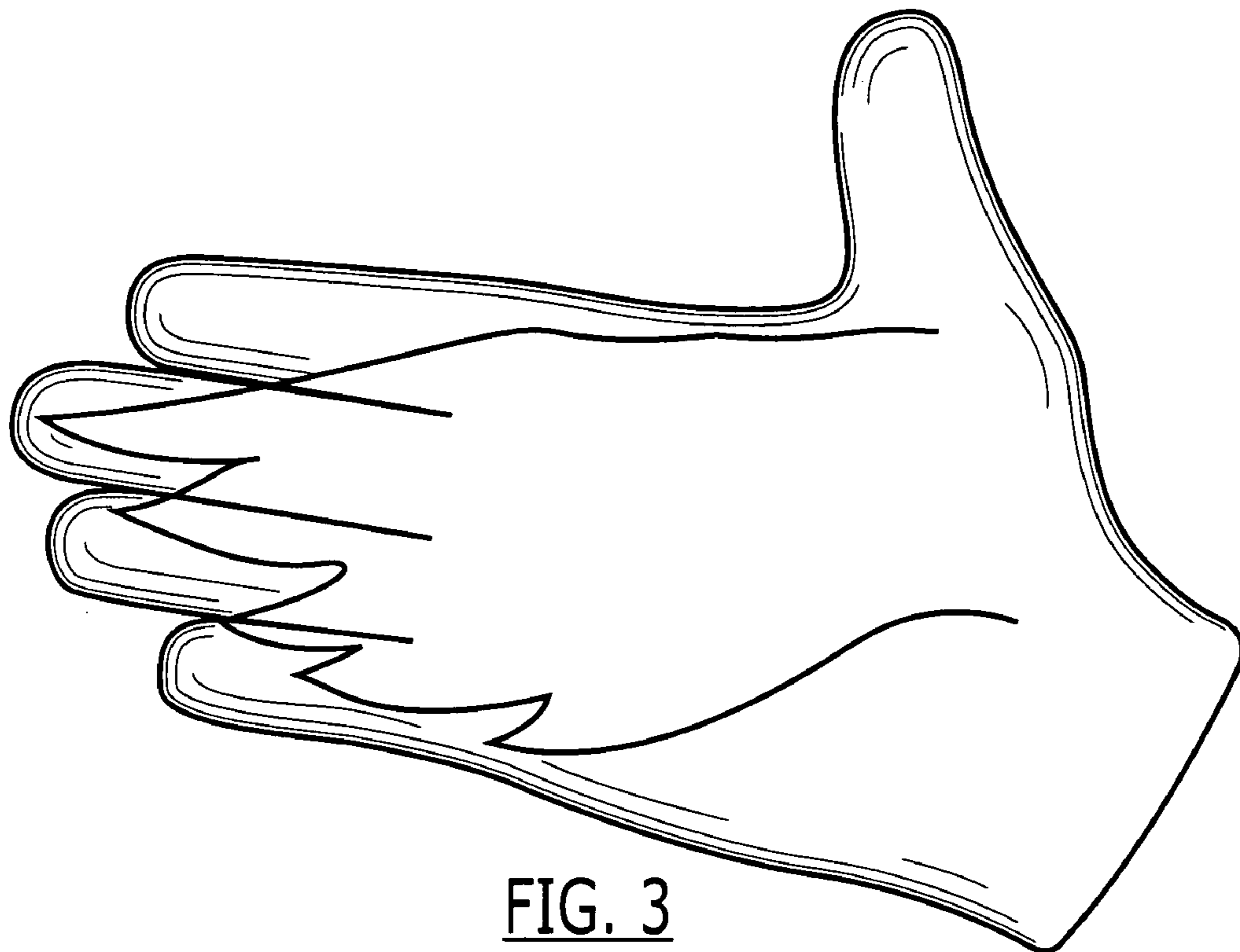


FIG. 3

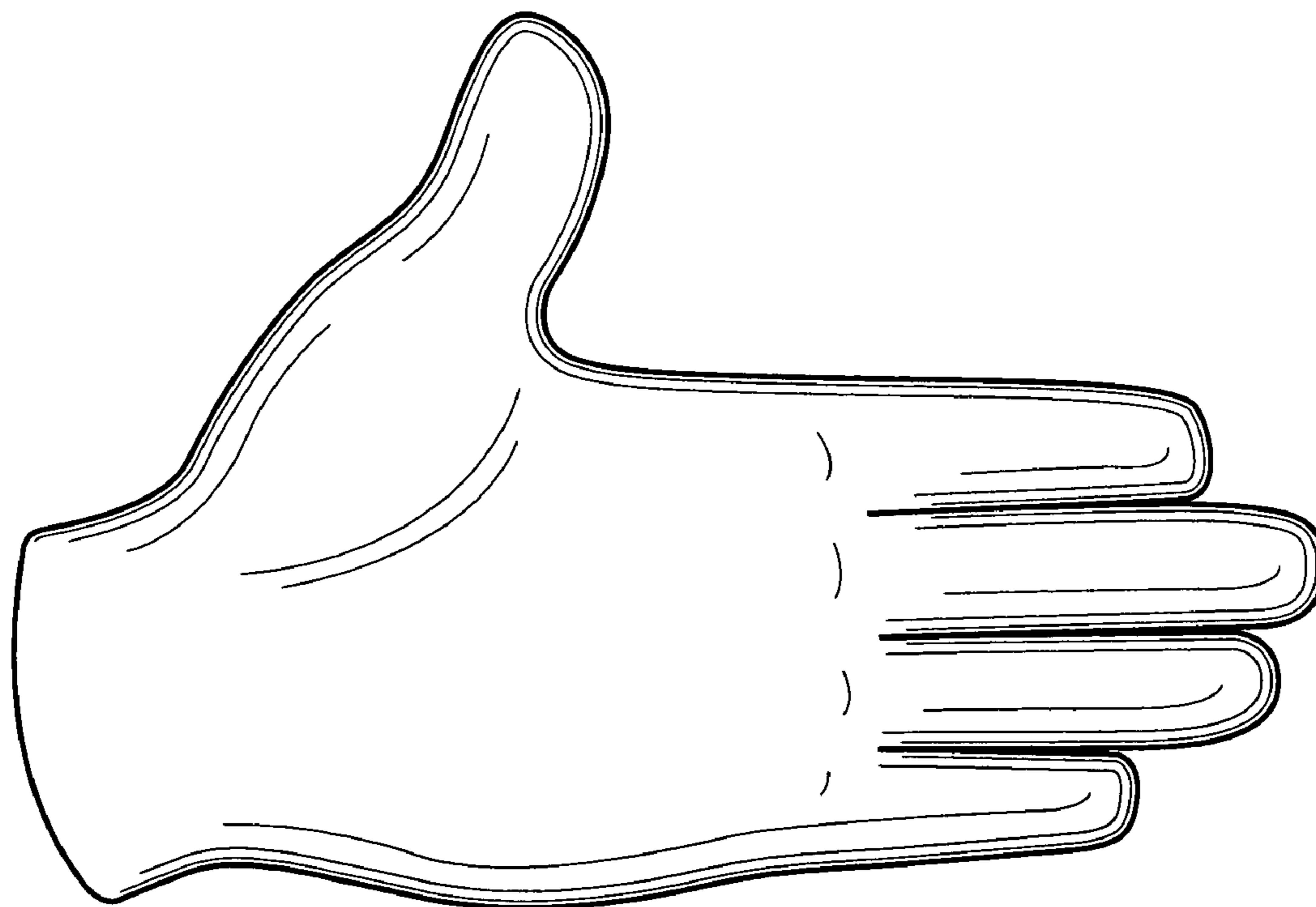


FIG. 4

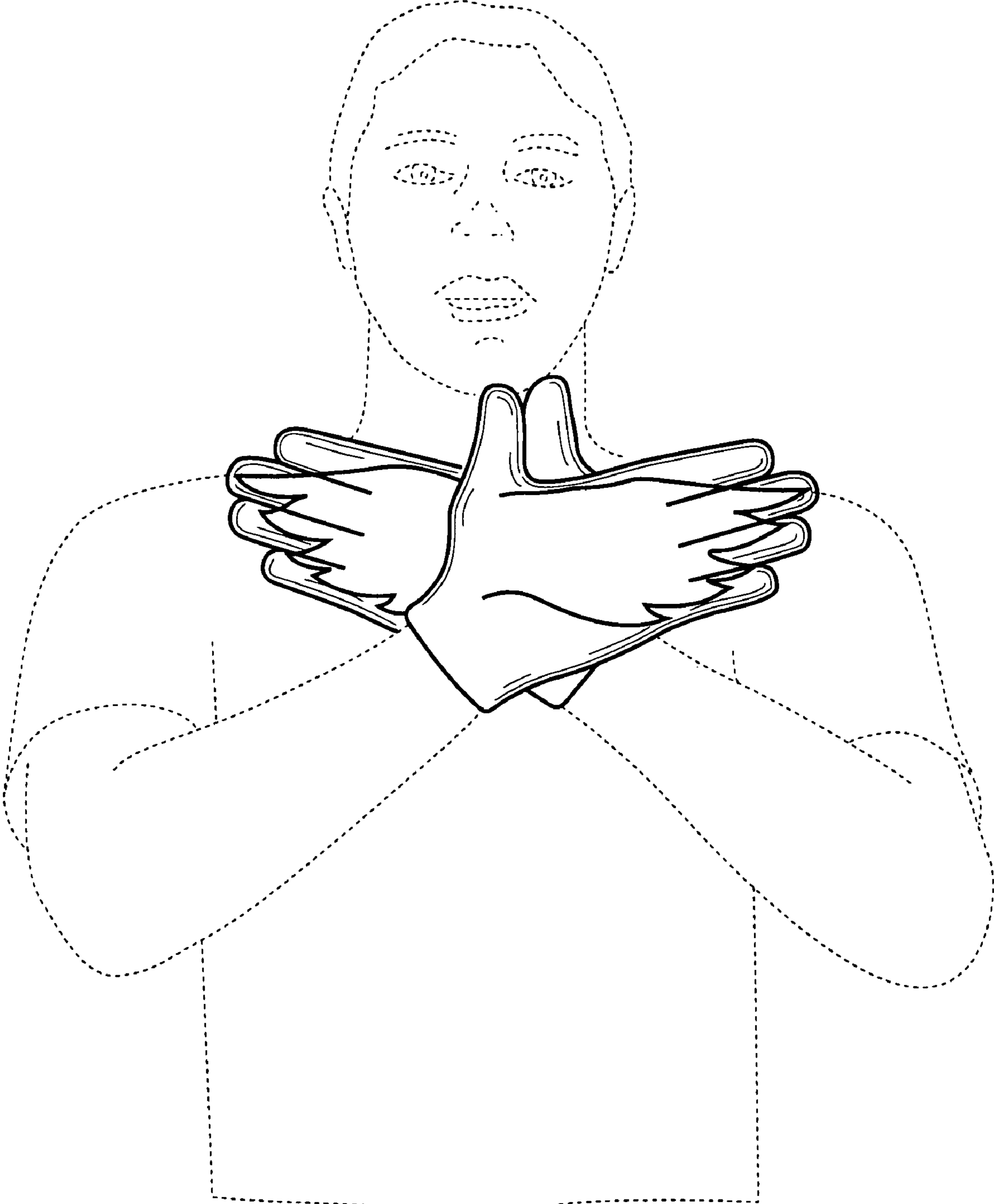


FIG. 5