

US00D628298S

(12) **United States Design Patent**
Rubio

(10) **Patent No.:** **US D628,298 S**

(45) **Date of Patent:** **** Nov. 30, 2010**

(54) **CUSHIONED SUPPORT DEVICE**

(76) **Inventor:** **Ilse Rubio**, P.O. Box 93064, Los Angeles, CA (US) 90093

(**) **Term:** **14 Years**

(21) **Appl. No.:** **29/316,813**

(22) **Filed:** **Nov. 4, 2009**

Related U.S. Application Data

(63) Continuation-in-part of application No. 12/218,747, filed on Jul. 17, 2008, now abandoned.

(51) **LOC (9) Cl.** **24-01**

(52) **U.S. Cl.** **D24/183; D6/601**

(58) **Field of Classification Search** D24/178, D24/183-184, 188, 190, 200; D6/595-599, D6/601, 604; 5/620-621, 630, 632, 636-639, 5/645, 648, 652, 655, 735; 128/845-846; 297/452.1; 602/20; 607/109; 112/475.05
See application file for complete search history.

(56) **References Cited**

U.S. PATENT DOCUMENTS

D35,497	S	*	12/1901	DiPilla	D6/604
D261,681	S	*	11/1981	Chandler	D24/183
4,375,112	A	*	3/1983	Leonhart	5/639
4,557,260	A	*	12/1985	Reyes, Jr.	5/648
D282,427	S	*	2/1986	O'Sullivan	D6/601
D284,139	S	*	6/1986	Ko	D6/604
D298,198	S	*	10/1988	O'Sullivan	D6/601
D339,949	S	*	10/1993	Wei et al.	D6/601
5,279,237	A	*	1/1994	Alivizatos	112/475.05
D346,296	S	*	4/1994	Sereboff	D6/601
D364,464	S	*	11/1995	Gigante et al.	D24/183
D372,829	S	*	8/1996	Sirey	D6/601
D375,557	S	*	11/1996	Dixon	D24/183
D381,233	S	*	7/1997	Torbik	D6/601
D383,026	S	*	9/1997	Torbik	D6/601

D404,237	S	*	1/1999	Boyd	D6/601
D445,505	S	*	7/2001	Shapiro	D24/183
6,408,468	B1	*	6/2002	Comfort	5/636
D484,727	S	*	1/2004	Haywood	D6/601
6,857,150	B2	*	2/2005	Matthews Brown et al.	5/655
D504,269	S	*	4/2005	Faircloth	D6/601
6,931,682	B2	*	8/2005	Kruger, Jr.	5/645
6,934,988	B1	*	8/2005	Wetzler et al.	5/621
7,194,778	B2	*	3/2007	Riach	5/735
D576,438	S	*	9/2008	Pearl	D6/601
7,426,762	B2	*	9/2008	Dazzi	5/632
D578,220	S	*	10/2008	Ebarb	D24/184
D583,180	S	*	12/2008	Haile	D6/601
D587,506	S	*	3/2009	Chernev	D6/601
D592,753	S	*	5/2009	Jacinto	D24/183
7,636,967	B1	*	12/2009	Stokes	5/620
2005/0257321	A1	*	11/2005	Kruger, Jr.	5/636

* cited by examiner

Primary Examiner—T. Chase Nelson

Assistant Examiner—Mark Cavanna

(57) **CLAIM**

The ornamental design for a cushioned support device, as shown and described.

DESCRIPTION

FIG. 1 is a front perspective view of a cushioned support device showing my new design;

FIG. 2 is a rear perspective view thereof;

FIG. 3 is a left side elevational view thereof;

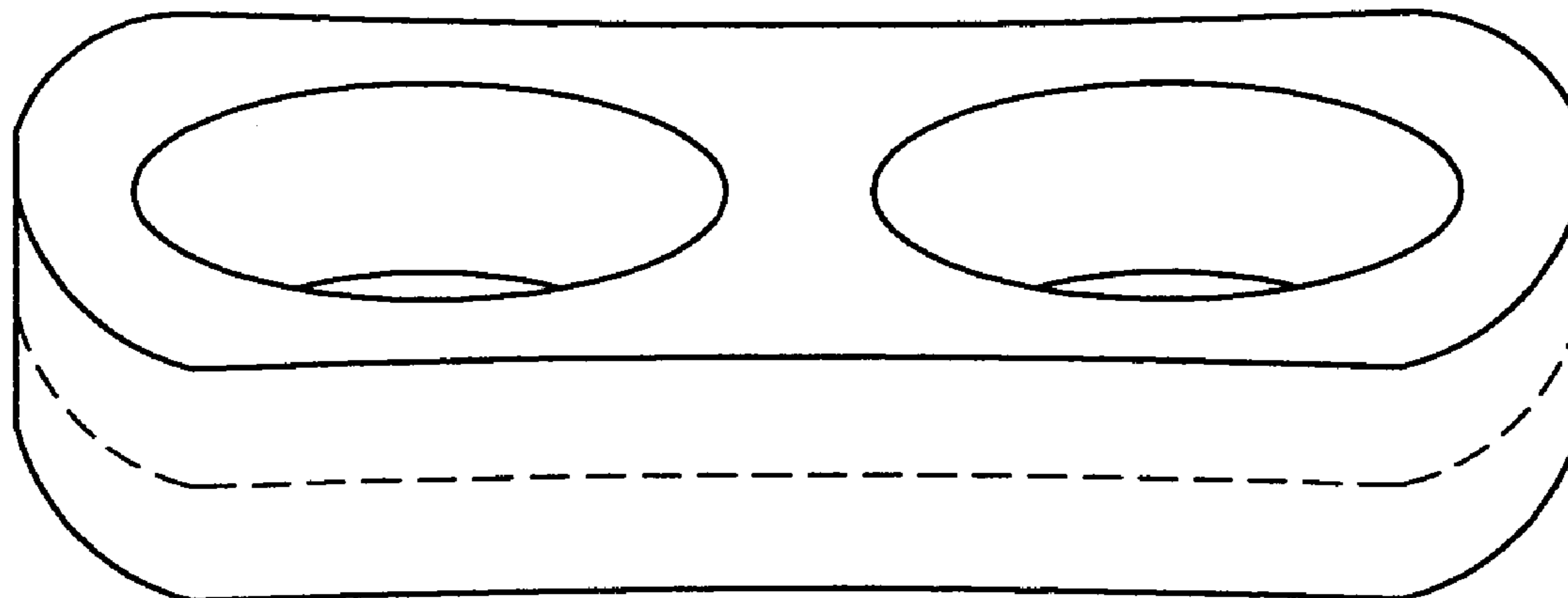
FIG. 4 is a right side elevational view thereof;

FIG. 5 is a top plan view thereof; and,

FIG. 6 is a bottom plan view thereof.

The broken lines are included for the purpose of illustrating portions of the cushioned support device that form no part of the claimed design.

1 Claim, 3 Drawing Sheets



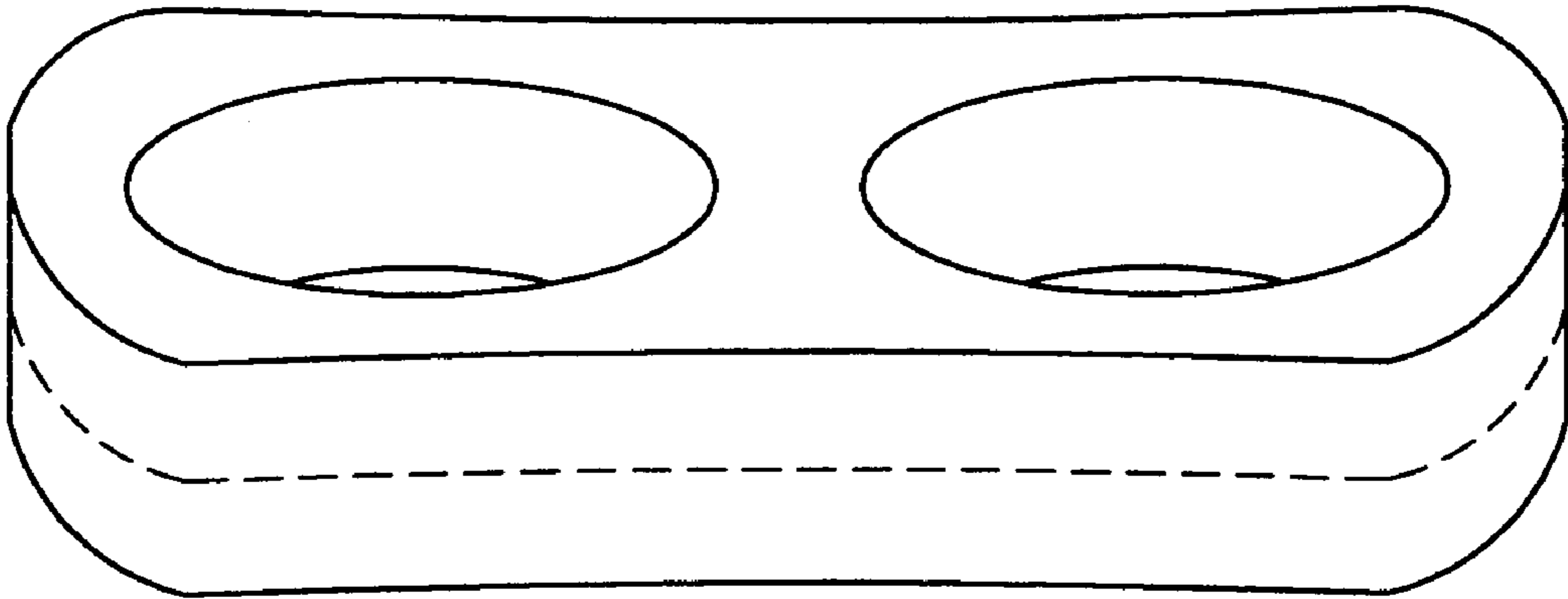


FIG. 1

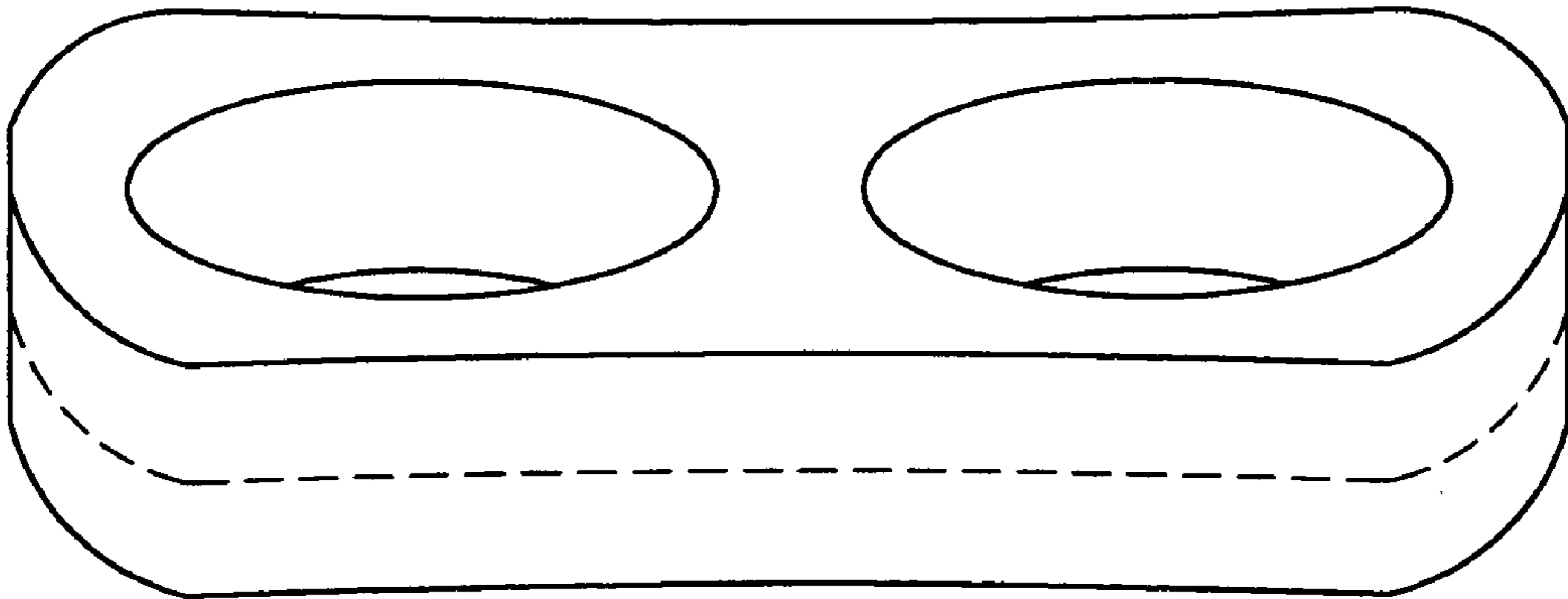


FIG. 2

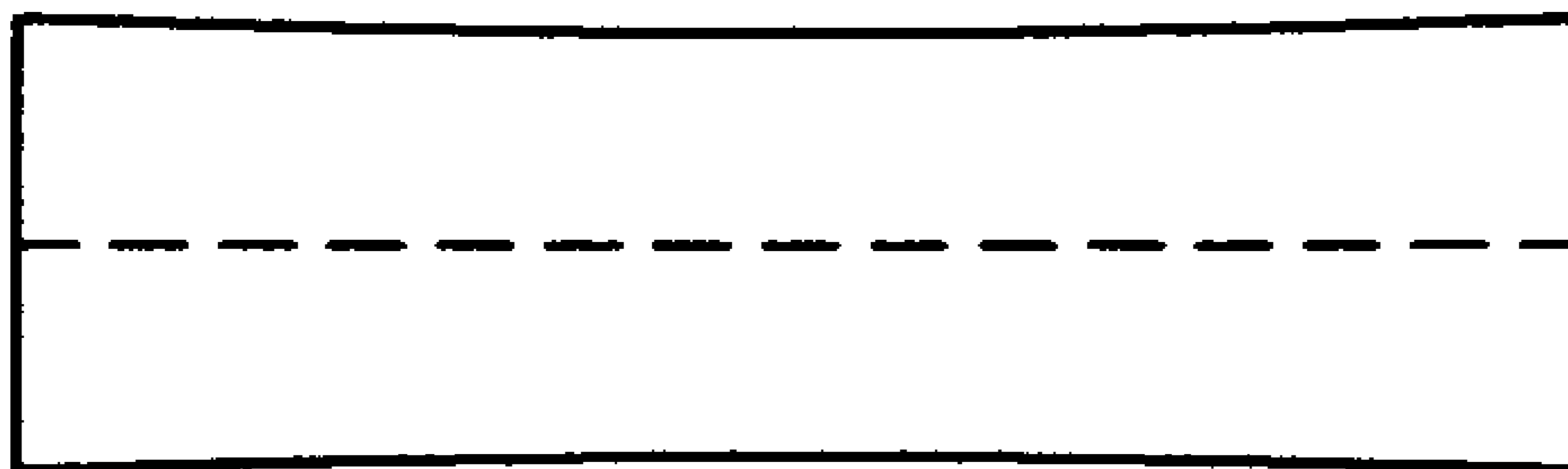


FIG. 3

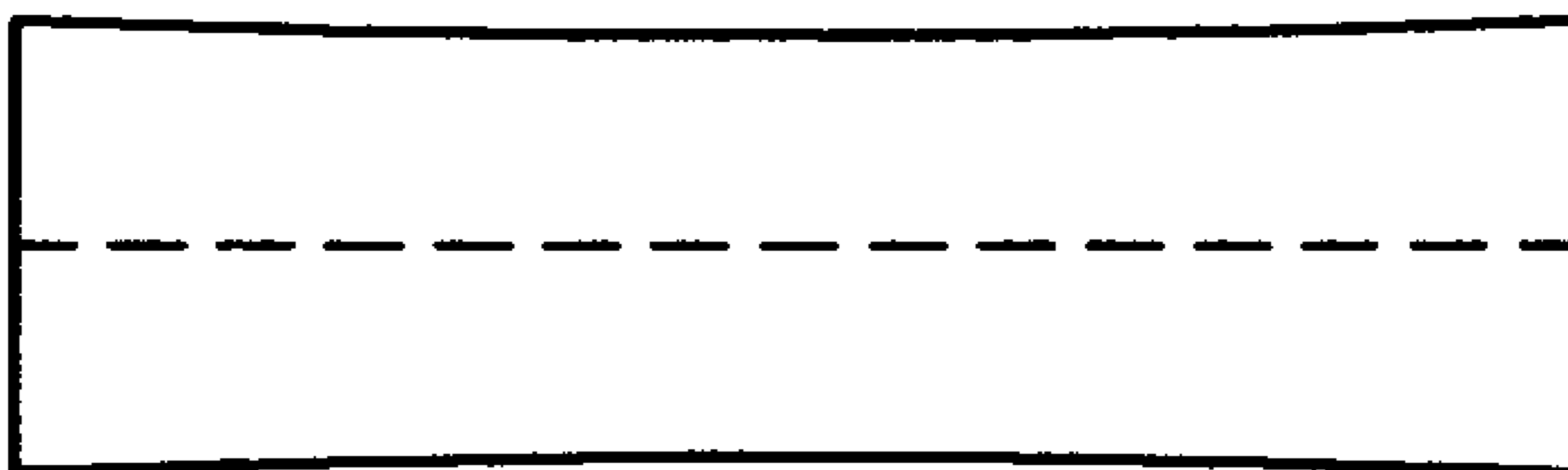


FIG. 4

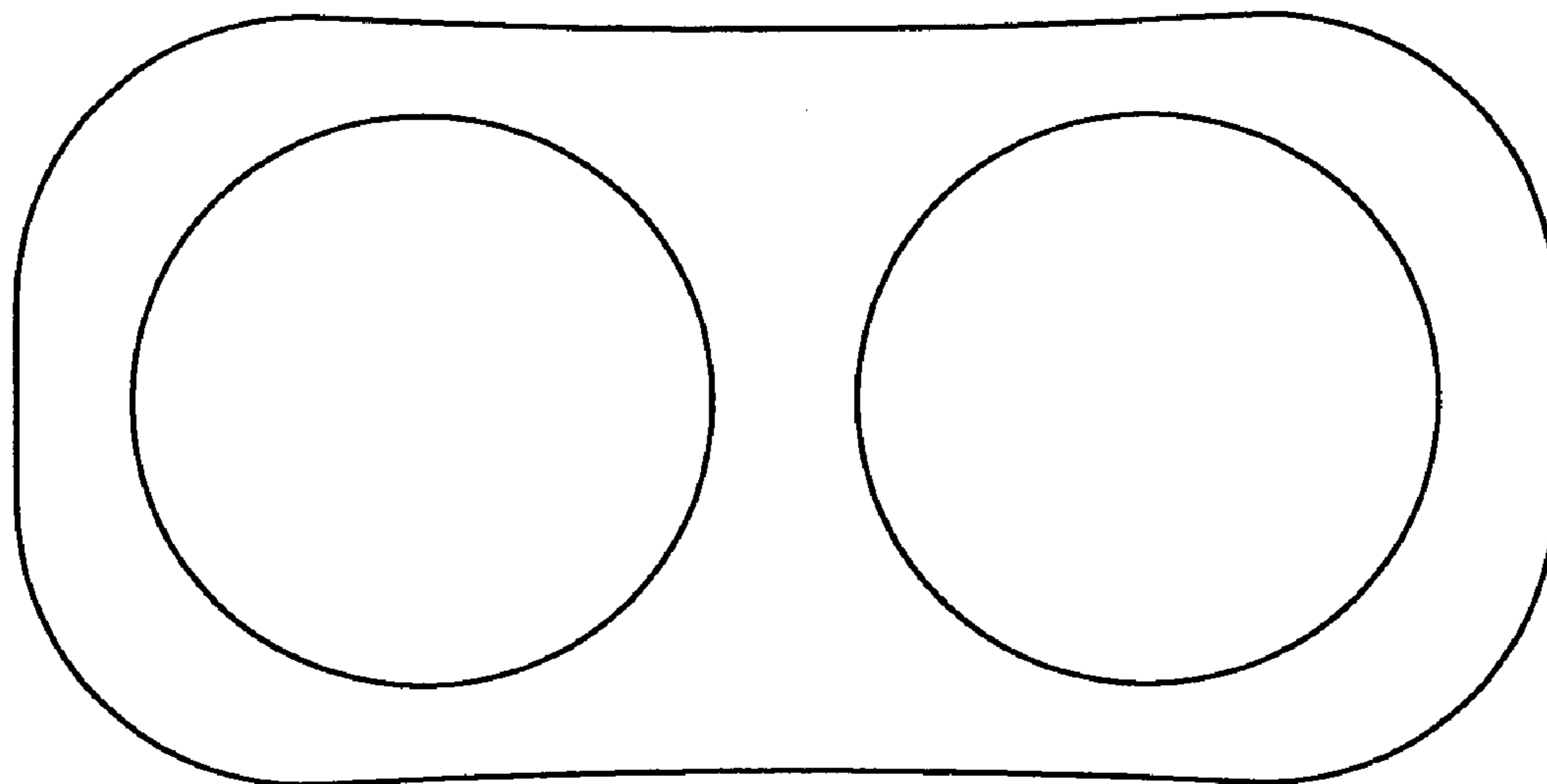


FIG. 5

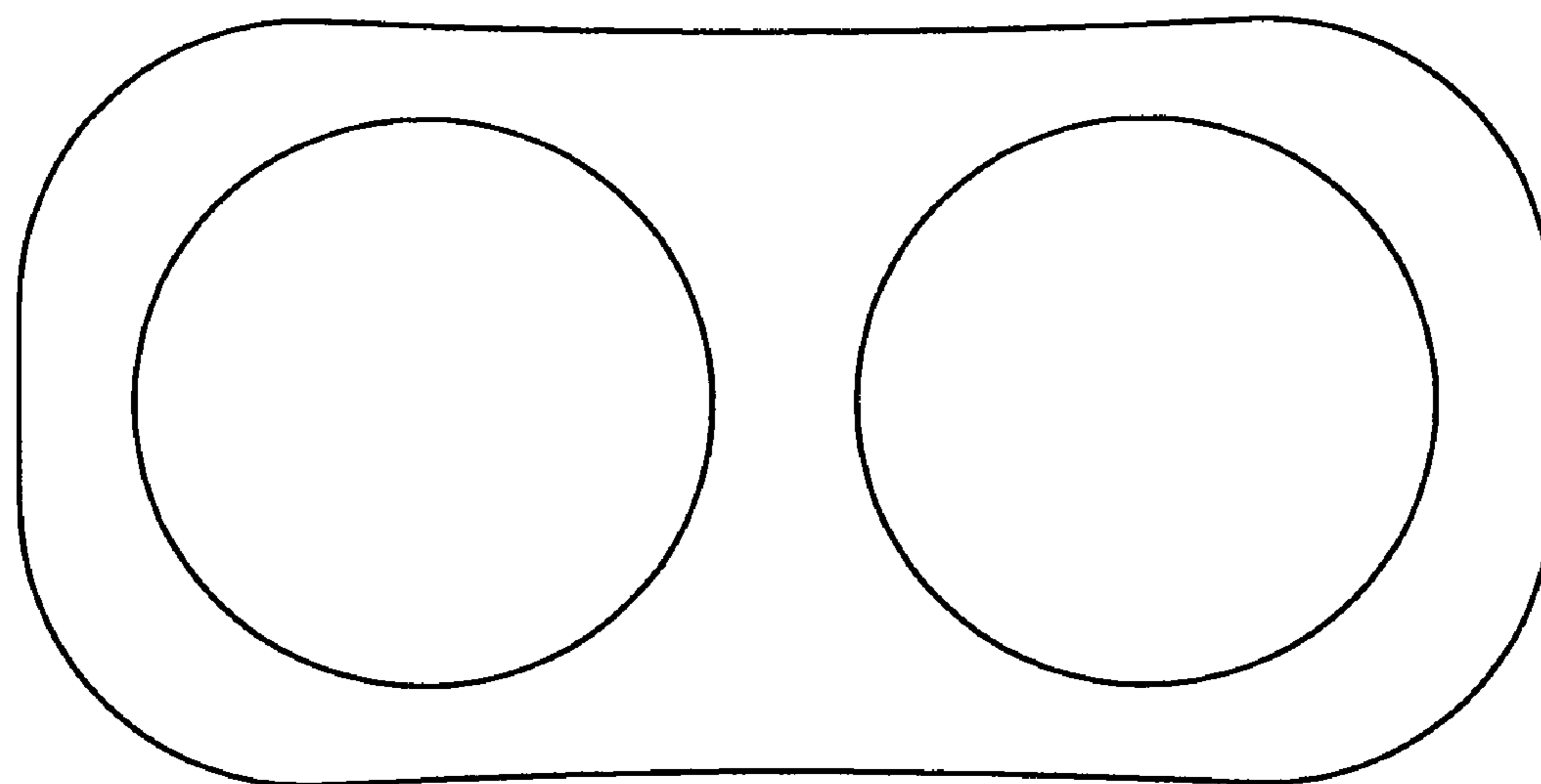


FIG. 6