



US00D628262S

(12) **United States Design Patent**  
**Ballard**

(10) **Patent No.:** **US D628,262 S**

(45) **Date of Patent:** **\*\* Nov. 30, 2010**

(54) **GUNSIGHT BODY**

(76) Inventor: **Marlin Daniel Ballard**, 4900 W.  
William Cannon, Austin, TX (US) 78749

(\*\*) Term: **14 Years**

(21) Appl. No.: **29/349,303**

(22) Filed: **Mar. 23, 2010**

**Related U.S. Application Data**

(63) Continuation-in-part of application No. 29/314,698,  
filed on Apr. 20, 2009, now Pat. No. Des. 605,247.

(51) **LOC (9) Cl.** ..... **22-01**

(52) **U.S. Cl.** ..... **D22/110**

(58) **Field of Classification Search** ..... D22/108–110,  
D22/199; D16/130, 132, 133, 134, 330;  
359/359, 399, 744, 823; 42/111, 119, 122,  
42/133

See application file for complete search history.

(56) **References Cited**

**U.S. PATENT DOCUMENTS**

6,360,471	B1	3/2002	Stein	
6,779,290	B1 *	8/2004	Houtsma	42/148
7,040,027	B1	5/2006	Schaeffer et al.	
7,356,962	B2 *	4/2008	Swan	42/147
D602,110	S	10/2009	Ballard	
D602,111	S	10/2009	Ballard	
D602,112	S	10/2009	Ballard	
D602,113	S	10/2009	Ballard	

D602,114	S	10/2009	Ballard
D602,115	S	10/2009	Ballard
D603,928	S	11/2009	Ballard
D605,247	S	12/2009	Ballard
D606,159	S	12/2009	Ballard
2009/0049734	A1	2/2009	Storch et al.
2009/0188147	A1	7/2009	Schwerman et al.

\* cited by examiner

*Primary Examiner*—T. Chase Nelson  
*Assistant Examiner*—Michael A Pratt  
(74) *Attorney, Agent, or Firm*—David O. Simmons

(57) **CLAIM**

The ornamental design for a gunsight body, substantially as shown and described.

**DESCRIPTION**

FIG. 1 is a perspective view of a gunsight body in accordance with the present invention;

FIG. 2 is a front view of the gunsight body shown in FIG. 1;

FIG. 3 is a rear view of the gunsight body shown in FIG. 1;

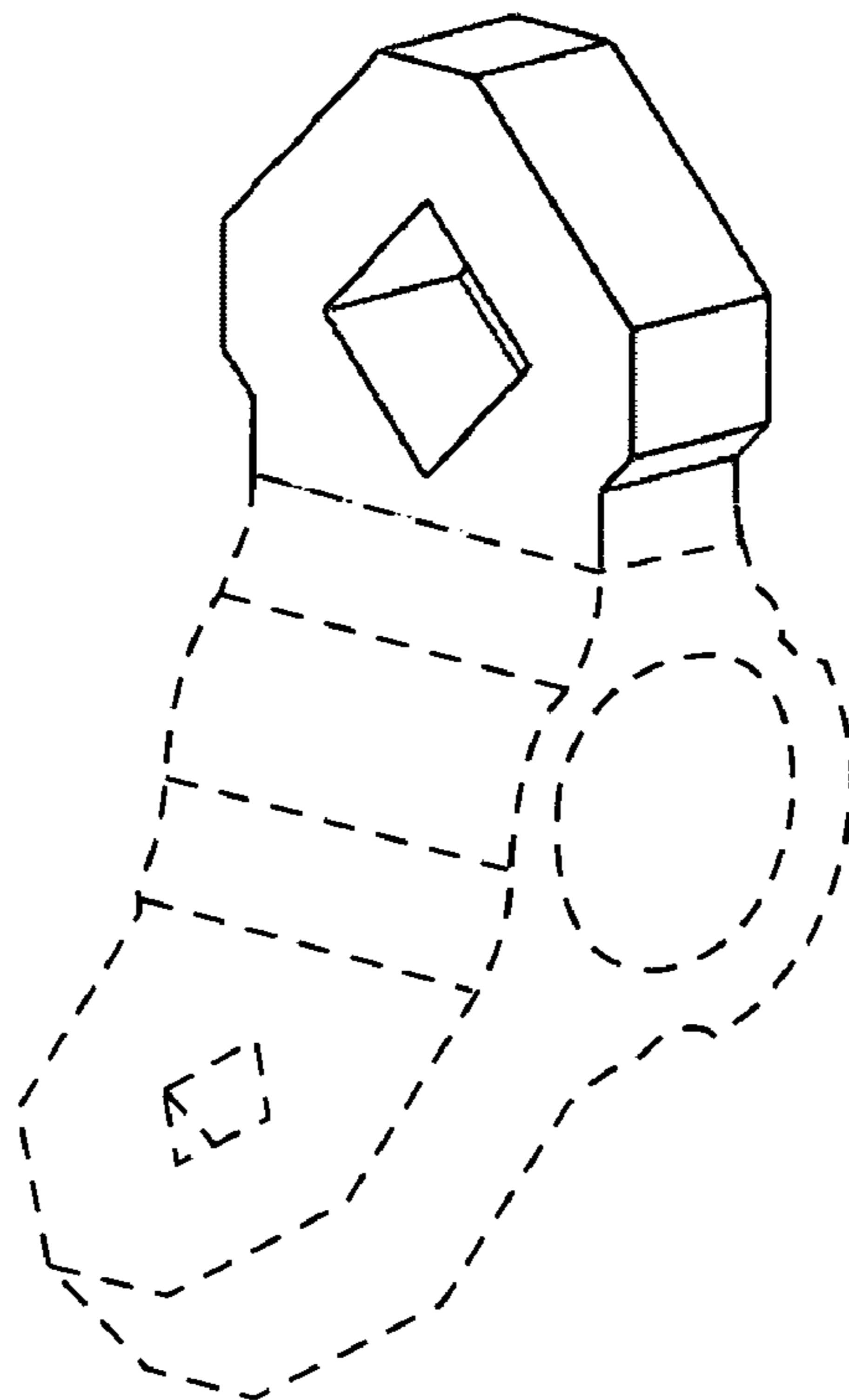
FIG. 4 is a right side view of the gunsight body shown in FIG. 1;

FIG. 5 is a left side view of the gunsight body shown in FIG. 1;

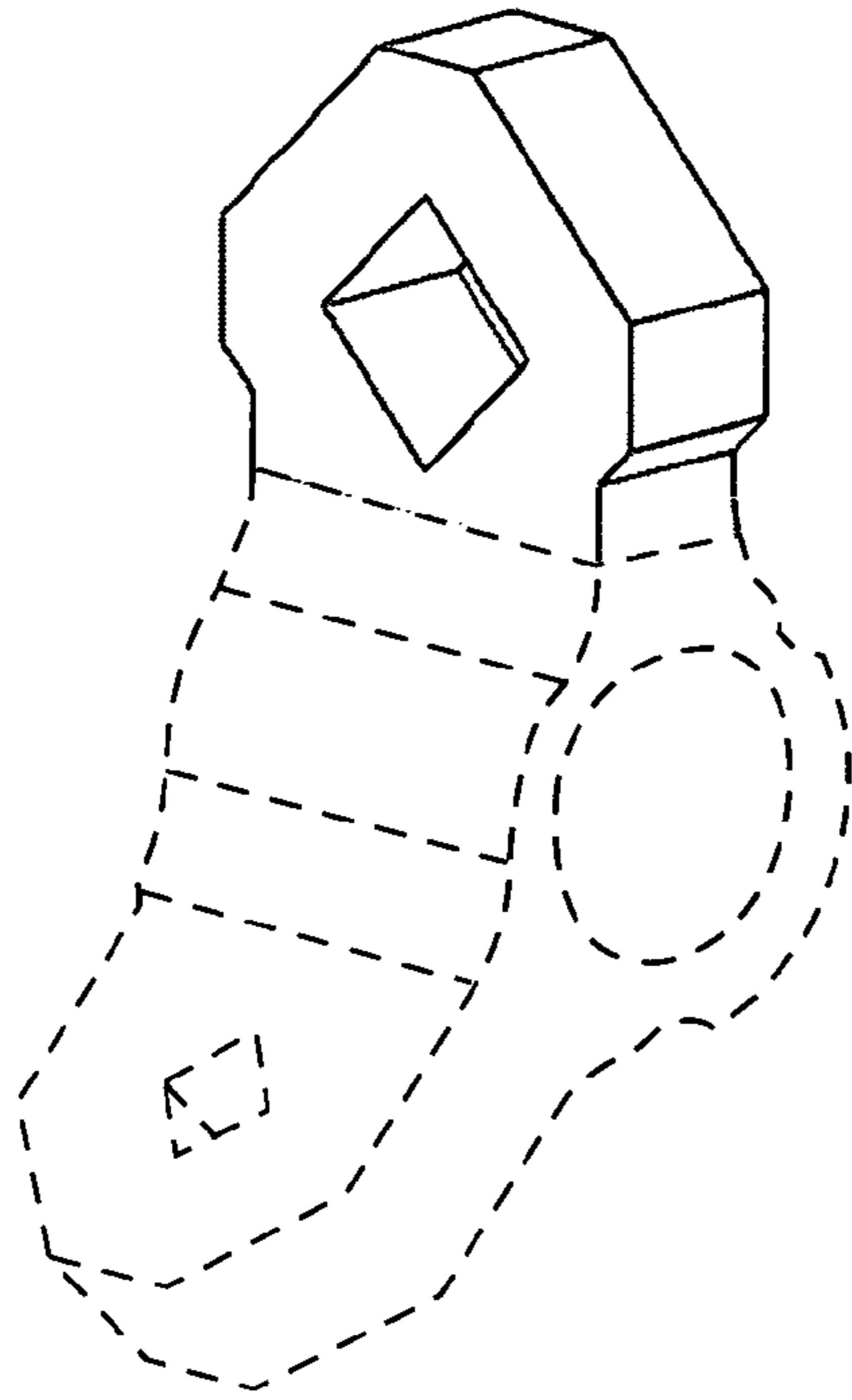
FIG. 6 is a top view of the gunsight body shown in FIG. 1; and,

FIG. 7 is a bottom view of the gunsight body shown in FIG. 1.

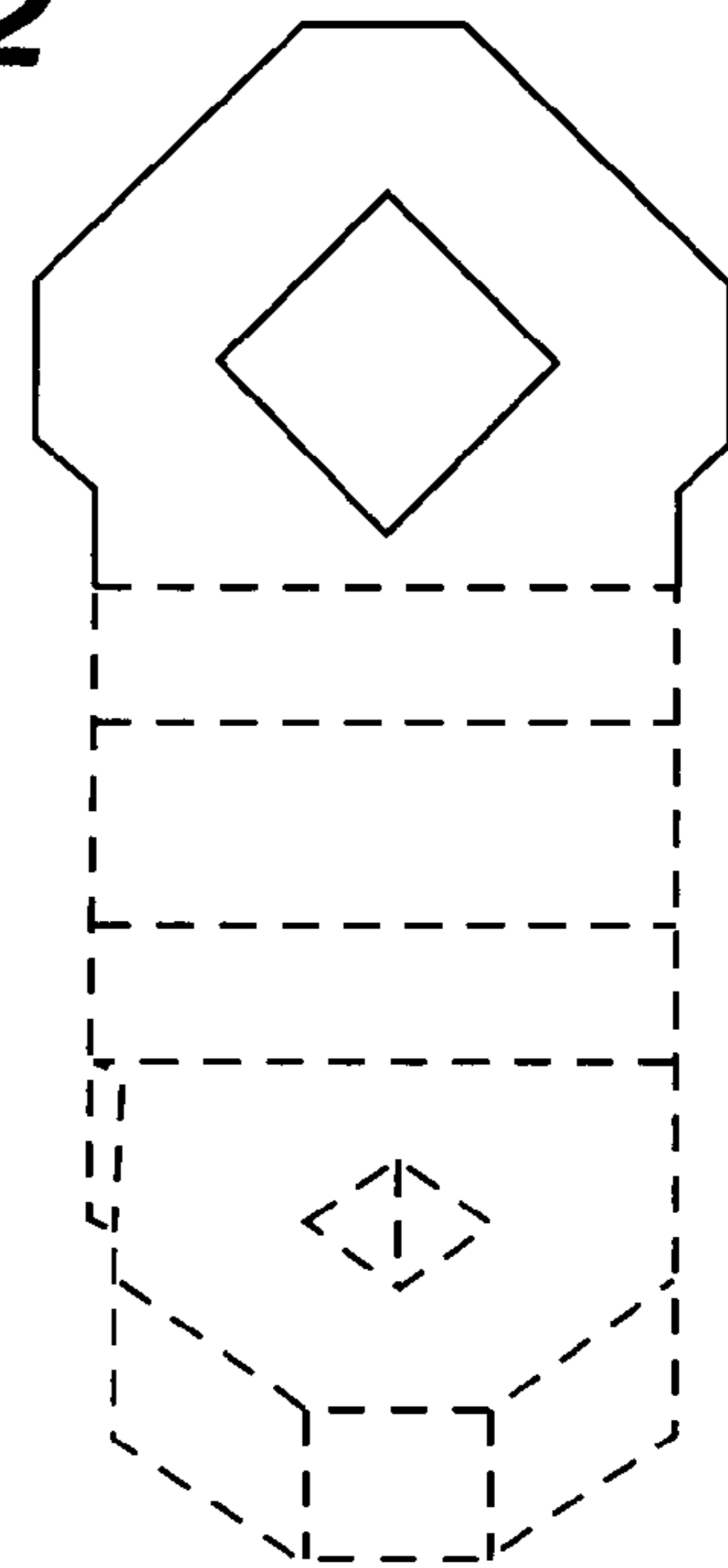
**1 Claim, 2 Drawing Sheets**



**FIG. 1**



**FIG. 2**



**FIG. 3**

